

[Skip to content](#)

## Manuals+

User Manuals Simplified.

# Amico Hummingbird Ethernet Add on User Guide

[Home](#) » [Amico](#) » Amico Hummingbird Ethernet Add on User Guide

Contents [hide](#)

[1 Amico Hummingbird Ethernet Add on](#)

[2 Medical Facility Responsibility](#)

[3 User Guide](#)

[4 Maintenance](#)

[5 Warranty](#)


[6 Documents / Resources](#)

[6.1 References](#)

[7 Related Posts](#)



## Amico Hummingbird Ethernet Add on



### Hummingbird Ethernet Add-on

The Hummingbird Ethernet Add-on is a factory-installed product that doesn't require installation upon delivery. The Ethernet port is located under the left side of the main bin, as shown in Figure

1. It is recommended that you perform regular preventive maintenance checks to maintain the quality and performance of this product. Any parts that may be broken, missing, worn, distorted, or contaminated in any way should not be used, and all affected parts should be replaced immediately. If you suspect the necessity of any repair, please contact your local distributor.

### Quick Installation and Maintenance Instructions

It is the responsibility of the end-user to ensure all aspects of the installation are covered by following the full manual and reviewing warnings/notes found at [www.amico.com/sites/default/files/category/downloads/amico-aa-mobile-computer-workstation-hummingbird-manual.pdf](http://www.amico.com/sites/default/files/category/downloads/amico-aa-mobile-computer-workstation-hummingbird-manual.pdf)

### Medical Facility Responsibility

Preventive maintenance checks must be performed regularly to maintain the quality and performance of this product. Any parts that may be broken, missing, worn, distorted, or contaminated in any way should not be used, and all affected parts should be replaced immediately. If you suspect the necessity of any repair, please contact your local distributor.

### Maintenance Instructions

It is recommended that once every three (3) months, all locks, bolts, and hardware are visually inspected for signs of product wear and tear or damage. Check the product for looseness in the mount or orientation and ensure the adapter is secure.

### Warranty

Amico Accessories Inc. does not honor verbal statements concerning the warranty. The distributor and/or dealer are not sanctioned to create verbal warranties about the product described in this agreement. Any statements will not be honored or be made part of the agreement of sale. This document is the final complete and exclusive terms of the agreement. This warranty is inclusive and replaces all other warranties.

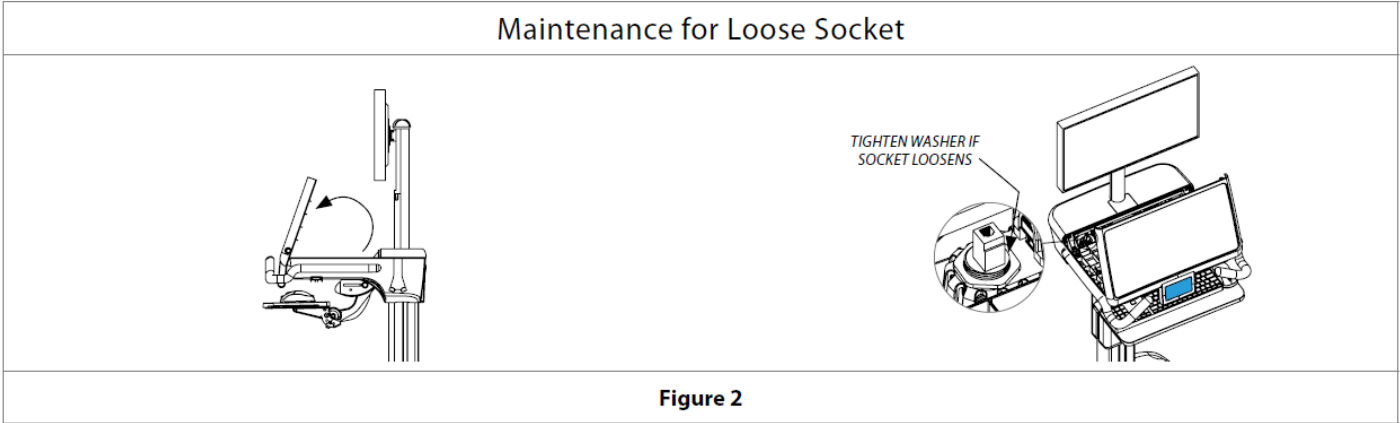
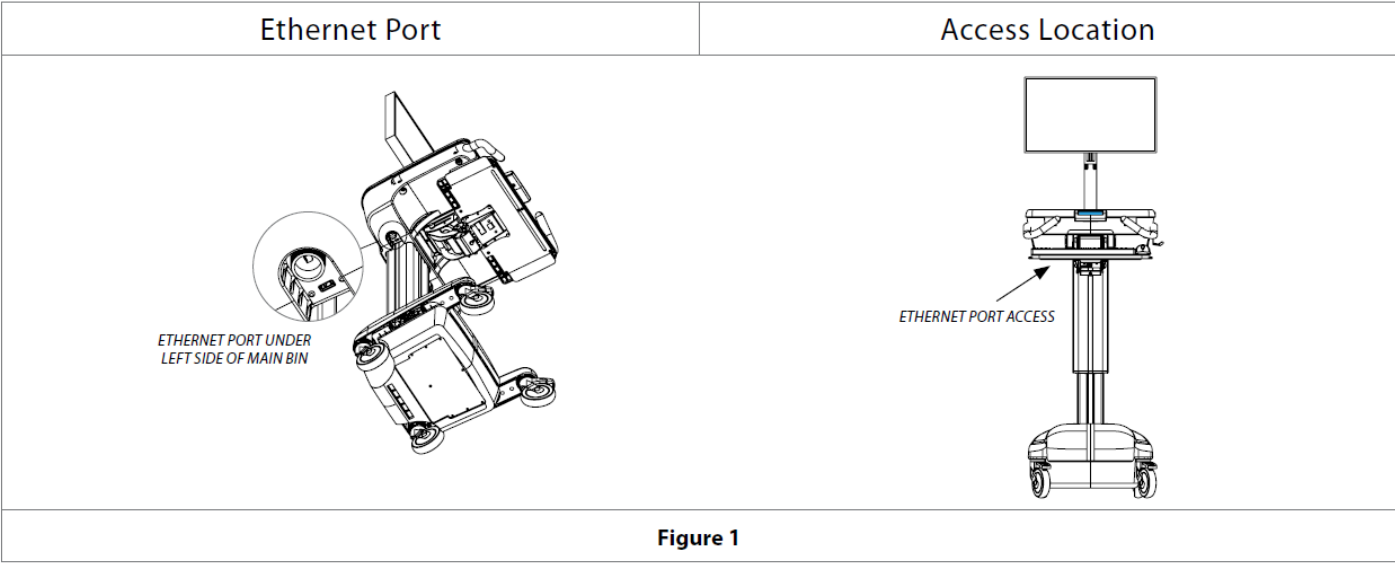
### Medical Facility Responsibility

Preventive maintenance checks must be performed regularly to maintain the quality and performance of this product. Any parts that may be broken, missing, worn, distorted, or contaminated in any way should not be used and all affected parts should be replaced immediately. Should the necessity of any repair be suspected; please contact your local distributor.

**WARNING:** It is the responsibility of the end user to ensure all aspects of the installation are covered by following the full manual and reviewing warnings/notes found at

User Guide

This is a factory-installed product. No installation is required upon delivery. Figure 1 shows how to access the port, and Figure 2 shows the maintenance of it.



Maintenance

It is recommended that once every three (3) months, all locks, bolts, and hardware are visually inspected for signs of product wear and tear or damage. Check the product for looseness in the mount or orientation, and ensure the adapter is secure.

Warranty

- Amico Accessories Inc. warrants all mounting accessories to be free from defects in material and workmanship for a period of twelve (12) months from the date of shipment.
- Within this period Amico Accessories Inc. will repair or replace any part which is proven to be defective.
- Amico Accessories Inc. will warrant its materials to be free from defect for an additional period of four (4) years, (five [5] years from the date of shipment). Within this period, Amico Accessories Inc. will replace any part which is proven to be defective, at no charge. Shipping and Installation costs after the first twelve (12) months will be borne by the Customer.
- This warranty is valid only when the product has been properly installed according to Amico Accessories Inc. specifications, used in a normal manner and serviced according to factory recommendations. It does not cover products that are not manufactured by Amico Accessories Inc. It does not cover failures due to damage which occurs in shipments or failures which result from accidents, misuse, abuse, neglect, mishandling, alteration, misapplication or damage that may be attributable to acts of God.
- Amico Accessories Inc. shall not be liable for incidental or consequential damages resulting from use of equipment.
- All claims for warranty must first be approved by Amico Accessories Inc. A valid Return Goods Authorization (RGA) number must be obtained from Amico Accessories Inc. prior to commencement of any service work. Warranty work, which has not been pre-authorized by Amico Accessories Inc., will not be reimbursed.

AMICO ACCESSORIES INC. DOES NOT HONOR VERBAL STATEMENTS CONCERNING THE WARRANTY.

The distributor and/or dealer are not sanctioned to create verbal warranties about the product described in this agreement. Any statements will not be honored or be made part of the agreement of sale. This document is the final complete and exclusive terms of the agreement.

THIS WARRANTY IS INCLUSIVE AND REPLACES ALL OTHER WARRANTIES.

Amico Accessories Inc. shall not, under any circumstances be liable for incidental or consequential damages including, but not limited to, profit, loss of sales or injuries to person(s) or property. Correction of noncompliance as noted above will result in completion of all liabilities of Amico Accessories Inc., whether based on agreement, neglect or changed materials, designs or specifications without notice. All claims for warranty must first be approved by Amico Accessories Inc.

Service Department:

[accessories@amico.com](mailto:accessories@amico.com) or 1.877.264.2697.

A valid Return Goods Authorization number must be obtained from Amico Accessories Inc. prior to commencement of any warranty claim.

Amico Accessories Inc.


85 Fulton Way, Richmond Hill, ON L4B 2N4, Canada

[www.amico.com](http://www.amico.com)

Toll Free Tel: 1.877.264.2697 | Tel: 905.763.7778 | Fax: 905.763.8587 | Email: [info@amico-accessories.com](mailto:info@amico-accessories.com)

AA-QG-HUMMINGBIRD-MOBILE-COMPUTER-W

## Documents / Resources



[Amico Hummingbird Ethernet Add on](#) [pdf] User Guide

Hummingbird Ethernet Add on, Hummingbird, Ethernet Add on, Add on

## References

[Manuals+](#),

- [home](#)
- [privacy](#)