

AMEWI
JUST REMOTE-CONTROLLED.
**G041E 2 in
1 Tieflader
Bagger Set**



AMEWI G041E 2 in 1 Tieflader Bagger Set Instruction Manual

[Home](#) » [AMEWI](#) » AMEWI G041E 2 in 1 Tieflader Bagger Set Instruction Manual 

Contents

- [1 AMEWI G041E 2 in 1 Tieflader Bagger Set](#)
- [2 PRODUCT INFORMATION](#)
- [3 DECLARATION OF CONFORMITY](#)
- [4 SAFETY INFORMATION](#)
- [5 INTRODUCTION](#)
- [6 PRECAUTIONS](#)
- [7 BATTERY INSTALLATION](#)
- [8 FREQUENCY PAIRING](#)
- [9 TRUCK OPERATION](#)
- [10 EXCAVATOR OPERATION](#)
- [11 TRUCK FUNCTIONS](#)
- [12 Documents / Resources](#)
 - [12.1 References](#)
- [13 Related Posts](#)



AMEWI G041E 2 in 1 Tieflader Bagger Set



PRODUCT INFORMATION

Welcome to AMEWI

- The Amewi Trade GmbH is an international import- and wholesale company for R/C models, toys and creative items, located in Borchten near Paderborn, Germany. Our product range includes over 10,000 items. Above all, this includes remote-controlled car, helicopter, boat, and tank models as well as a wide range of accessories and all necessary spare parts. Our sales network includes over 700 specialist dealer and online retailers across Europe.
- The company AMEWI Trade GmbH is a pure wholesale company. We only sell our products to retailers. When you purchase AMEWI products as an end consumer, you are entering into a contract with the retailer. Please always contact your dealer in warranty cases.

AMEWI TradeGmbH

- Nikolaus-Otto-Str. 18 33178 Borchten Germany
- **Service times:** Dienstag 9:30 – 12:00 Uhr Donnerstag **14:00 – 16:30**
- **Uhr Telefon:** +49 180 5009821 (Festnetz 14Ct/Min., Mobil max. 42Ct/Min.)
- **Support:** <https://amewi.com>

DECLARATION OF CONFORMITY

This product has been manufactured according to actual technical standards. The product is matching the requirements of the existing European and national guidelines. The Declaration of Conformity has been proofed. AMEWI Trade GmbH declares that this product is matching the basic requirements and remaining regulations of the guideline 2014/53/EU (RED). The declarations and documents are stored at the manufacturer and can be requested and applied there. <https://amewi.com/Konformitaetserklaerungen> For additional questions to the product and conformity please contact: Amewi Trade GmbH Nikolaus-Otto-Str. 18, 33178 Borchten Germany or website <https://amewi.com>.

SAFETY INFORMATION

SECURITY AND HAZARD WARNINGS

- For damage, caused by disregarding of the manual, warranty expires.
- We are not liable for secondary failures, material, or personal damage, caused by in proper usage or disregarding the security notices.
- Based on security and registration (CE) reasons, it is forbidden to modify the product personally. Do not disassemble the product.
- Small parts. Danger of suffocation or risk of injury caused by small parts.
- Suitable for people aged 8+!
- The product or electronic is not allowed to get moist or wet.

BATTERY NOTICE & DISPOSAL

- Batteries / rechargeable batteries do not belong in the hands of children.

- Batteries or rechargeable batteries may only be changed by an adult. Never mix rechargeable batteries with dry batteries. Never mix full batteries with half-empty batteries. Never mix rechargeable batteries of different capacities. Never attempt to charge dry batteries. Ensure correct polarity. Defective rechargeable batteries/batteries must be disposed of properly (hazardous waste). Never carry out the charging process unsupervised. If you have any questions about the charging time, read the operating instructions or contact the manufacturer.
- Read the safety instructions and warnings before using or charging the Li-ion battery.
- Stop using or charging immediately if the battery is leaking, has a temperature of over 70° C or anything else unusual occurs. Always charge and store batteries on a fireproof surface or in a fireproof LiPo bag.
- Only use a qualified and specific Li-Po/Li-Ion charger for Li-Po/Li-Ion batteries or NiMH charger for NiMH batteries. Never charge the battery unattended. Do not charge the battery if the charging process exceeds 4.2 V / cell. Do not charge the battery with a charging current above 2C. Please check and ensure that you are using a qualified charger. An unqualified charger may cause a fire. Do not discharge the battery with a current that exceeds the maximum discharge current. Otherwise, this will cause the battery to overheat. This can lead to bursting, fire or explosion.
- Never disassemble, puncture, knock, drop, short-circuit and/or throw the battery into a fire.
- Improper use such as short-circuiting or overcharging can lead to explosions or fire.
- Store the battery in a safe place where infants or children cannot reach it.
- The above indicates the danger of using the battery. The user assumes full responsibility for the result of using the battery. Please be sure to observe our safety instructions which you can find online at <https://amewi.com/downloads/manuals/Akku-Sicherheitshinweise>.



DISPOSAL

- AMEWI is registered below the Bat-Reg.-No. DE 77735153 and WEEE-Reg.-No. 93834722 at the foundation EAR and recycles all used electronic parts properly. Electric and electronical products are not allowed to put in household garbage. Please dispose the product at the end of the lifetime according to the actual laws. You as a customer are responsible by law for the return of all used batteries, a disposal over the household garbage is forbidden!
- Batteries containing hazardous substances are marked with the alongside symbols, which point to the prohibition of disposal in household garbage.
- Additional notations for the critical heavy metal are Cd=Cadmium, Hg=Quicksilver, Pb=lead {Label is placed on the batteries, for example below the bottom left trash symbols).



- Based on RoHS labelling the manufacturer confirms, that all limit values were taken care of at the time of manufacturing.



- Batteries labelled with the recycling symbol can be put into used battery collecting tank. (Most supermarkets have) They are not allowed to be put into local household garbage.



- AMEWI Trade GmbH is involved in the dual system for boxing over the company Landbell AG. All

used boxes are collected from partner companies (waste disposal contractor) at private customers (local household), sorted and properly utilized. The involvement in a Dual Systems helps to save CO₂ Emissions.

INTRODUCTION

THANK YOU

Thank you for purchasing the Amewi Truck & Excavator Set. Please read the instruction manual carefully and keep it for future reference.

WARNING

- This remote-controlled model consists of many small parts and is not suitable for children under 8 years.
- Two 1.5V AA batteries are required for both remote controls. 3.7V Li-Ion rechargeable batteries are used for the models (included).
- Always keep your fingers away from the drive parts and other moving parts to avoid injury.
- The model's motor gets very hot. To avoid burn injuries, allow the motor to cool for 10-15 minutes after use before touching it.

ON INAPPROPRIATE USE OF THE PRODUCT

Please do not disassemble or modify the model in any way. Do not use this product improperly or illegally and do not operate it in a manner that could endanger others or yourself.

MAXIMUM TRANSMITTING POWER DATA

- **Operation Frequency:** 2410-2470MHz
- **Maximum Radio Frequency power:** Maximum peak power
 - dBm

IMPORTANT NOTES

Note: This product is manufactured according to strict performance guidelines and complies with safety standards and requirements. This product is not suitable for children under 8 years of age. The manufacturer is not liable for any injury or accident caused using abnormal parts, excessive wear and tear, improper assembly, or operation. Please operate this product safely and responsibly.


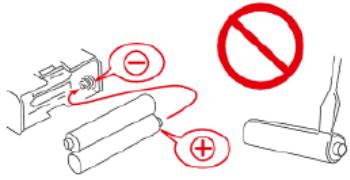


PRECAUTIONS

- Please read the following safety information before using the model.
- Please do not use the model in rain, snow, or thunderstorms.
- If liquid enters the electronics, they may be irreparably damaged.
- Please do not use the model in an environment that you cannot see.
- Signal interference can cause the model to go out of control.
- Please do not use the model in the following places:

			
In der Nähe eines Funkturms, Mobilfunkmasten oder anderen Orten mit aktiven Funkwellen. Near a radio tower, mobile phone masts or other places with active radio waves.	In der Nähe von Menschenmengen oder an öffentlichen Plätzen. Near crowds or in public places.	In der Nähe von Flüssen, Teichen oder Seen. Near rivers, ponds or lakes.	In der Nähe von Strommasten oder anderen Sendemasten. Near electricity pylons or other transmission towers.

- Please do not operate the model if you are tired or unwell, have drunk alcohol or taken drugs – this may cause injury to yourself or others.
- To avoid burns, never touch drive parts and motors during or immediately after use as they can be very hot. Incorrect operation of the transmitter can cause injury to you or others. Be sure to familiarize yourself with the operation before using the model.
- Check the model and the remote control before use. Check screws to make sure they are tight.
- When you have finished using the model, always switch off the model first and then the remote control.
- Otherwise, the model may get out of control. If the model gets out of range, it may get out of control. Please always stay close to the model with the transmitter.

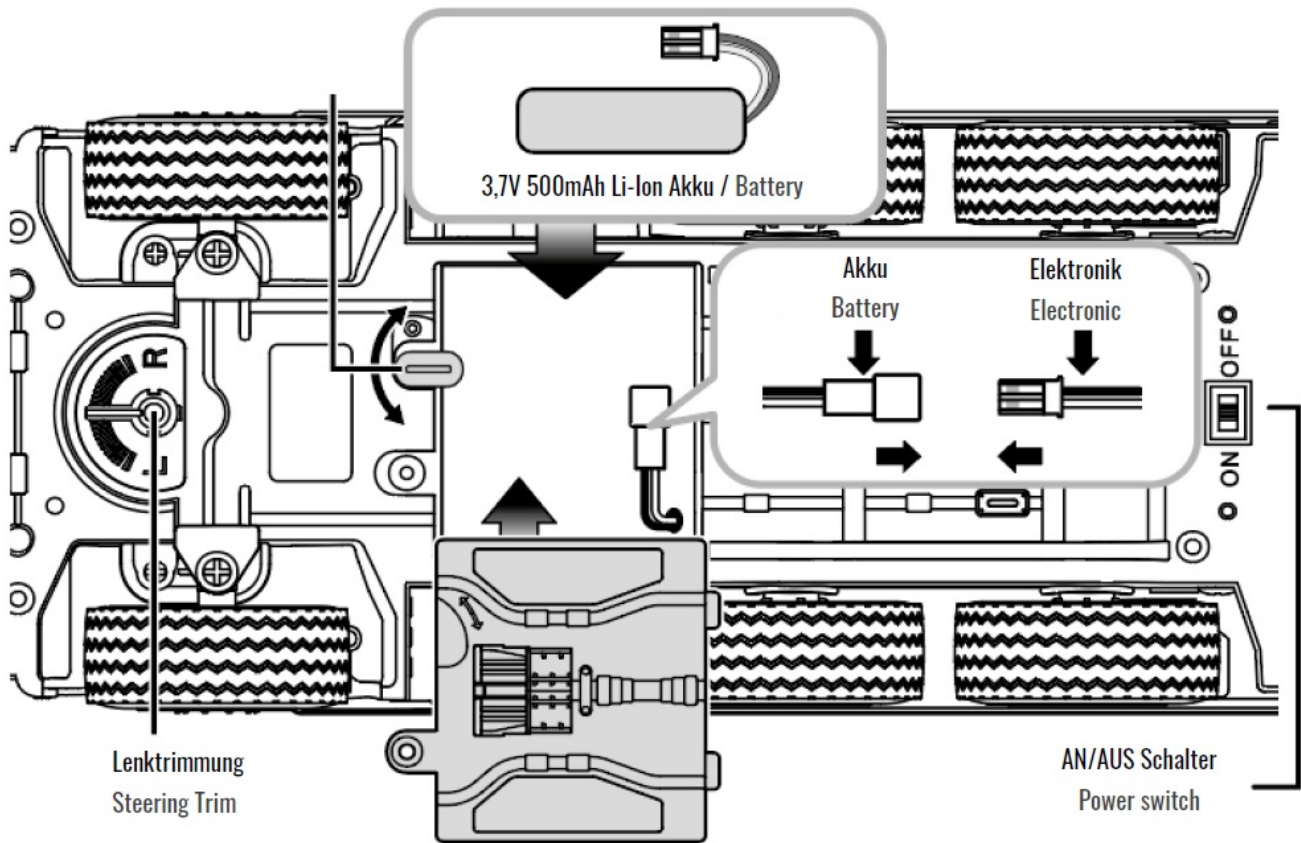
IMPORTANT NOTES

	<ul style="list-style-type: none"> • Lesen Sie unbedingt das Handbuch bevor Sie beginnen. Be sure to read thoroughly the manual before you begin. 		<ul style="list-style-type: none"> • Verpolen/Öffnen Sie nicht die Batterien für den Sender. Never reverse connection / disassemble the battery.
	<ul style="list-style-type: none"> • Da das Produkt kleinteile enthält, halten Sie es von kleinen Kindern fern. As the product contains small parts, keep it away from small children. 		<ul style="list-style-type: none"> • Fahren bzw. fliegen Sie nicht auf öffentlichen Straßen oder überfüllten Plätzen. Do not operate the model on public roads or crowded places.

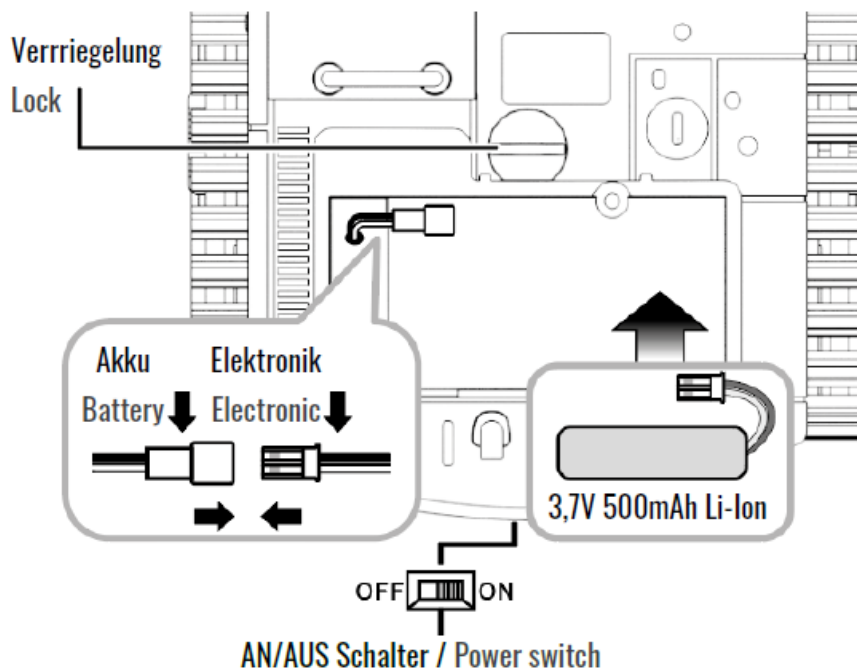
BATTERY INSTALLATION

TRUCK BATTERY INSTALLATION

Open the battery compartment cover. Connect the battery and place it in the battery compartment. Close the cover and tighten the screw.



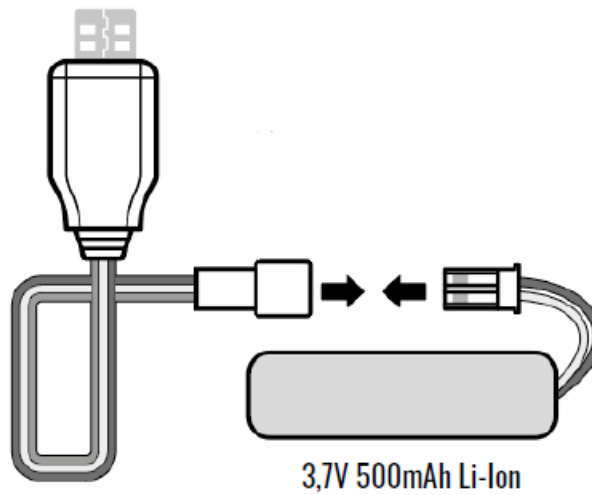
EXCAVATOR BATTERY INSTALLATION



CHARGING BATTERY

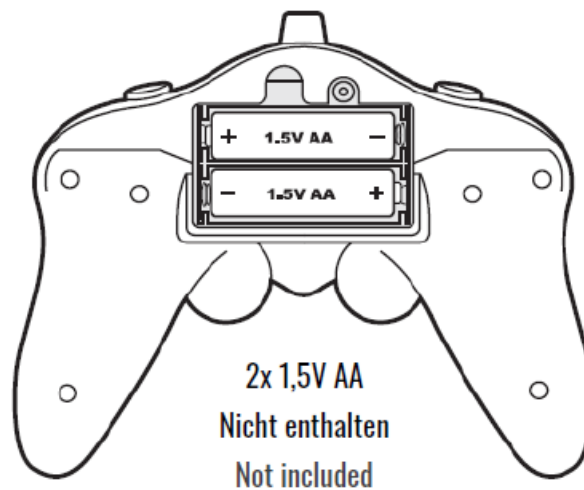
CHARGING STATE

1. the LED is off when the battery is not connected.
2. the LED lights up red during the charging process
3. when the charging process is complete, the LED goes out.



TRANSMITTER BATTERY INSTALLATION

Open the battery compartment cover of the remote control and insert 2x 1.5V AA batteries. Ensure that the polarity is correct. Close the cover and tighten the screw.

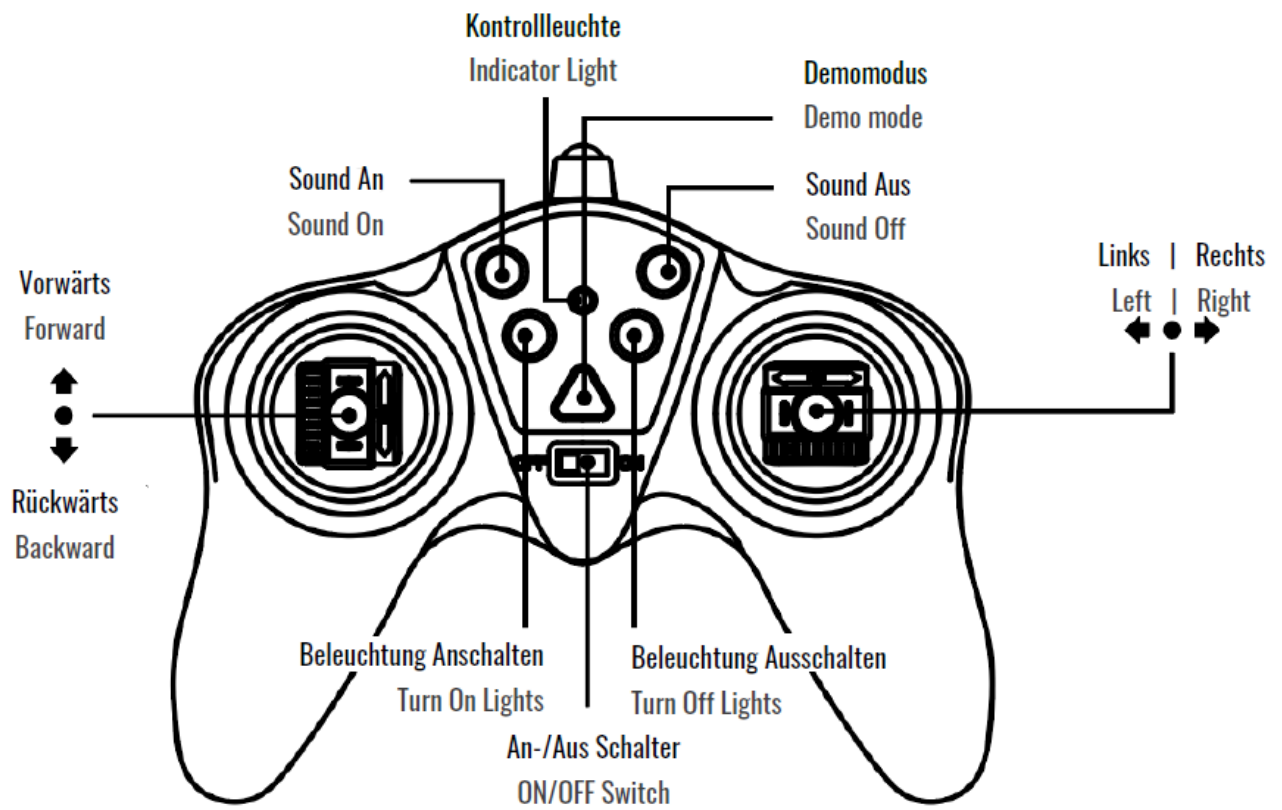


If the indicator light on the remote control does not light up, this means that the batteries in the remote control are too weak. Replace the batteries.

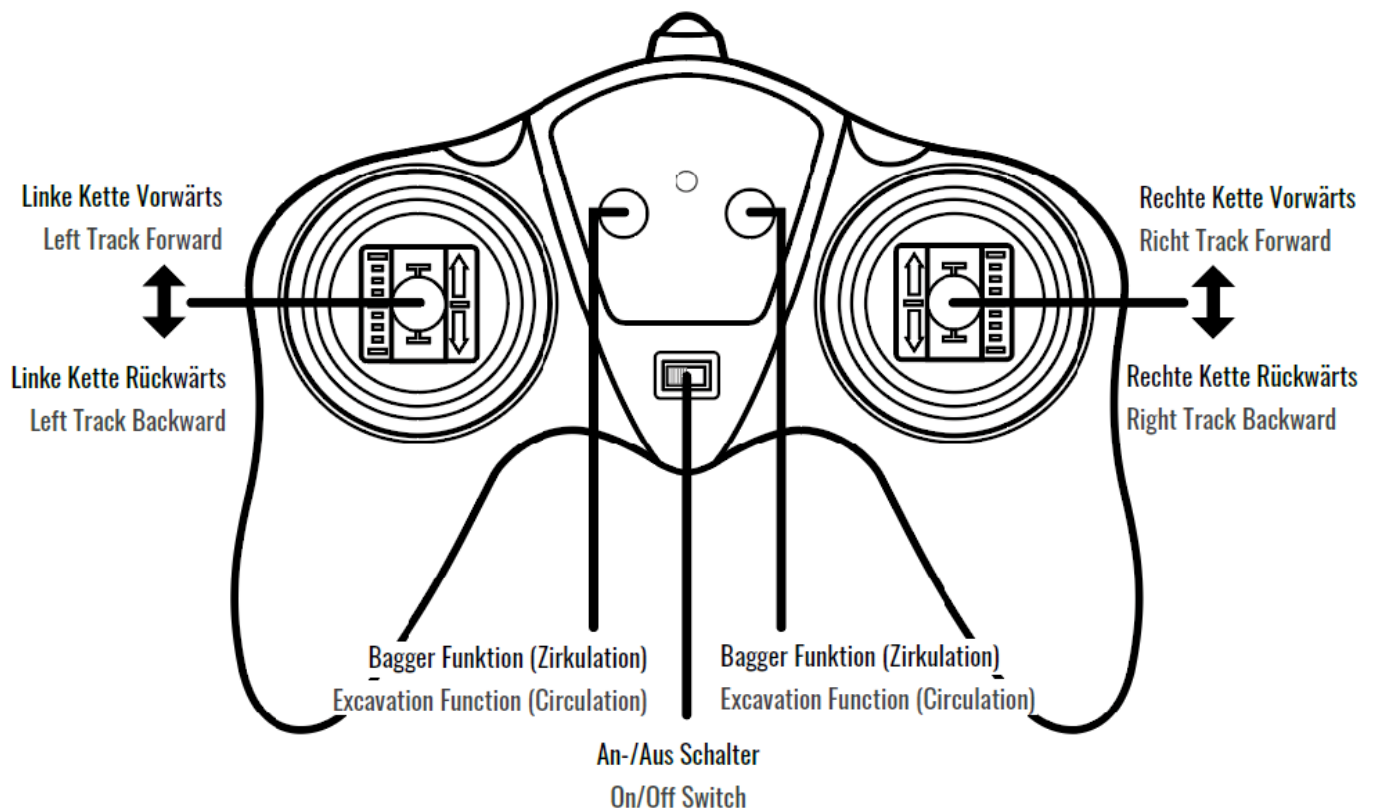
FREQUENCY PAIRING

- These models are equipped with a 2.4 GHz system. The connection must be established before the truck or excavator can be operated. When the battery is connected in the model and the batteries are inserted in the remote control, the connection can be established.
- Switch on the vehicle and then the remote control. The indicator light on the remote control flashes. When the LED lights up continuously, the connection is established. The model is now ready for use. Connect the vehicles to the respective remote control one after the other!

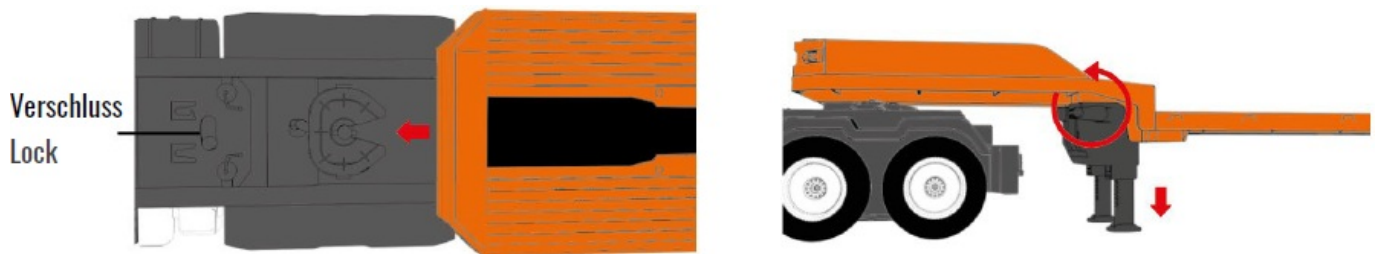
TRUCK OPERATION




EXCAVATOR OPERATION



TRUCK FUNCTIONS



- After fitting the kingpin in the fifth wheel coupling, close the coupling using the lock
- Pull out the crank and turn it to the left to lower the supports. Turn to the right to raise the supports again.



- Pull out the crank handle and turn to the left to lower the ramps. Turn to the right to raise the ramps again

More Info



amewi.com

© Copyright 2024 AMEWI Trade GmbH

Documents / Resources



[AMEWI G041E 2 in 1 Tieflader Bagger Set](#) [pdf] Instruction Manual
G836E, G041E, G041E 2 in 1 Tieflader Bagger Set, G041E, 2 in 1 Tieflader Bagger Set, Tieflader Bagger Set, Bagger Set

References

- [User Manual](#)

Manuals+, Privacy Policy

This website is an independent publication and is neither affiliated with nor endorsed by any of the trademark owners. The "Bluetooth®" word mark and logos are registered trademarks owned by Bluetooth SIG, Inc. The "Wi-Fi®" word mark and logos are registered trademarks owned by the Wi-Fi Alliance. Any use of these marks on this website does not imply any affiliation with or endorsement.