



AMETEK ATMi Series Crystal ATMi Intrinsically Safe Temperature Module Instruction Manual

[Home](#) » [AMETEK](#) » AMETEK ATMi Series Crystal ATMi Intrinsically Safe Temperature Module Instruction Manual 

Contents

- [1 AMETEK ATMi Series Crystal ATMi Intrinsically Safe Temperature Module](#)
- [2 Overview](#)
- [3 Operation](#)
 - [3.1 ADVANCED TEMPERATURE MODULE °ATMi INSTRUCTIONS](#)
- [4 Specifications](#)
- [5 Support](#)
- [6 Documents / Resources](#)
 - [6.1 References](#)
- [7 Related Posts](#)



AMETEK ATMi Series Crystal ATMi Intrinsically Safe Temperature Module



Overview

INTRODUCTION

The Crystal ATMi series of intrinsically safe temperature modules allow you to add temperature measurement capability to your HPC50 pressure calibrator. The ATMi uses the same reliable, high accuracy, digital temperature compensated technology found in other Crystal instruments, housed in a rugged enclosure with a selectable length cable to connect to your HPC50 calibrator. Two ATMi modules can be connected to a single HPC50 calibrator.

Note: Currently, the HPC50 is the only Crystal calibrator supported by the ATMi pressure module.

Note: This manual includes information on the ATMi modules only. For details on the operation of the HPC50 Series, please refer to the User Manual.

What’s Included

Each unit includes an ATMi temperature module, an interface cable of your choice (1, 3, or 10 meter), ISO 17025 Accredited Calibration Certificate, NIST traceable calibration certificate, and AMETEK product CD. Crystal Engineering calibration facilities are A2LA accredited, (#2601.01) which is internationally recognized by ILAC. See ordering information information below for probe options.

ORDERING INFORMATION

Temperature Sensor	

No Probe.....	(omit)
PT100 Probe, IS certified, -40 to 150° C w/o cert.....	T
PT100 Probe, IS certified, -40 to 150° C w cert.....	T4
STS050 Probe*, -45 to 400° C w/ cert.....	T5

Interface Cable Length

1 m / 3.3 ft..... (omit)

3 m / 10 ft..... 3M

10 m / 33 ft..... 10M

*STS-050A probes are not intrinsically safe.

SAMPLE PART NUMBERS

- ATM-T ATMi with a PT100 probe and 1 meter cable.
- ATM-T ATMi with a PT100 probe and 1 meter cable.
- ATMi-T5-3M ATMi with a STS050 probe (with calibration certificate) and 3 meter cable.

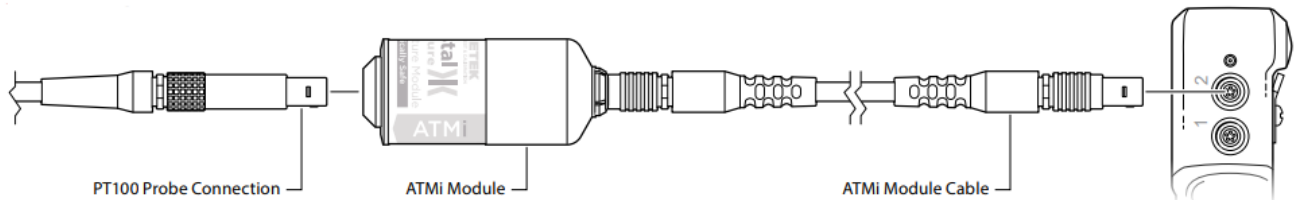
Note: Options T / T4 / T5 include a large padded soft carrying case with shoulder strap (p/n SPK-HHC-003).

Operation

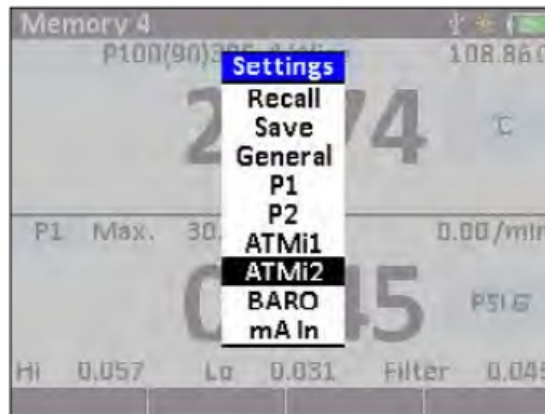
ADVANCED TEMPERATURE MODULE °ATMi INSTRUCTIONS

To Measure Temperature

1. Connect Pt100 probe to the ATMi temperature module at the LEMO connection.
2. Connect the ATMi cable to either port on the HPC50 pressure calibrator.



3. On the HPC50 calibrator select the appropriate ATMi port from the menu.



Note: For details on the HPC50 navigation process, see the HPC50 manual.

4. The HPC50 will display the measured temperature.

Specifications

TEMPERATURE MEASUREMENT

- Accuracy: $\pm(0.015\% \text{ of rdg}) + 0.02 \text{ Ohm}$
- Range: 0 to 400 Ohms
- Resolution: 0.01 on all scales
- Units: °C, K, °F, R, Ω
- TCR: $0.003850 \Omega/\Omega/^{\circ}\text{C}$ (IEC 60751)
- Wiring: 4-wire support

Includes all effects of linearity, hysteresis, repeatability, temperature, and stability for one year.

Combine with part number 127387 for a -45 to 150° C temperature sensor. Contact us to add a calibration certificate.

OUTPUT

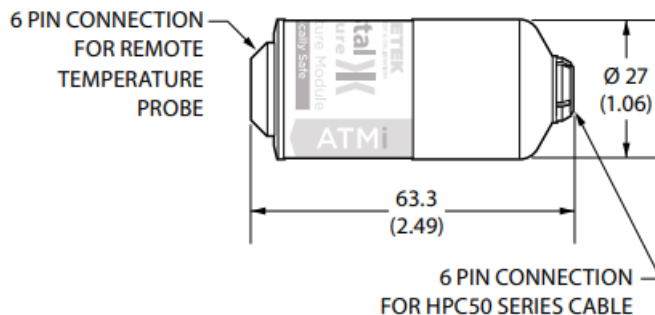
- Temperature Resolution 0.01
- Display Update up to 10 per second

Temperature resolution and display update are the maximum values available. The resolution of your Crystal device may be different.

ENCLOSURE

- Dimensions 2.5 x 1.1 in (63.3 x 27.0 mm)

- Weight 0.31 lbs (141.0 g)



COMMUNICATION

- Connector 6-pin LEMO
- Serial RS-422, 9600 baud, 8 data, no parity, 1 stop
- Protocol ASCII command language

OPERATING TEMPERATURE

- Temperature Range -20 to 50° C (-4 to 122° F)
 < 95% RH, non-condensing. No change in accuracy over operating temperature range. Gauge must be zeroed to achieve rated specification.
 Applies to all modules.

STORAGE TEMPERATURE

Temperature Range -40 to 75° C (-40 to 167° F)

INTRINSIC SAFETY APPROVALS

- Ex ia IIC T4/T3 Ga FTZU 18 ATEX 0043X
- Ex ia IIC T4/T3 Ga IECEx FTZU 18.0012X
- Exia Intrinsically Safe and Non-Incendive for Hazardous Locations: Class I, Division 1, Groups A, B, C, and D; Temperature Code T4/T3. Class I, Zone 0, AEx ia IIC T4/T3 Ga.

ENTITY PARAMETERS

- $U_i = 5.0 \text{ V}$
- $I_i = 740 \text{ mA}$
- $P_i = 880 \text{ mW}$
- $C_i = 8.8 \mu\text{F}$
- $L_i = 0$

CERTIFICATIONS

We declare that the ATMi is in accordance with the Electromagnetic Compatibility Directive per our declaration(s).

This HPC50 is approved for use as a portable test instrument for Marine use and complies with DNV GL Rules for Classification of Ships, High Speed & Light Craft, and Offshore Units.

The proper selection of the RTD sensing element is very important as the error associated with this device is the majority of the overall system measurement uncertainty. IEC 751 is the standard that defines the temperature versus resistance for 100 Ω , 0.00385 $\Omega/\Omega/^{\circ}\text{C}$ platinum RTDs. IEC 751 defines two classes of RTDs: Class A and B. Class A RTDs operate over the -200 to 630 $^{\circ}\text{C}$ range versus -200 to 800 $^{\circ}\text{C}$ for the Class B elements. For example, the Class A uncertainty is about half that of the Class B elements as illustrated in the following table.

			Class A				Class B			
Temperature $^{\circ}\text{C}$	HPC50/ATMi Uncertainty		Class A Uncertainty		HPC50/ATMi + Class A Uncertainty		Class B Uncertainty		HPC50/ATMi + Class B Uncertainty	
	$\pm\Omega$	$\pm^{\circ}\text{C}$	$\pm\Omega$	$\pm^{\circ}\text{C}$	$\pm\Omega$	$\pm^{\circ}\text{C}$	$\pm\Omega$	$\pm^{\circ}\text{C}$	$\pm\Omega$	$\pm^{\circ}\text{C}$
-200	0.02	0.05	0.24	0.55	0.24	0.55	0.56	1.30	0.56	1.30
-40	0.03	0.08	0.09	0.23	0.10	0.24	0.20	0.50	0.20	0.51
0	0.04	0.09	0.06	0.15	0.07	0.17	0.12	0.30	0.12	0.31
50	0.04	0.10	0.10	0.25	0.10	0.27	0.21	0.55	0.22	0.56
100	0.04	0.11	0.13	0.35	0.14	0.37	0.30	0.80	0.31	0.81
150	0.04	0.12	0.17	0.45	0.17	0.46	0.39	1.05	0.39	1.06
200	0.05	0.13	0.20	0.55	0.21	0.56	0.48	1.30	0.48	1.31
400	0.06	0.17	0.33	0.95	0.33	0.96	0.79	2.30	0.79	2.31
600	0.07	0.21	0.43	1.35	0.44	1.37	1.06	3.30	1.06	3.31
800	0.08	0.25	0.52	1.75	0.53	1.77	1.28	4.30	1.28	4.31

Support

CALIBRATION

If adjustment is required, we recommend returning the ATMi to the factory. Factory service offers benefits you won't find anywhere else. Factory calibration tests your ATMi utilizing NIST traceable standards, resulting in calibration certificates that provide performance data and uncertainties. Our calibration facilities are A2LA accredited (cert #2601.01) to ISO 17025:2005 & ANSI/NC SL Z540-1-1994. A2LA is internationally recognized as an accreditation body by the International Laboratory Accreditation Cooperation, ILAC. Furthermore, upgrades may be available to add or enhance operating features. We designed the product to last, and we support it so that you can get the most from your investment.

Under normal operating conditions, we recommend the ATMi be calibrated on an annual basis. Your quality system may require more or less frequent calibration, or your experience with the gauge, or operating environment may suggest longer or shorter intervals. There are no internal potentiometers. The ATMi has a "span factor" (userspan), set to approximately 1 (as shipped from the factory). As components age this may need to be changed to a value slightly higher or lower, to slightly increase or decrease all readings. This adjustment can be made with a computer through our free CrystalControl software.

WARRANTY


Crystal Engineering Corporation warrants the ATMi (Advanced Pressure Module) to be free from defects in material and workmanship under normal use and service for one (1) year from date of purchase to the original purchaser. It does not apply to batteries or when the product has been misused, altered or damaged by accident or abnormal conditions of operation. Crystal Engineering will, at our option, repair or replace the defective device free of charge and the device will be returned, transportation prepaid. However, if we determine the failure was caused by misuse, alteration, accident or abnormal condition of operation, you will be billed for the repair.

CRYSTAL ENGINEERING CORPORATION MAKES NO WARRANTY OTHER THAN THE LIMITED WARRANTY STATED ABOVE. ALL WARRANTIES, INCLUDING IMPLIED WARRANTIES OF MERCHANTABILITY OR FITNESS FOR ANY PARTICULAR PURPOSE, ARE LIMITED TO A PERIOD OF ONE (1) YEAR FROM THE DATE OF PURCHASE. CRYSTAL ENGINEERING SHALL NOT BE LIABLE FOR ANY SPECIAL, INCIDENTAL OR CONSEQUENTIAL DAMAGES, WHETHER IN CONTRACT, TORT OR OTHERWISE.

Note: (USA only) Some states do not allow limitations of implied warranties or the exclusion of incidental or consequential damages, so the above limitations or exclusions may not apply to you. This warranty gives you specific legal rights and you may have other rights which vary from state to state.

Find Quality Products Online at: www.GlobalTestSupply.com , sales@GlobalTestSupply.com

Documents / Resources

	<p>AMETEK ATMi Series Crystal ATMi Intrinsically Safe Temperature Module [pdf] Instruction Manual</p> <p>ATMi Series, Crystal ATMi Intrinsically Safe Temperature Module, ATMi Series Crystal ATMi Intrinsically Safe Temperature Module, ATMi Intrinsically Safe Temperature Module, Intrinsically Safe Temperature Module, Temperature Module, Module</p>
--	---

References

-  [Global Test Supply](#)