



ambrane PowerVolt Router UPS User Manual

[Home](#) » [AMBRANE](#) » ambrane PowerVolt Router UPS User Manual 

Contents

- [1 ambrane PowerVolt Router UPS](#)
- [2 Package Contents](#)
- [3 Product Overview](#)
- [4 Product Specifications](#)
- [5 How To Use](#)
- [6 LED Indicator Status](#)
- [7 Accessories included with the PowerVolt](#)
- [8 Warranty Card and Terms & Conditions](#)
- [9 Documents / Resources](#)
- [10 Related Posts](#)



ambrane PowerVolt Router UPS



Welcome


Thank you for purchasing the Ambrane PowerVolt Router UPS. We recommend you to read the instruction manual carefully before using the product.

Package Contents

- 1 N Ambrane PowerVolt Router UPS
- 3 N Connecting Cables
- 1 N User Manual Scan Card
- 1 N Rating Card

Product Overview

Whether you work, play or shop, Ambrane Powervolt Router UPS ensures to keep all your activities uninterrupted and gives you absolute freedom from power cuts. This Router UPS is the power backup you need for staying connected to the internet for up to 5 hours without any disruptions. With Multi-layers of Protection like Overcharge Protection, Short Circuit Protection, Temperature Resistance and more, PowerVolt ensures continued internet connectivity and router device safety.




Product Specifications

- **Input:** 12V-2A
- **Output:** 12V-2A
- **Battery Type:** Lithium-Ion
- **BatteryCapacity:** 6000mAh
- **Charging Time:** Up to 1 Hour
- **Connectors:** 3
- **Power Backup:** Up to 5 Hours (Depending on the router in use)
- Multi-Layers of Chipset Protection
- Smart LED Indicator

- **Weight:** 203g
- **Dimension:** L: 93mm,W:76.18 mm,H :23mm

How To Use

1. Unplug your router's AC/DC adapter and connect it to the Powervolt input (marked 'IN').
2. Connect the supplied bridge cable to the PowerVolt output and your router's power input.
3. Turn ON the Powervolt by moving the switch from OFF to ON.
4. NowyourWifi should be running.



Note:

PowerVolt is meant to be used with devices rated 12V DC and up to 2A only. Check the power ratings mentioned on your adapter or router to ensure the same. We recommend using the original branded adapter that comes along with your router.

If your router is not directly compatible with this router UPS, kindly try connecting your router with the router UPS using a converter cable provided along with it.

LED Indicator Status

Blinking White Light	While Charging
Stable White Light	While Giving Output
Stable White Light	When Fully Charged

Accessories included with the PowerVolt

- 5.5mm /2.1 mm Male to 5.5mm /2.1 mm Male Bridge Cable
- 5.5mm /2.1 mm Female to 3.5mm /1.35mm Male Adapter Plug or Cable
- 4.0 mm /1.35mm Female to 5.5mm /2.1 mm Male Adapter Plug or Cable

Note:

Either Adapter Plug or Adapter Cable would be included in the package. Their function is the same.

warning

1. Check the voltage, current, and polarity of the loads before connecting to the UPS.
2. Please fully charge batteries before first use.
3. Dropping, hitting, disassembling, and repairing are forbidden.
4. Do not put UPS in water or make it wet.
5. Do not expose UPS to fire or direct sunlight or heat it.
6. Do not use UPS in any flammable environments.
7. Do not put UPS in a place where children can reach.

Warranty Card and Terms & Conditions

- **NOTE:** For a valid warranty claim, all information on the warranty certificate has to be completed and presented along with the original invoice.
- All warranty information, product features, and specifications are subject to change without prior notice.
- All matters are subject to Delhi Jurisdiction.

1. Customer's Name: _____
2. Contact Number: _____
3. Customer's Address: _____
4. Model No.: _____
5. Purchase Date: _____
6. Invoice Number: _____
7. Dealer's Stamp: _____

- Ambrane PowerVolt Router UPS comes with 180 days warranty from the date of purchase.
- Warranty can not be claimed if the product is damaged by wrong operation or force majeure.
- Accessories supplied with Ambrane PowerVolt Router UPS are not covered under the warranty.

CUSTOMER CARE:


224, Second Floor, D-Mall, Netaji Subhash Place, Pitampura, Delhi, India -110034


Contact No.: + 911145911111,

E-mail: care@ambraneindia.com,

Web: www.ambraneindia.com.

Documents / Resources





NON-STOP
INTERNET CONNECTIVITY

PowerVolt

8 HOURS POWER BACKUP
FOR ROUTERS

12V

Compact size

Powerful

1000W Power

Modular

Easy to install

USER MANUAL

[ambrane PowerVolt Router UPS](#) [pdf] User Manual

PowerVolt Router UPS, PowerVolt, Router UPS, UPS