



amazonbasics BO8DDYGFPC Power Bank Battery with 45W USB-C User Manual

[Home](#) » [AmazonBasics](#) » amazonbasics BO8DDYGFPC Power Bank Battery with 45W USB-C User Manual 



Power Bank Battery

Contents

- [1 IMPORTANT SAFEGUARDS](#)
- [2 Specifications](#)
- [3 Documents / Resources](#)
- [4 Related Posts](#)

IMPORTANT SAFEGUARDS








Read these instructions carefully and retain them for future use. If this product is passed to a third party, then these instructions must be included.

- Do not attempt to open the product. This product does not contain any user-serviceable parts.
- Keep the product away from sources of heat (e.g. direct sunlight), ignition, dust, and water. This product is not waterproof.
- The battery contained in this product is non-replaceable. Do not throw the product into a fire.
- Do not leave the battery charging for a prolonged period of time when the product is not in use.
- Do not charge overnight.
- Do not drop or impact this product.
- Charge this product once every 3 months to avoid shortening its battery life.

- If the battery leaks avoid contact with skin and eyes. Rinse affected areas immediately with plenty of clean water, then consult a doctor.

Before First Use


- Connect the charging cable to the USB Type-C charging port (input).
- Connect the other end of the charging cable to a compatible power source (5V  3A,9V  3A,12V  3A,15V  3A,20V  2.25A).
- Charge the battery for 4.3 hours before first use.

Charging an External Device

- Connect an external device to the USB Type-C or a USB Type-A port charging (output).
- Click the function button. The blue indicator lights up.
- To activate slow-charging mode for low-current devices such as smart bracelets/watches. and Bluetooth headsets etc., double-click the function button. The green indicator lights up.
- To exit the slow-charging mode, press the function button. The green indicator goes off.

Checking capacity

Press the function button once. The blue power indicator bar shows the battery capacity.

Indicator	Battery capacity
	0 %
	1-25 %
	26-50 %
	51-75 %
	76-100 %

Low Power Mode

Use this mode for low current external devices (smartwatches, bracelets, etc.).

- To enter the mode, press the function button twice. The green indicator lights up.
- To exit the mode, press the function button again.

Automatic Shutdown

- When the load current is less than 80 mA and the duration exceeds 60 ± 30 seconds, the product shuts down and enters sleep mode.

Cleaning

- Unplug the product from the power source before cleaning.
- Do not immerse the product in water or other liquids.
- To clean the product, wipe with a soft, slightly moist cloth.

Storage

- The product should always be stored with at least a 30% charge.
- Store the product in cool and dry conditions.

FCC – Supplier’s Declaration of Conformity

Unique Identifier	BO8DDYGFPC – Power Bank Battery with 45W USB-C Power Delivery for Laptops and 12W USB-A Port – 26,800 mAh
Responsible Party	Amazon.com Services, Inc
U.S. Contact Information	410 Terry Ave N. Seattle, WA, 98109, United States
Telephone Number	(206) 266-1000

FCC Compliance Statement

1. This device complies with Part 15 of the FCC rules. Operation is subject to the following two conditions:
 - (1) this device may not cause harmful interference, and
 - (2) this device must accept any interference received, including interference that may cause undesired operation.
2. Changes or modifications not expressly approved by the party responsible for compliance could void the user’s authority to operate the equipment.

FCC Interference Statement

This equipment has been tested and found to comply with the limits for a Class B digital device, pursuant to part 15 of the FCC Rules. These limits are designed to provide reasonable protection against harmful interference in a residential installation.

This equipment generates, uses, and can radiate radio frequency energy and, if not installed and used in accordance with the instructions, may cause harmful interference to radio communications. However, there is no guarantee that interference will not occur in a particular installation. If this equipment does cause harmful interference to radio or television reception, which can be determined by turning the equipment off and on, the user is encouraged to try to correct the interference by one or more of the following measures:

- Reorient or relocate the receiving antenna.
- Increase the separation between the equipment and receiver.
- Connect the equipment into an outlet on a circuit different from that to which the receiver is connected.
- Consult the dealer or an experienced radio / TV technician for help.

Canada IC Notice

- This Class B digital apparatus complies with Canadian CAN ICES-3(B) / NMB-3(B) standard.

Disposal















The Waste Electrical and Electronic Equipment (WEEE) Directive aims to minimize the impact of electrical and electronic goods on the environment, by increasing re-use and recycling and by reducing the amount of WEEE going to landfill. The symbol on this product or its packaging signifies that this product must be disposed of separately from ordinary household wastes at its end of life. Be aware that this is your responsibility to dispose of electronic equipment at recycling centers in order to conserve natural resources. Each country should have its collection centers for electrical and electronic equipment recycling. For information about your recycling drop-off area, please contact your related electrical and electronic equipment waste management authority, your local city office, or your household waste disposal service.

Battery Disposal



Do not dispose of used batteries with your household waste. Take them to an appropriate disposal/collection site.

Specifications

Input power	5 V  3 A, 9 V  3 A, 12 V  3 A, 15 V  A, 20 V  2.25 A
Output power USB Type-A	5 V  2.4 A
Output power USB Type-C	5 V  3 A, 9 V  3 A, 12 V  3 A, 15V  3 A, 20 V  2.25 A
Total output power	5 V  5 A
Low power mode	2 hours max.
Typical capacity	26800 mAh, Lithium-ion battery
Charging time	4.3 hours (20 V — 2.25 A)
Net weight	approx. 1.08 lbs (493 g)
Dimensions (W x H x D)	approx. 6.88 x 3.27 x 0.90" (17.5 x 8.3 x 2.3 cm)

Feedback and Help

Love it? Hate it? Let us know with a customer review.

AmazonBasics is committed to delivering customer-driven products that live up to your high standards. We encourage you to write a review sharing your experiences with the product.

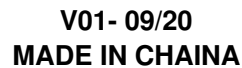


— or —



amazonbasics

amazon.com/AmazonBasics



Documents / Resources



[amazonbasics BO8DDYGFP Power Bank Battery with 45W USB-C](#) [pdf] User Manual
BO8DDYGFP, Power Bank Battery with 45W USB-C