



Amazon Echo Show 5 (2nd Generation) Kids User Guide

[Home](#) » [Amazon](#) » Amazon Echo Show 5 (2nd Generation) Kids User Guide 

Contents

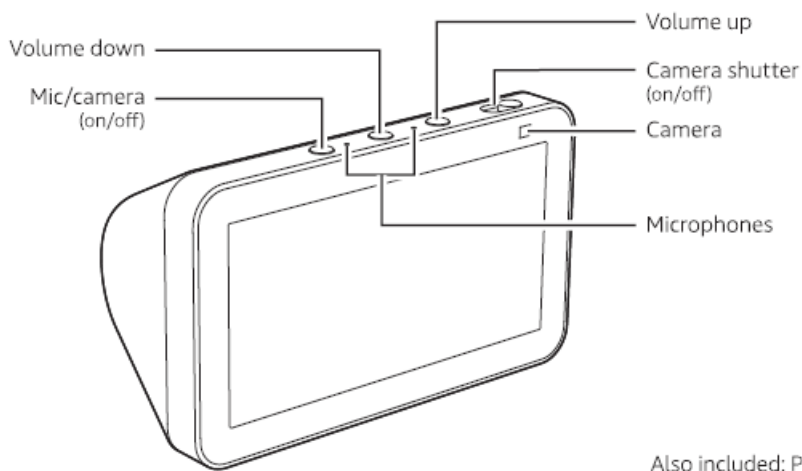
- [1 Amazon Echo Show 5 \(2nd Generation\) Kids](#)
- [2 Getting to know your Echo Show 5 Kids](#)
- [3 Alexa is designed to protect your privacy](#)
- [4 Setup](#)
- [5 Download the Amazon Alexa app](#)
- [6 Explore your Echo Show 5 Kids](#)
- [7 Give us your feedback](#)
- [8 DOWNLOAD](#)
- [9 Related Posts](#)

Amazon Echo Show 5 (2nd Generation) Kids



QUICK START GUIDE

Getting to know your Echo Show 5 Kids



Also included: Power adapter

Alexa is designed to protect your privacy



Wake word and indicators

Alexa doesn't begin listening until your Echo device detects the wake word (for example, 'Alexa'). A blue light lets you know when audio is being sent to Amazon's secure cloud.



Microphone and camera controls

You can electronically disconnect the mics and camera with one press of a button. Slide the built-in shutter to cover the camera.



Voice history

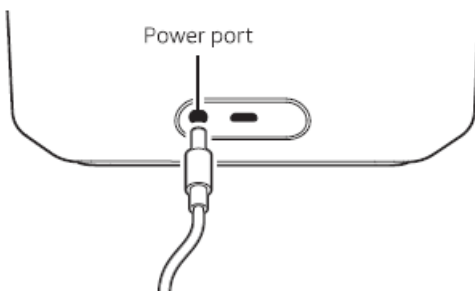
Want to know exactly what Alexa heard? You can view and delete your voice recordings in the Alexa app at anytime.

These are just a few of the ways that you have transparency and control over your Alexa experience. Explore more at amazon.com/alexaprivacy.

Setup

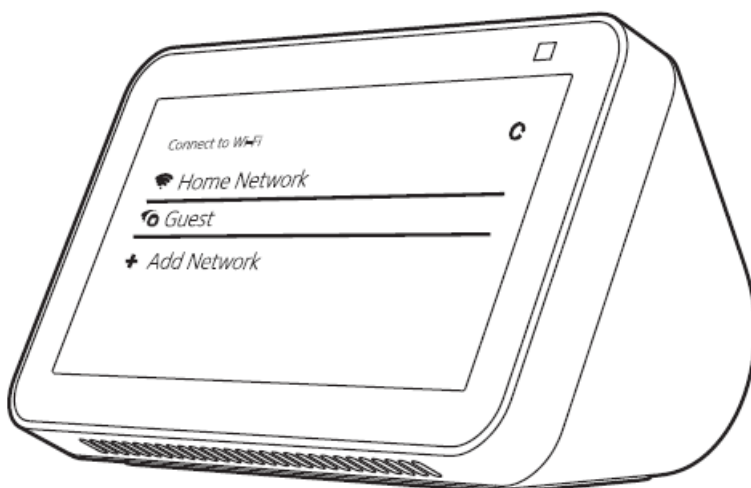
1. Plug in your Echo Show 5 Kids

Plug your Echo Show 5 Kids into an outlet using the included power adapter. In about a minute, the display will turn on and Alexa will greet you.



2. Set up your Echo Show 5 Kids

Follow the on-screen instructions to set up your Echo Show 5 Kids. During setup, you will connect your device to the internet so you can access Amazon services. Please make sure you have your wifi password.



For help and troubleshooting, go to Help & Feedback in the Alexa app or visit amazon.com/devicesupport.

3. Set up Amazon Kids

After wifi setup is complete, you will be prompted to set up Amazon Kids. If you're creating a child profile for the

first time, please follow the instructions on the device screen.

Verify your Echo Show 5 Kids is using the correct Amazon account and provide parental consent. You will need to select “I agree to continue.”

You can now add services to Amazon Kids on Alexa on your Echo Show 5 Kids, including videos, Alexa skills, and compatible music services like Amazon Music.

Amazon Parent Dashboard

To help your child get more out of Echo Show 5 Kids, select Amazon Kids settings in the Alexa app or go to parents.amazon.com. With easy-to-use parental controls from Amazon Kids, you can review activity, manage time limits, and share content.

Amazon Kids+

Your Echo Show 5 Kids comes with a 1-year subscription to Amazon Kids+ (auto-renews at applicable rate). Your child can explore thousands of premium kids videos, songs, games, and audiobooks, plus educational content. Learn more about what’s included with Amazon Kids+ and newly launched content at amazon.com/alexaforkids.

Download the Amazon Alexa app

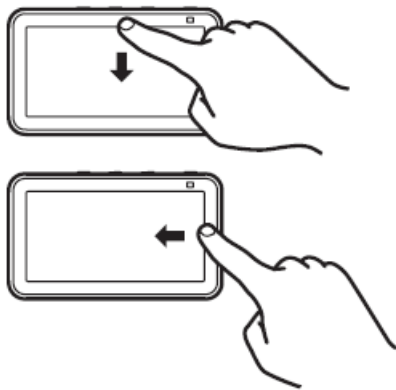


Installing the app on your phone or tablet helps you get more out of your Echo Show 5 Kids. It’s where you set up , calling and messaging, enable Alexa skills, manage music services like Amazon Music, adjust settings, and more.

Explore your Echo Show 5 Kids

To change your settings

Swipe down from the top edge of the screen, or say, “Alexa, show Settings.”



To access shortcuts

Swipe left from the right edge of the screen.

For help and troubleshooting, go to Help & Feedback in the Alexa app or visit amazon.com/devicesupport.

Give us your feedback

Alexa will improve over time, with new features being added regularly just for kids. We want to hear about your experiences. Use the Parent Dashboard to send us feedback or visit www.amazon.com/devicesupport.

DOWNLOAD

Amazon Echo Show 5 (2nd Generation) Kids:

Quick Start Guide – [[Download PDF](#)]
