



Amazon Echo Link Amp User Guide

[Home](#) » [Amazon](#) » Amazon Echo Link Amp User Guide 

Contents

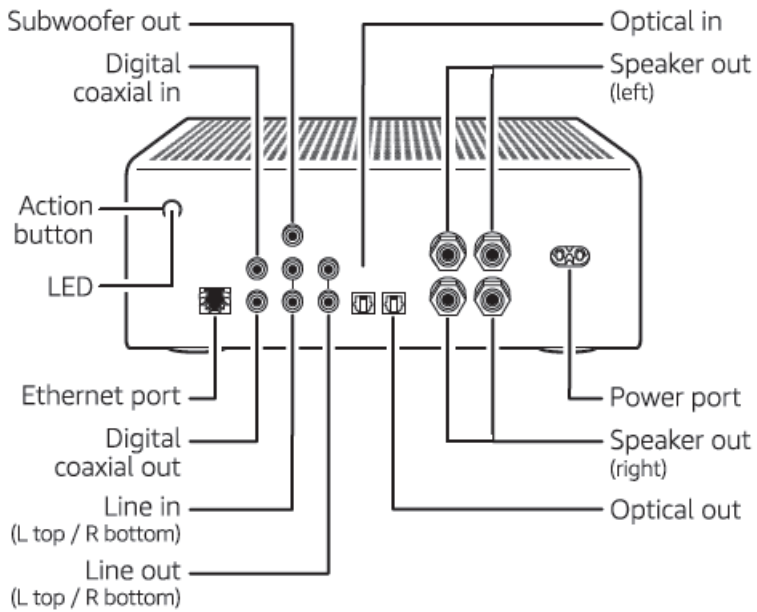
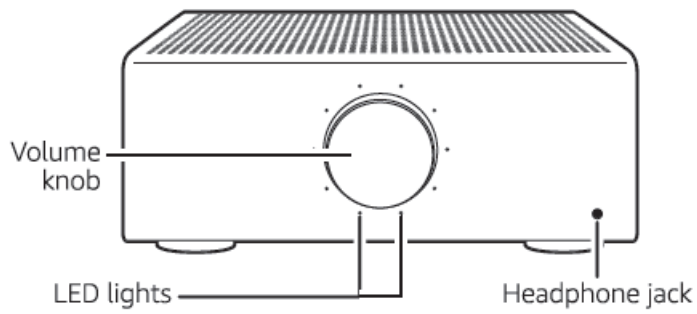
- 1 [Amazon Echo Link Amp](#)
- 2 [Getting to know your Echo Link Amp](#)
- 3 [Optional: Connect other audio equipment](#)
- 4 [Output](#)
- 5 [Input](#)
- 6 [Give us your feedback](#)
- 7 [DOWNLOAD](#)
- 8 [Related Posts](#)

Amazon Echo Link Amp



QUICK START GUIDE

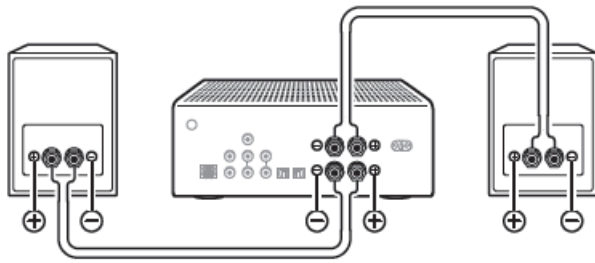
Getting to know your Echo Link Amp



Also included: Power cord

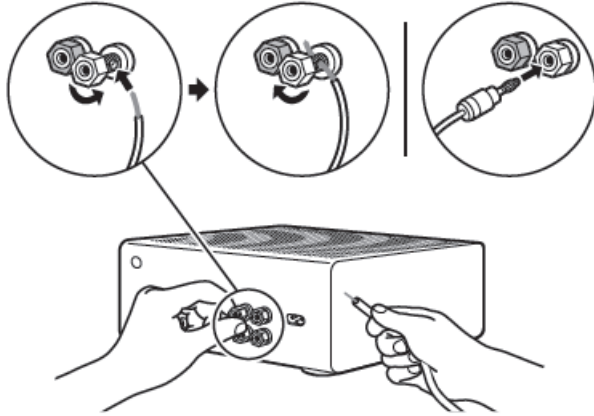
1. Connect your speakers

To connect your non-powered speakers, use the binding posts on the back of your Echo Link Amp. The posts can accept bare speaker wire or banana plugs.



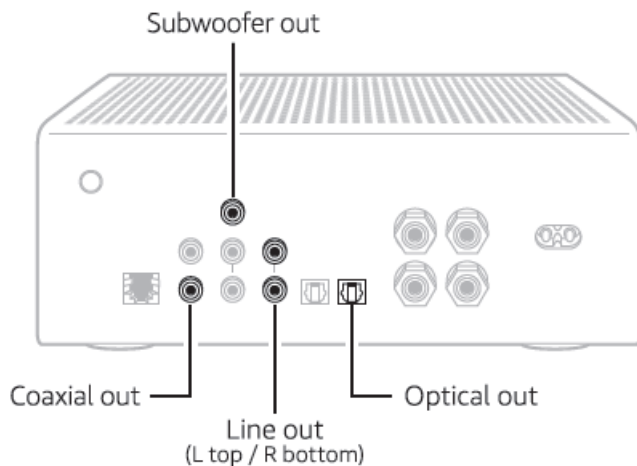
Bare speaker wire

Banana plug



Optional: Connect other audio equipment Output

To connect powered speakers and/or a subwoofer, use the digital (coaxial/optical) or analog (RCA+subwoofer) outputs. Make sure they are powered on and the volume is turned up.



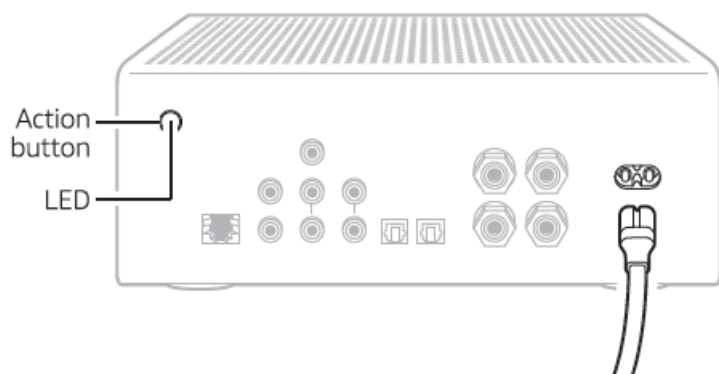
Input

To connect another audio component, such as a CD player, MP3 player, or amplified turntable, use the inputs on the back of your Echo Link Amp. Use the input format (RCA/coaxial/optical) that matches the output on your audio component. Echo Link Amp supports audio input from only one component at a time.

2. Plug in your Echo Link Amp

Plug the power cord into your Echo Link Amp and then into a power outlet. The LED on the Action button will light up, letting you know that your Echo Link Amp is ready for setup in the Alexa App.

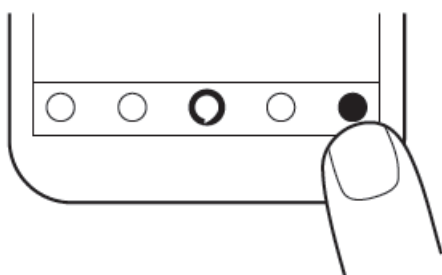
You must use the power cord included in your original Echo Link Amp package for optimal performance.



3. Download the Alexa App

Download the latest version of the Alexa App from the app store.

After you open the Alexa App, if you are not prompted to set up your device, tap the Devices icon in the lower right of the Alexa App to get started.



To learn more about Echo Link Amp, go to Help & Feedback in the Alexa App.

If you plan to use an Ethernet connection for your Echo Link Amp, please complete setup using Wi-Fi, then plug in an Ethernet cable to establish an Ethernet connection.

Give us your feedback

Alexa will improve over time, with new features and ways to get things done. We want to hear about your experiences. Use the Alexa App to send us feedback or visit

www.amazon.com/devicesupport.

DOWNLOAD

Amazon Echo Link Amp Quick Start Guide – [[Download PDF](#)]
