



Amazon Echo Buttons User Guide

[Home](#) » [Amazon](#) » Amazon Echo Buttons User Guide 📄

- Contents
- 1 [Amazon Echo Buttons User Guide](#)
 - 2 [What's in the box](#)
 - 3 [DOWNLOAD](#)
 - 4 [Related Posts](#)

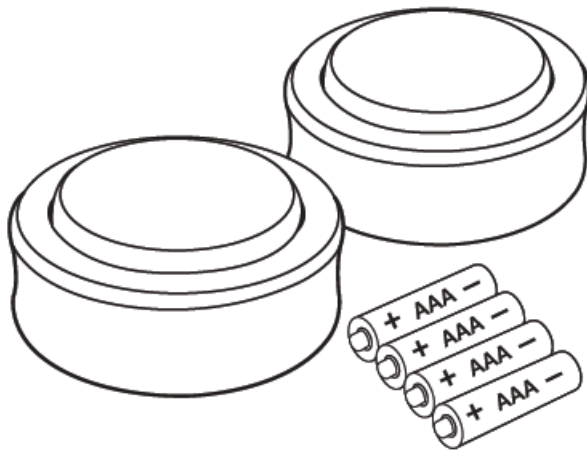
Amazon Echo Buttons User Guide



QUICK START GUIDE

What's in the box

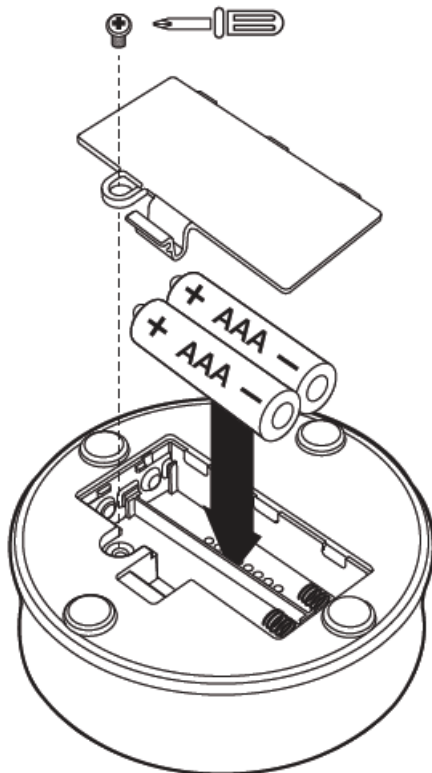
- 2x Echo Buttons
- 4x AM batteries



WARNING: CHOKING HAZARD- Small parts ~ Not suitable for children under 3 years of age

1. Install batteries in each Echo Button

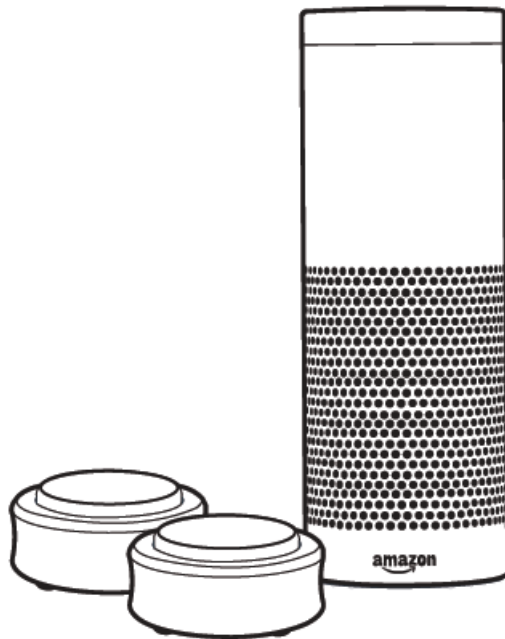
Insert two AAA alkaline batteries (included) into each Echo Button, and then put the battery door back on. Make sure the batteries are in the correct position, as shown in the diagram



2. Pairing Echo Buttons

Place your Echo Buttons within 15 feet (4.5 metres) of your Echo device.
Say “.Alexa, set up 111)1 Bcho Buttons” and follow t he inst ructions for connect ing.

Tip: To put into pairing mode, press and hold the Echo Button you want to pair for 5 seconds until it glows.



3. Getting started with Echo Buttons

Discover Echo Button games

Try saying, “Alexa, what games can I play with my Echo Buttons?”

Alexa App

The Alexa App helps you get more out of your Echo Buttons. It’s where you can find compatible skills, learn about new functionality, and manage settings.

Give us your feedback

Echo Buttons will improve over time, with new features and functionality to get things done. We want to hear about your experiences. Use the Alexa App to send us feedback or email alexagadgets-feedback@amazon.com.

Maintaining your Echo Buttons

Do not drop, throw, disassemble, crush, bend, puncture or paint your Echo Buttons. If your Echo Buttons get wet, use rubber gloves to remove the batteries and wait for your Echo Buttons to dry completely before re-inserting the batteries. Do not attempt to dry your Echo Buttons with an external heat source, such as a microwave oven or hair dryer. Clean your Echo Buttons with a soft cloth and avoid using liquids or harsh chemicals that may damage your Echo Buttons; be careful not to wipe your Echo Buttons with anything abrasive.

Store your Echo Buttons in cool dust free areas out of direct sunlight

Please retain the packaging information for future reference.

DOWNLOAD

Amazon Echo Buttons Quick Start Guide – [[Download PDF](#)]

