



amazon basics SK020 Bluetooth Computer Soundbar User Manual

[Home](#) » [amazon basics](#) » amazon basics SK020 Bluetooth Computer Soundbar User Manual 




SK020 Bluetooth Computer Soundbar User Manual

Contents

- 1 SK020 Bluetooth Computer Soundbar
- 2 PACKAGE CONTENTS
- 3 PRODUCT DIAGRAM
- 4 IMPORTANT SAFETY INSTRUCTIONS
- 5 BUTTON CONTROL
- 6 CLEANING AND MAINTENANCE
- 7 WARRANTY AND SERVICE
- 8 Documents / Resources
 - 8.1 References

SK020 Bluetooth Computer Soundbar



Model: SK020
PC Sound Bar
User Guide


PACKAGE CONTENTS



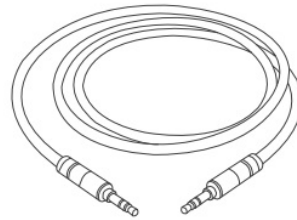
①



②



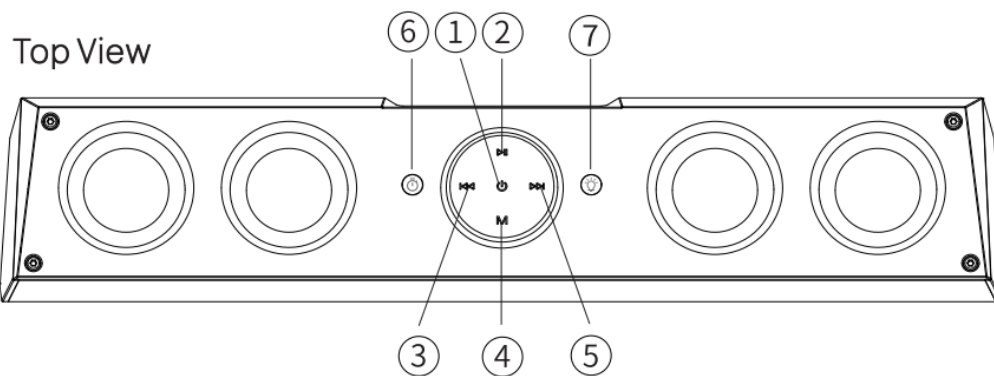
③



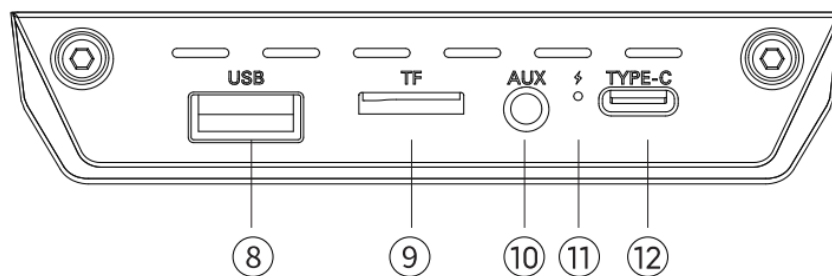
④

1. Sound Bar (Model SK020)
2. User Guide
3. Type-C Charging Cable
4. 3.5mm Audio Cable

PRODUCT DIAGRAM

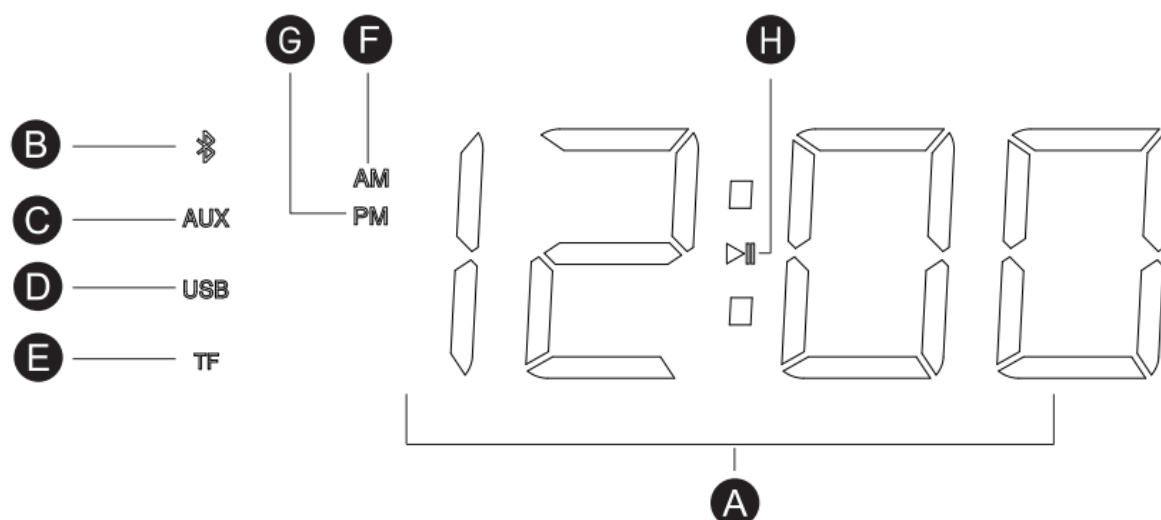


Function socket



1 Power On/ Off 2 Play/ Pause 3 Previous Track/ Volumn 4 Mode Setting 5 Next Track / Volumn + 6 Clock Setting	7 Light Setting 8 USB Port 9 TF Port 10 3.5mm Audio Port 11 Charging Indicator 12 DV SV Power Port
--	---

LED Display



A Clock Display D USB Mode G Clock PM	B Bluetooth Mode E IF Mode H Play/ Pause	C AUX F Cloc
---	--	-----------------

Basic parameters

Bluetooth Version	5.3	SNR	27008
Bluetooth Range	210m	Distortion	<1%
Power Output	6W*2+3W*2	Separation	60dB
Power Input	DC 5V2A / 5V2A	Audio Input	BT/AUX/USB/TF
Frequency Range	80Hz-20KHz	USB/TF	Support 32GB max

IMPORTANT SAFETY INSTRUCTIONS

Please read the instructions thoroughly before using this product and retain it for future reference.

⚠ Warning




















- Never place the Sound Bar near the heat sources.
- Only use this Sound Bar indoors.
- Never place this Sound Bar on other electrical equipment.
- Keep the product clean and dry. Do not clean the product with detergent containing alcohol, ammonia, benzene or abrasives.



Caution

- Do not expose this product to high temperatures.
- Store this product in a dry place. Keep it away from humidity and corrosives.
- Do not immerse the Sound Bar into water or expose them to humidity for a long time.
- Avoid dropping.
- Close attention is needed when using near children.
- Unauthorized disassembly of any parts of this product is forbidden.
- Always ask a professional technician or authorized personnel for repair.

BUTTON CONTROL

Function	Button	Operation
Power On / Off		Press the power button for 3s
Display On / Off		Press the power button
Mode Change		Press the mode button
Disconnect Bluetooth		Press the mode button for 3s
Clear Bluetooth Pairing		Press the mode button for 8s
Play/ Pause		Press the play/ pause button
Volumn +		Press the Volumn+ button
Volumn		Press the Volumn- button
Next Track		Press the next track button for 3s (under Bluetooth/USB/TF mode)
Previous Track		Press the previous track button for 3s (under Bluetooth/USB/TF mode)
Light On/ Off		Press the light button for 3s
Set the Light Mode		Press the light button to sequentially switch among the four light modes
Enter Clock Setting/ Save Clock Settings and Exit		Press the clock setting button for 3s
Adjust the Clock and Minutes after entering the clock setting	  	Press the clock setting button to toggle between clock and minutes Press the volume+ and volume- to add and subtract clock and minutes
Reset the Sound bar	 	Press the volume+ and volume – at the same time for 3s
Reboots the Sound Bar		Press the power button until the sound bar shut down and reboots

CLEANING AND MAINTENANCE

1. Clean the Sound Bar on a regular basis.
2. Use dry and soft cotton cloth to wipe the unit.
3. Keep away from sharp objects to avoid scratches.

4. Put the unit in a dry and shady place if it is to be idle for a long time.
5. Do not clean the product with detergent or chemicals.

Note:

- Do not insert anything into the product.

WARRANTY AND SERVICE

If any problems occur, please contact the Blueweed Customer Care Centre via E-mail: support@bluedee.com
Extend 2-year warranty: www.warranty-hub.com

This device complies with Part 15 of the FCC Rules. Operation is subject to the following two conditions; (1) this device may not cause harmful interference, and (2) this device must accept any interference received, including interference that may cause undesired operation.

Changes or modifications to this unit not expressly approved by the party responsible for compliance could void the user's authority to operate the equipment.

NOTE This equipment has been tested and found to comply with the limits for a Class B digital device, pursuant to Part 15 of the FCC Rules. These limits are designed to provide reasonable protection against harmful interference in a residential installation. This equipment generates, uses and can radiate radio frequency energy and, if not installed and used in accordance with the instructions, may cause harmful interference to radio communications. However, there is no guarantee that interference will not occur in a particular installation.

If this equipment does cause harmful interference to radio or television reception, which can be determined by turning the equipment off and on, the user is encouraged to try to correct the interference by one or more of the following measures:

- Reorient or relocate the receiving antenna.
- Increase the separation between the equipment and receiver.
- Connect the equipment into an outlet on a circuit different from that to which the receiver is connected.
- Consult the dealer or an experienced radio/TV technician for help.

This device and its antenna(s) must not be co located or operation in conjunction with any other antenna or transmitter.

Radiation Exposure Statement

To maintain compliance with FCC' s RF Exposure guidelines, This equipment should be installed and operated with minimum distance of 20cm from your body.

amazonbasics

Manufacturer:

Shenzhen Hanke Technology Co. Ltd


Address:

Peiping SKY311, No.3 Hebei Industrial Zone, Zhong Xing Road, Malatang Community,
Bantian Street, Long9gang District, Shenzhen, Guangdong, China, 518000

E-mail: support@bluedee.com



Documents / Resources

	amazon basics SK020 Bluetooth Computer Soundbar [pdf] User Manual SK020 Bluetooth Computer Soundbar, SK020, Bluetooth Computer Soundbar, Computer Soundbar, Soundbar
---	---

References

- [User Manual](#)