




amazon basics R30PUS Bookshelf Speaker with Passive Speaker 50W User Manual

[Home](#) » [amazon basics](#) » amazon basics R30PUS Bookshelf Speaker with Passive Speaker 50W User Manual



amazon basics R30PUS Bookshelf Speaker with
Passive Speaker 50W User Manual



Bookshelf Speakers with Passive Speaker, 50W

Contents

- [1 IMPORTANT SAFEGUARDS](#)
- [2 Symbols Explanation](#)
- [3 Intended Use](#)
- [4 Before First Use](#)
- [5 Product Description](#)
- [6 Installation {optional}](#)
- [7 Wiring](#)
- [8 Cleaning and Maintenance](#)
- [9 Disposal](#)
- [10 Specifications](#)
- [11 Feedback and Help](#)
- [12 Documents / Resources](#)

IMPORTANT SAFEGUARDS

Read these instructions carefully and retain them for future use. If this product is passed to a third party, then

these instructions must be included.

When using electrical appliances, basic safety precautions should always be followed to reduce the risk of fire, electric shock, and/or injury to persons including the following:

⚠ WARNING Risk of fire or electric shock! To reduce the risk of fire or electric shock, do not expose this apparatus to rain or moisture.



⚠ CAUTION To prevent possible hearing damage, do not listen at high volume levels for long periods.

- Read these instructions.
- Keep these instructions.
- Heed all instructions.
- Follow all instructions.
- Do not use this apparatus near water.
- Clean only with dry cloth.
- Do not block any ventilation openings. Install in accordance with the manufacturer's instructions.
- Do not install near any heat sources such as radiators, heat registers, stoves, or other apparatus (including amplifiers) that produce heat.
- Only use attachments/accessories specified by the manufacturer.



- When a cart is used, use caution when moving the cart/EDP apparatus combination to avoid injury from tip-over.
- Refer all servicing to qualified service personnel. Servicing is required when the apparatus has been damaged in any way, such as if the power-supply cord or plug is damaged, liquid has spilled or objects have fallen into the apparatus, or if the apparatus has been exposed to rain or moisture, does not operate normally, or has been dropped.
- No naked flame sources, such as lighted candles, should be placed on the product.
- The ventilation should not be impeded by covering the ventilation openings with items, such as newspapers, table-cloths, curtains etc.
- This product is only suitable for use in moderate climates. Do not use it in tropic or in particularly humid climates.
- The product shall not be exposed to dripping or splashing water. No objects filled with liquids, such as vases, shall be placed on the product.
- Do not use the product in an environment where temperatures are below 32 °F (0 °C) or exceed + 104 °F (40 °C).

Symbols Explanation



This symbol stands for "Conformity Europeans", which means "Conformity with EU-directives". With the CE marking the manufacturer confirms that this product complies with applicable European directives and regulations

Intended Use

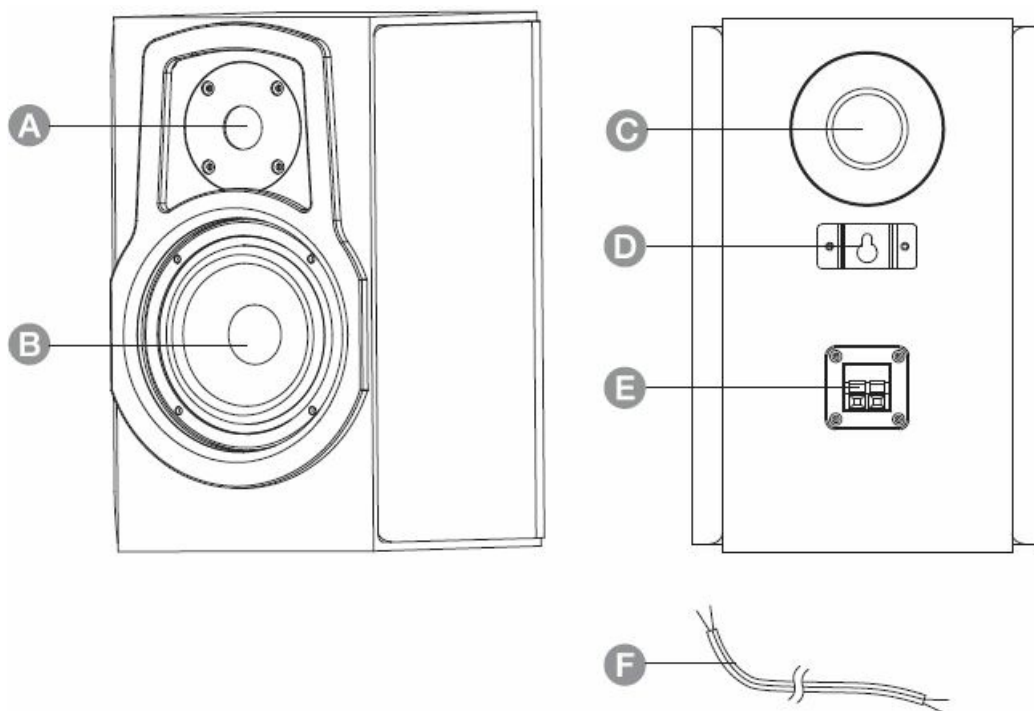
- This product requires an external power amplifier, stereo receiver, or integrated amp to operate.
- The product can be installed on a wall or can be used as a freestanding unit.
- This product is intended for household use only. It is not intended for commercial use.
- This product is intended to be used in dry indoor areas only.
- No liability will be accepted for damages resulting from improper use or non-compliance with these instructions.

Before First Use

- Check the product for transport damages.
- Remove all the packing materials.
- Before connecting the product to a amplifier or a stereo receiver make sure the equipment supports the impedance/power rating of the speakers.

⚠ **DANGER** Risk of suffocation! Keep any packaging materials away from children – these materials are a potential source of danger, e.g. suffocation.

Product Description



- A Treble driver
- B Bass driver
- C Bass output
- D Wall bracket
- E Push type connectors (input)
- F Speaker wire (Not included)

Installation {optional}

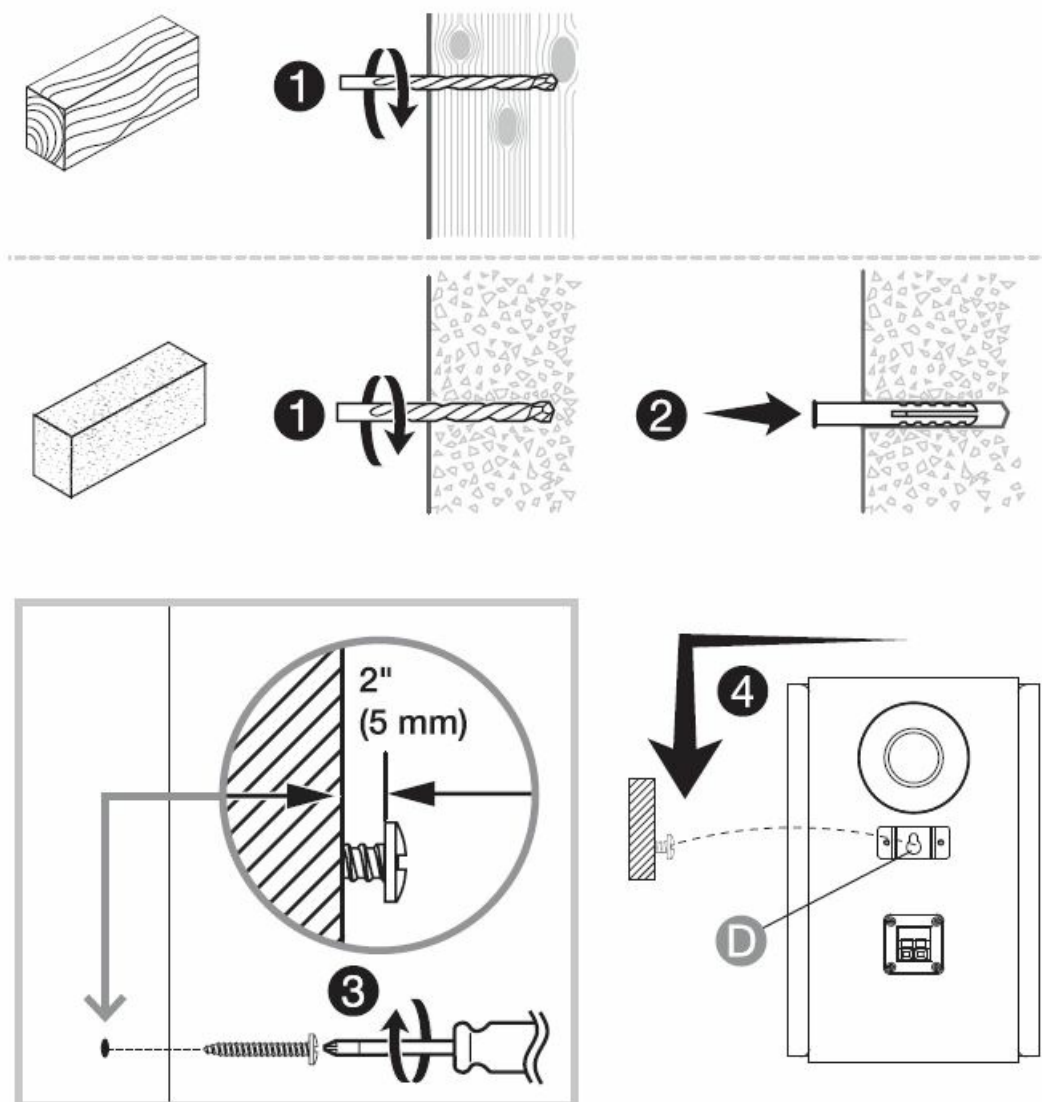
⚠ **WARNING** Take special precautions when working on heights, for example, while using a ladder. Use the right type of ladder and ensure it is structurally sound. Use the ladder in accordance with the manufacturer's

instructions.

⚠ **WARNING** To prevent injury, this product must be securely attached to the wall in accordance with the installation instructions.

! **NOTICE** ! The screws and plugs are not included.

- Before mounting, determine the suitable mounting location. The product must be fixed to a wooden or masonry/concrete wall using fasteners that are appropriate for the mounting surface. Do not install on drywalls, wall boards or thin plywood. The mounting surface must be capable of supporting the weight of the product.
- Do not drill into any pipes or power lines beneath the surface during mounting holes preparation. Use voltage/metal detector.
- Do not hang anything on the product.



Wiring

NOTICE Risk of product damage and injury! Lay speaker wires so that no one can trip over them. Secure with cable ties or tape whenever possible.

NOTICE Risk of product damage! Before making any connections, unplug the amplifier from the socket outlet and set the main volume controls down.

- Wire the speaker to the amplifier using speaker wires (F) (not included). To do so press on the push type connector (E), insert the wire and release to lock.
- Wires must be connected correctly on both speakers and the amplifier. The positive connector (red) on the speakers must be connected to the positive connector (red) on the amplifier. The same applies to the negative connectors {black}.

Cleaning and Maintenance

⚠ **WARNING** Risk of electric shock! To prevent electric shock, switch off the connected equipment (amplifier) before cleaning.

⚠ **WARNING** Risk of electric shock! During cleaning do not immerse the product in water or other liquids. Never hold the product under running water.

Cleaning

- To clean the product, wipe with a soft, slightly moist cloth.
- Never use corrosive detergents, wire brushes, abrasive scourers, metal or sharp utensils to clean the product.

Storage

- Store the product in its original packaging in a dry area. Keep away from children and pets.

Maintenance

- Any other servicing than mentioned in this manual should be performed by a professional repair center.

Disposal



The Waste Electrical and Electronic Equipment (WEEE) Directive aims to minimise the impact of electrical and electronic goods on the environment, by increasing re-use and recycling and by reducing the amount of WEEE going to landfill. The symbol on this product or its packaging signifies that this product must be disposed separately from ordinary household wastes at its end of life. Be aware that this is your responsibility to dispose of electronic equipment at recycling centres in order to conserve natural resources. Each country should have its collection centres for electrical and electronic equipment recycling. For information about your recycling drop off area, please contact your related electrical and electronic equipment waste management authority, your local city office, or your household waste disposal service.

Specifications

Model:	R30PUS, R30PEU, R30PUK
Rated power output:	2 x 25 W
Impedance:	8 Ω
Frequency response:	50 Hz – 20 kHz
Bass driver size:	4" (10.2 cm)
Treble driver size:	1" (2.5 cm)
Sensitivity:	80 dB
Net weight:	approx. 12.3 lbs (5.6 kg)
Dimensions (W x H x D):	approx. 6.9 x 10.6 x 7.8" (176 x 269 x 199 mm)

Feedback and Help

Love it? Hate it? Let us know with a customer review.
AmazonBasics is committed to delivering customer-driven products that live up to your high standards. We encourage you to write a review sharing your experiences with the product.

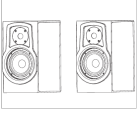

- US: [amazon.com/review/review-your-purchases#](https://www.amazon.com/review/review-your-purchases#)
UK: [amazon.co.uk/review/review-your-purchases#](https://www.amazon.co.uk/review/review-your-purchases#)
US: [amazon.com/gp/help/customer/contact-us](https://www.amazon.com/gp/help/customer/contact-us)
UK: [amazon.co.uk/gp/help/customer/contact-us](https://www.amazon.co.uk/gp/help/customer/contact-us)



[amazon.com/AmazonBasics](https://www.amazon.com/AmazonBasics)

MADE IN CHINA

Documents / Resources



Bookshelf Speakers with Passive Speaker 50W
Ensemble de haut-parleurs à haut-parleur passif 50 W
Hauptbuchhalter mit Passivlautsprecher 50 W
Paarung von Lautsprecher mit Passivlautsprecher 50 W
Altoparlante con altoparlante con Altoparlante Passivo, 50 W
Hauptbuchhalter mit Passivlautsprecher 50 W
アマゾン・ベーシックスピーカー 50W
AmazonBasics R30PUS-Bookshelf-Speakers

[amazon basics R30PUS Bookshelf Speaker with Passive Speaker 50W](#) [pdf] User Manual
R30PUS Bookshelf Speaker with Passive Speaker 50W, R30PUS, Bookshelf Speaker with Pas
sive Speaker 50W, Passive Speaker 50W, Speaker 50W