



amazon basics Echo Pop Full Sound Compact Smart Speaker User Guide

[Home](#) » [amazon basics](#) » amazon basics Echo Pop Full Sound Compact Smart Speaker User Guide 

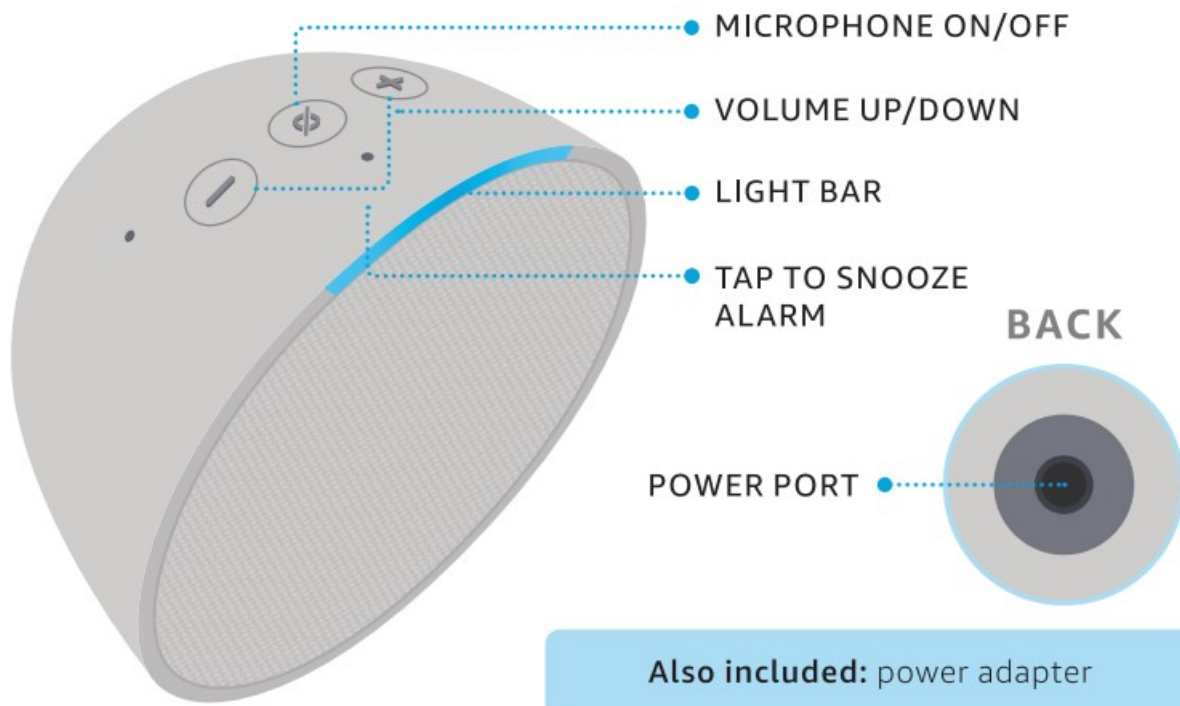
amazon basics Echo Pop Full Sound Compact Smart Speaker User Guide



Contents

- [1 MEET YOUR ECHO POP](#)
- [2 SET UP YOUR ECHO POP](#)
- [3 LEARN ABOUT THE LIGHT BAR](#)
- [4 PRIVACY AND SUPPORT](#)
- [5 THINGS TO TRY WITH ALEXA](#)
- [6 Documents / Resources](#)
- [7 Related Posts](#)

MEET YOUR ECHO POP



Also included: power adapter

SET UP YOUR ECHO POP



1. **DOWNLOAD ALEXA APP FROM APP STORE**

Log in with an existing Amazon account username and password, or create a new account.

Note: be sure to turn on your phone's Bluetooth and have your wifi password ready.




2. **PLUG IN YOUR ECHO POP**

Use the included power adapter. A blue light bar will flash on the device. In about a minute, Alexa will tell you to complete setup in the app,



3. **FOLLOW SETUP IN THE APP**

If you aren't prompted to set up your device after opening the Alexa app, tap the More  icon to add your device manually. The app helps you get more out of your Echo Pop. It's where you set up calling and messaging and manage music, lists, settings, and news.

For help and troubleshooting, go to Help & Feedback in the Alexa app or visit amazon.com/devicesupport

LEARN ABOUT THE LIGHT BAR

By default, Alexa doesn't begin listening until your Echo device hears you say "Alexa."



BLUE

Alexa is now listening.



RED

Microphone is off.

Alexa can't hear you.



ORANGE

Your device is in setup.

mode or trying to connect to the internet.



PURPLE

Your device is in Do Not Disturb mode, or unable to connect to wifi during initial setup.



YELLOW

You have a new notification. Say, "alexa, read my notifications."



GREEN

You have an incoming call. Say, "Alexa, answer the call."

PRIVACY AND SUPPORT



PRIVACY CONTROLS

Turn the microphones off by pressing the microphone on/off button.



MANAGE YOUR VOICE HISTORY

You can view, hear, and delete the voice recordings associated with your account in the Alexa app at any time. To delete your voice recordings, try saying,

"Alexa, delete what I just said."

"Alexa, delete everything I've ever said."



CUSTOMER SUPPORT

For help and troubleshooting, go to Help & Feedback in the Alexa app, visit amazon.com/devicesupport, or say, "Alexa, I have feedback."

You have control over your Alexa experience.

Explore more at amazon.com/alexaprivacy or amazon.ca/alexaprivacy.

THINGS TO TRY WITH ALEXA



ENJOY YOUR FAVORITES

"Alexa, play today's hits."

"Alexa, tell me a joke."

"Alexa, volume up."



STAY ON TRACK

"Alexa, set an alarm for 7 a. m. every Tuesday." "Alexa, reorder paper towels." "Alexa, set a 5-minute timer."



STAY INFORMED

"Alexa, what's the weather today?"

"Alexa, play the news."



STAY CONNECTED

"Alexa, call mom."

"Alexa, announce dinner is ready."

Some features may require customization in the Alexa app, a separate subscription, or an additional compatible smart home device. Certain skills and services may not be available in all languages. You can find more examples and tips in the Alexa app.

Start by asking, "Alexa, what can you do?"


You can also stop a response at any time by saying, "Alexa, stop."



GET ANSWERS

"Alexa, how do you spell beautiful?"

"Alexa, what time is it?"






CONTROL YOUR SMART HOME

“Alexa, turn off the lamp.” “Alexa, turn on the fan.”



Documents / Resources



[amazon basics Echo Pop Full Sound Compact Smart Speaker](#) [pdf] User Guide
Echo Pop Full Sound Compact Smart Speaker, Echo Pop, Full Sound Compact Smart Speaker,
Compact Smart Speaker, Smart Speaker, Speaker