



amazon basics DS-CM528E Safety Mirror with Wide Crystal Clear User Manual

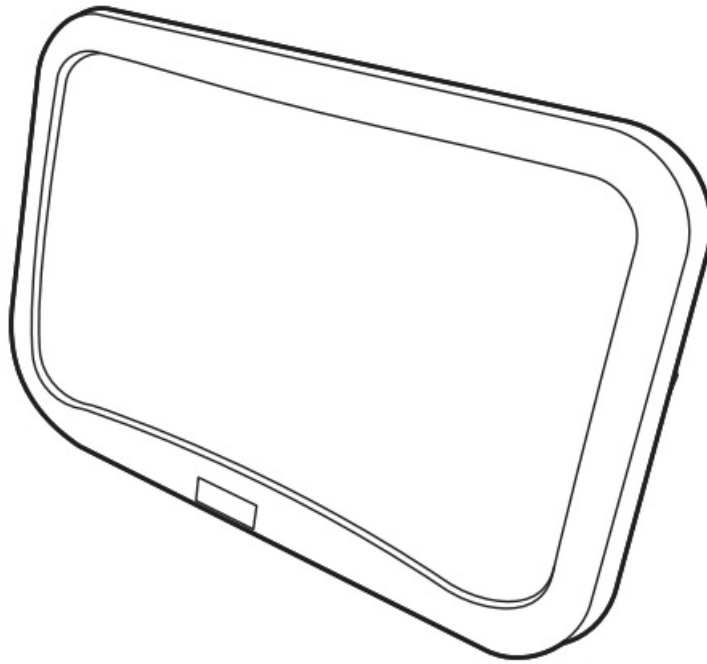
[Home](#) » [amazon basics](#) » amazon basics DS-CM528E Safety Mirror with Wide Crystal Clear User Manual 

Contents

- [1 amazon basics DS-CM528E Safety Mirror with Wide Crystal Clear](#)
- [2 Important Safeguards](#)
- [3 Intended Use](#)
- [4 Product Description](#)
- [5 Before First Use](#)
- [6 Assembly](#)
- [7 Cleaning and Maintenance](#)
- [8 Specifications](#)
- [9 Feedback and Help](#)
- [10 Documents / Resources](#)
- [11 Related Posts](#)



amazon basics DS-CM528E Safety Mirror with Wide Crystal Clear



Important Safeguards

Read these instructions carefully and retain them for future use. If this product is passed to a third party, then these instructions must be included.

When using the product, basic safety precautions should always be followed to reduce the risk of injury including the following:

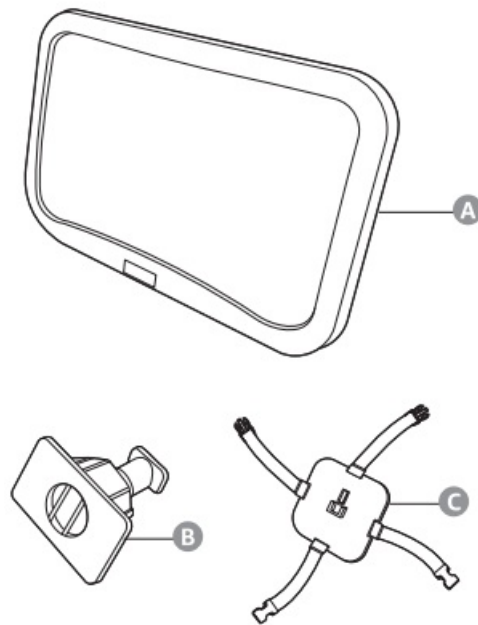
WARNING Risk of injury!

- Prevent strangulation or entanglement. Never place in or attach to a crib. Never add strings or ties to the product. Never leave child unattended.
- Keep the product out of infant or toddler's reach and direct sunlight.
- Always carefully follow car seat manufacturer's directions for correct installation and position of child safety seat.
- Always check that the product is properly secured.
- Do not operate the product while driving.
- Position the product so that it does not block the view through the rear window.

Intended Use

- This product is intended for monitoring the infant or toddler in the rear-facing baby car seat while driving.
- This product is intended to be used in all vehicles with a back seat, including MPVs, SUVs, trucks and vans.
- The product is not intended for vehicles with a fixed headrest.
- No liability will be accepted for damages resulting from improper use or non-compliance with these instructions.

Product Description



- A. Mirror
- B. Swivel mount
- C. Strap block

Before First Use

Danger Risk of suffocation!

- Keep any packaging materials away from children and pets – these materials are a potential source of danger, e.g. suffocation.

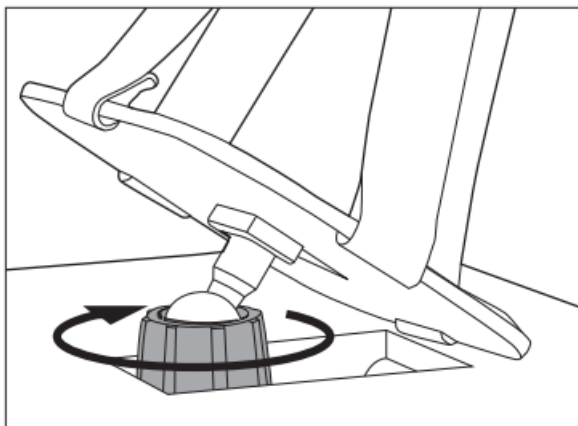
NOTICE

Keep the protective film on the mirror until the installation is done to avoid fingerprints.

- Remove all the packing materials.
- Remove and review all components before starting assembly and use.
- Check the product for transport damages.

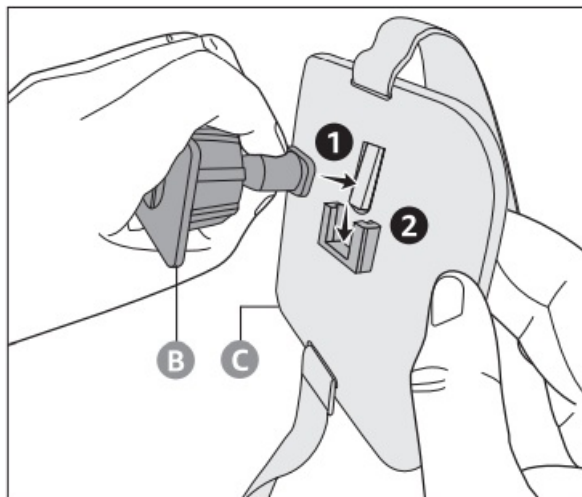
Assembly

1. Attach the swivel mount (B) onto the strap block (C), then tighten the swivel mount.



NOTICE

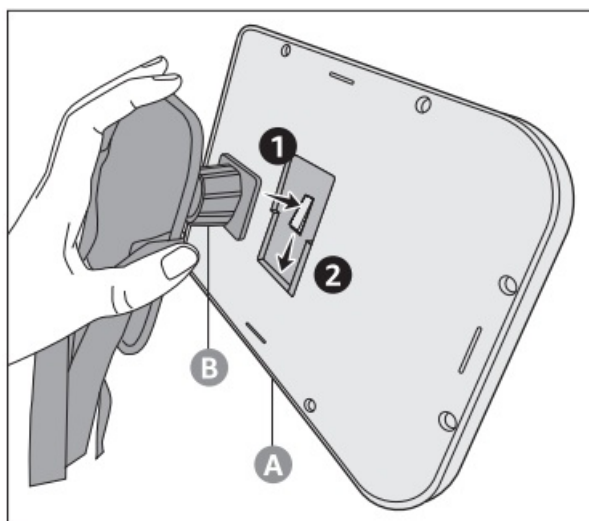
The notch should be pressed down in order to slide the swivel mount (B) into the bracket.



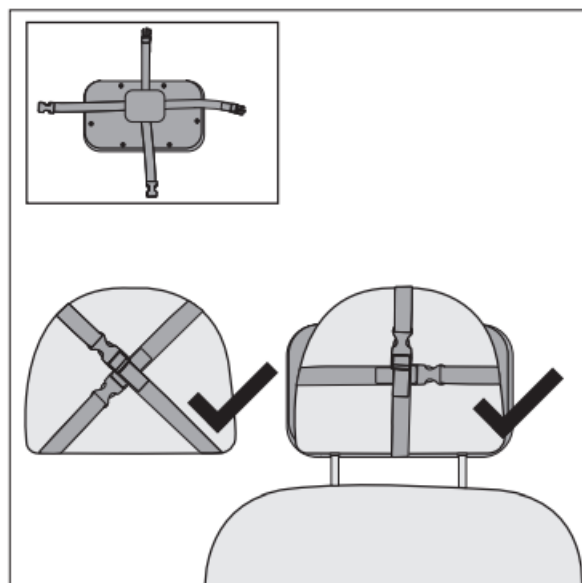
2. Attach the other end of swivel mount (B) onto the back of the mirror (A).

NOTICE

The notch should be pressed down in order to slide the swivel mount (B) into the bracket.



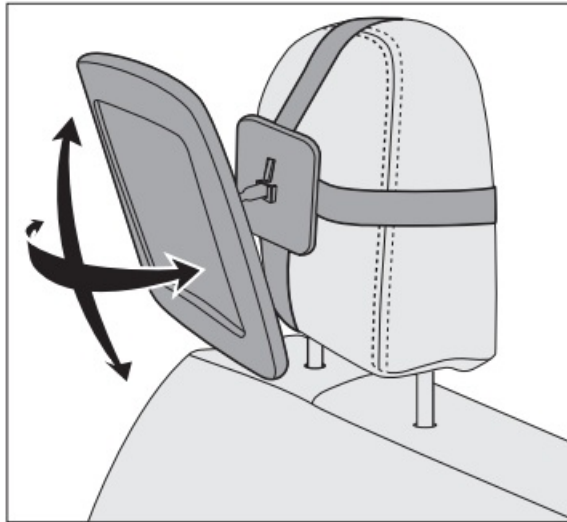
3. Fasten the strap block (C) to the headrest. Buckle and tighten the straps to a secure fit.



NOTICE

- Do not overtighten the straps.
- Make sure that the straps are not twisted.

- Make sure that the buckles are located near the center of the headrest and not on the edge.
4. Pivot the mirror (A) to the desired angle for a clear view of the infant or toddler from the car's rear view mirror.



Cleaning and Maintenance

- To clean the mirror, wipe with a soft, slightly moist cloth.
- Clean the straps with a damp cloth and soapy water.
- Never use corrosive detergents, wire brushes, abrasive scourers, metal or sharp utensils to clean the product.
- Regularly check the tightness of the straps to ensure that the product is securely fixed on the headrest.

Specifications

Net weight: approx. 0.84 lbs (0.4 kg)

Dimensions (W x H x D): approx. 11.81 x 7.48 x 0.63" (30 x 19 x 1.6 cm)

Material: Shatterproof acrylic glass

Feedback and Help

We would love to hear your feedback. To ensure we are providing the best customer experience possible, please consider writing a customer review.

Scan QR Code below with your phone camera or QR reader:

UK: [amazon.co.uk/review/review-your-purchases#](https://www.amazon.co.uk/review/review-your-purchases#)

If you need help with your Amazon Basics product, please use the website or number below.

US: [amazon.com/gp/help/customer/contact-us](https://www.amazon.com/gp/help/customer/contact-us)



UK: [amazon.co.uk/gp/help/customer/contact-us](https://www.amazon.co.uk/gp/help/customer/contact-us)

+1 877-485-0385 (US Phone Number)

Documents / Resources

