



amazon basics Cavo USB Type C Micro B 3.1 Gen2 Instructions

[Home](#) » [amazon basics](#) » amazon basics Cavo USB Type C Micro B 3.1 Gen2 Instructions 



Cavo USB Type C Micro B 3.1 Gen2 Instructions

Contents

- [1 Cavo USB Type C Micro B 3.1 Gen2](#)
- [2 Documents / Resources](#)
 - [2.1 References](#)

Cavo USB Type C Micro B 3.1 Gen2

1. Confirming the specifications between source and device, Host connect Type-C connector and Device connect Micro B 3.1 connector



Type-C Host


Type-C to Micro B 3.1 cable

Micro B 3.1 Device

2. Put adapt connector completely inserts Host and Device respectively



OK: contacting completely



OK: contacting completely




NG: contacting partly




NG: contacting partly

3. If the adapt do not work, Please simply check as follow:

3.1 Please confirm whether there was foreign matter inside type-c connector or any abnormality in the Pin , if yes, please clean it and reconnect



Inside was OK



foreign matter in connector

3.2 Please confirm whether there was foreign matter inside the micro B connector, and whether the Pin is deformation or sink.



The pin was OK




The pin was sink

3.3 Further confirm whether the connection between cable both connector and host/device was loosen.

amazonbasics

Documents / Resources

	amazon basics Cavo USB Type C Micro B 3.1 Gen2 [pdf] Instructions Cavo USB Type C a Micro B 3.1 Gen2, Cavo, USB Type C a Micro B 3.1 Gen2, Micro B 3.1 Gen2, Gen2
---	--

References

- [User Manual](#)