



# amazon basics C1TU basics Midback Mesh Office Drafting Chair Instruction Manual

[Home](#) » [amazon basics](#) » amazon basics C1TU basics Midback Mesh Office Drafting Chair Instruction Manual



## Contents

- [1 amazon basics C1TU basics Midback Mesh Office Drafting Chair](#)
- [2 Important Safeguards](#)
- [3 Before First Use](#)
- [4 Installation](#)
- [5 Cleaning and Maintenance](#)
- [6 Specifications](#)
- [7 Delivery Content](#)
- [8 Assembly](#)
- [9 Documents / Resources](#)
  - [9.1 References](#)
- [10 Related Posts](#)

**amazon basics**

**amazon basics C1TU basics Midback Mesh Office Drafting Chair**



## Important Safeguards

- Read these instructions carefully and retain them for future use. If this product is passed to a third party, then these instructions must be included.
- When using the product, basic safety precautions should always be followed to reduce the risk of injury including the following:

### **CAUTION Risk of injury!**

The gas lift must be replaced and/or repaired by a qualified professional only.

- For domestic and office use only.
- This product must be assembled by an adult.
- Keep children and pets away while assembling the product.
- Do not let children climb on or play with the product.
- Always use the product on a firm, level ground.
- Do not use this product if any parts are missing, damaged, or worn.
- To avoid scratching the floor, assemble the product on a soft surface, such as a carpet.
- Do not over-tighten the fasteners.
- Regularly examine the product for wear and tear. Stop using the product at first sign of damage or if parts become detached.
- Do not stand on the seat.
- Keep all sharp objects away from the upholstery.
- The product is intended for users up to 275 lbs (125 kg).
- This chair is supplied with castors suited for carpets as standard. For use on hard surfaces, soft tread castors are recommended.

## Before First Use

### DANGER

- Risk of suffocation!
- Keep any packaging materials away from children and pets – these materials are a potential source of danger, e.g. suffocation.
- Remove all the packing materials.
- Remove and review all components before assembly.
- Check the product for transport damages.

## Installation

- For additional illustrated assembly steps, refer to the end of the written instructions.

## Cleaning and Maintenance

### Product Cleaning

- To clean the product, wipe with a soft, slightly damp cloth.
- Never use corrosive detergents, wire brushes, abrasive scourers, metal or sharp utensils to clean the product.

### Washing Instructions for Cushion Cover

- Spot clean with damp cloth when needed.
- Do not wash. Do not bleach. Do not tumble Dry. Do not iron. Do not dry clean.

### Maintenance

- Check the components regularly to make sure all screws and bolts are tightened.
- Store in a cool and dry place away from children and pets, ideally in original packaging

### Disposal

- Dispose of the product according to local regulations. If in doubt, consult your local authorities.

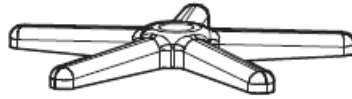
## Specifications

- **Net weight:** approx. 16.42 lbs (7.45 kg)
- **Dimensions (W x D x H):** approx. 20 x 19.5 x 36.7-46.5" (51 x 49.5 x 93.4-118 cm)
- **Chair type:** Type A
- **Surface coatings:** Metal
- **Cushion materials:** Foam

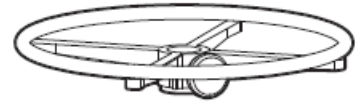
## Delivery Content



**A (x 5)**



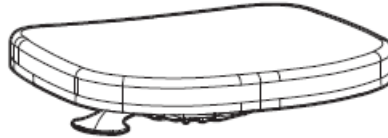
**B (x 1)**




**C (x 1)**



**D (x 1)**




**E (x 1)**



**F (x 1)**



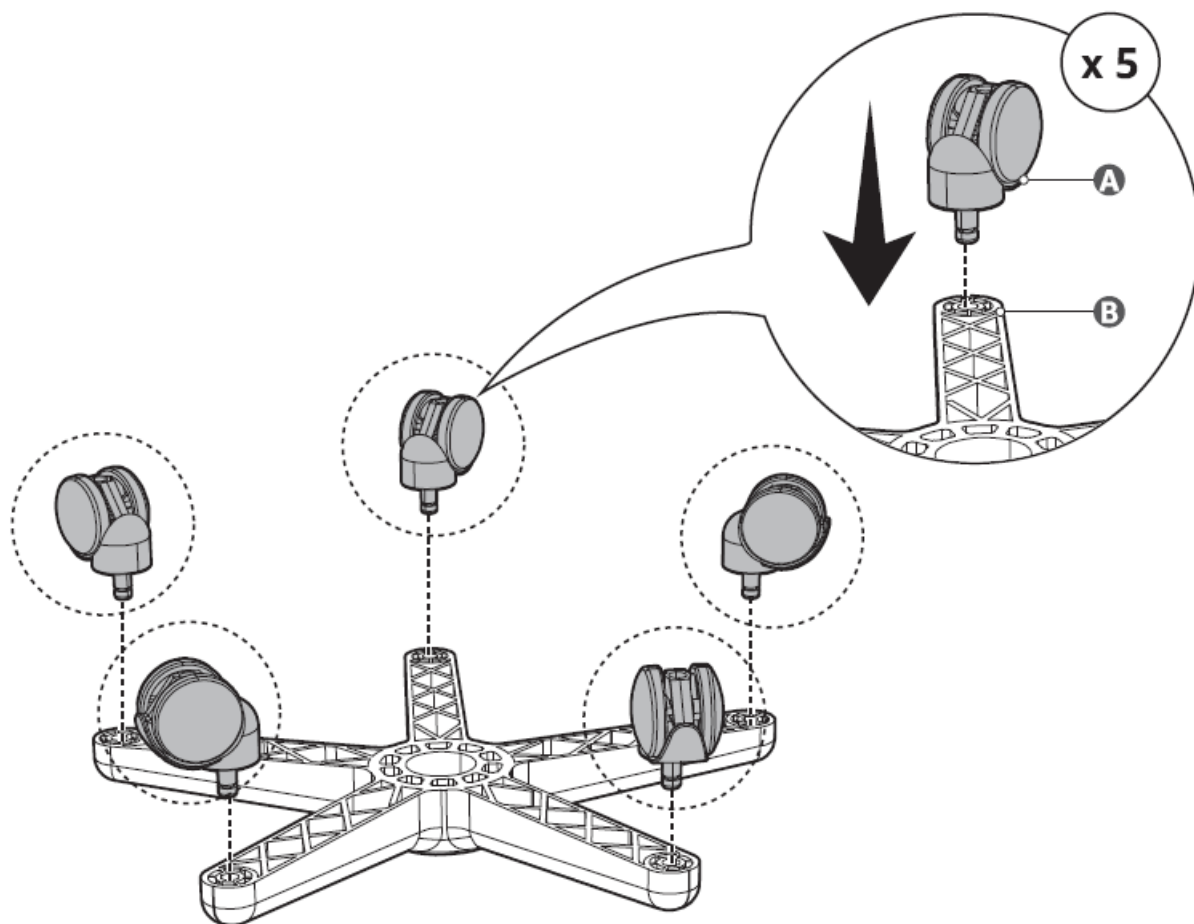
**G (x 1)**



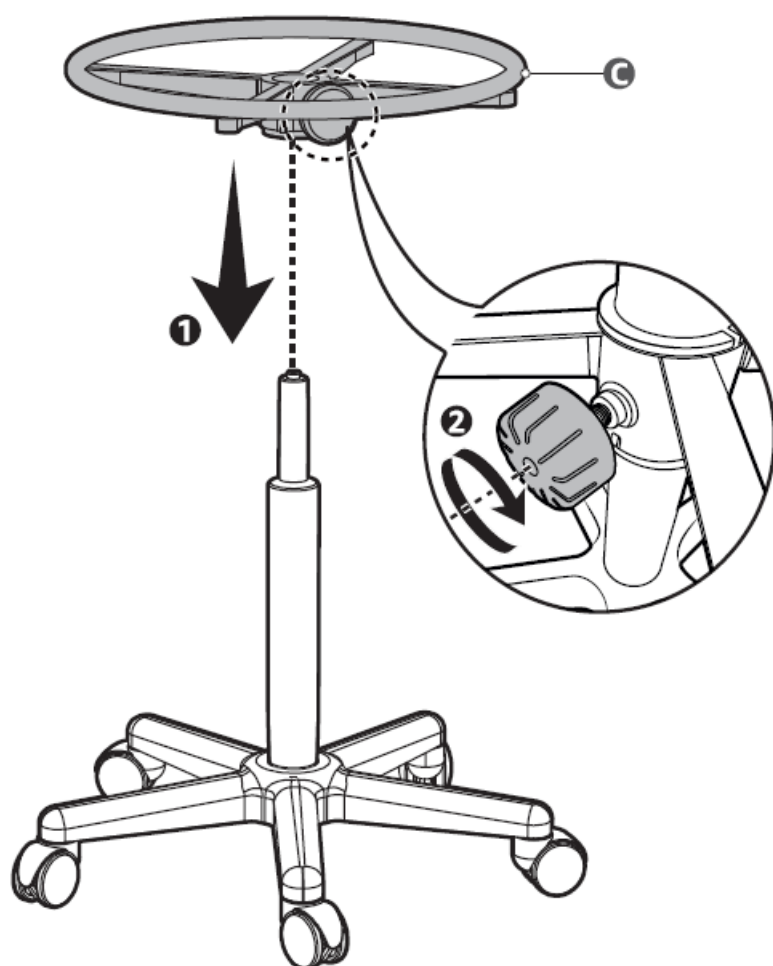
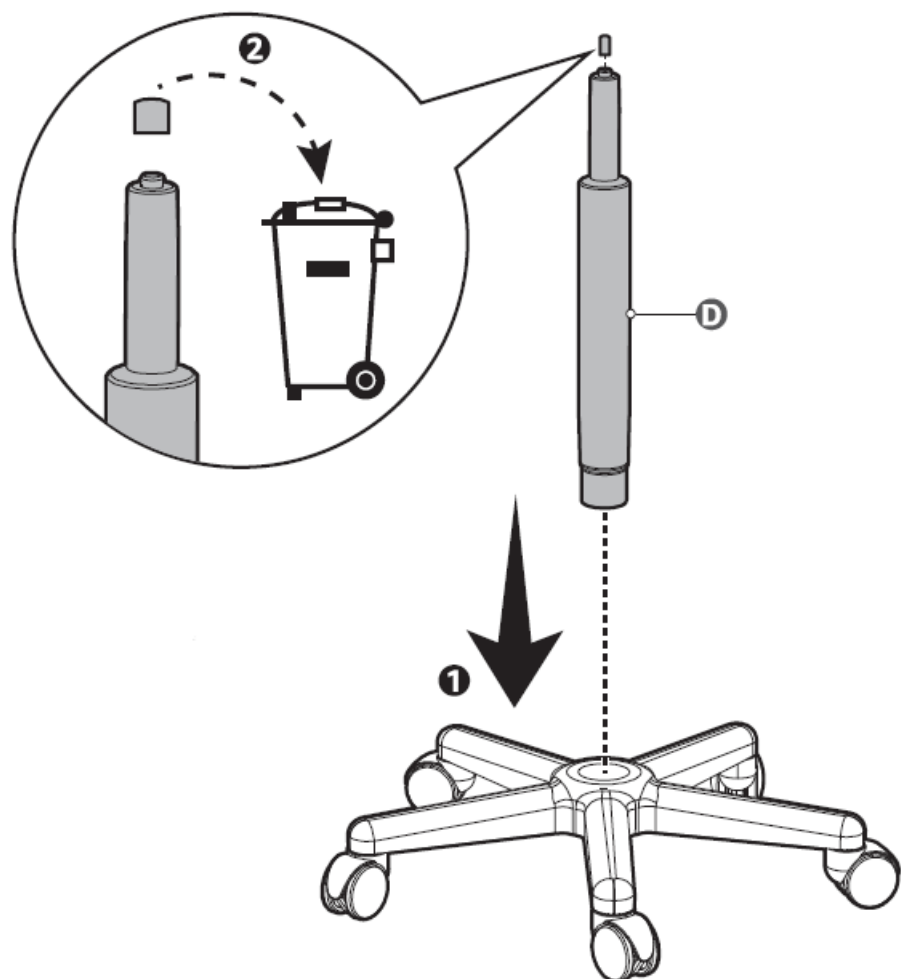
M8 x 55 mm

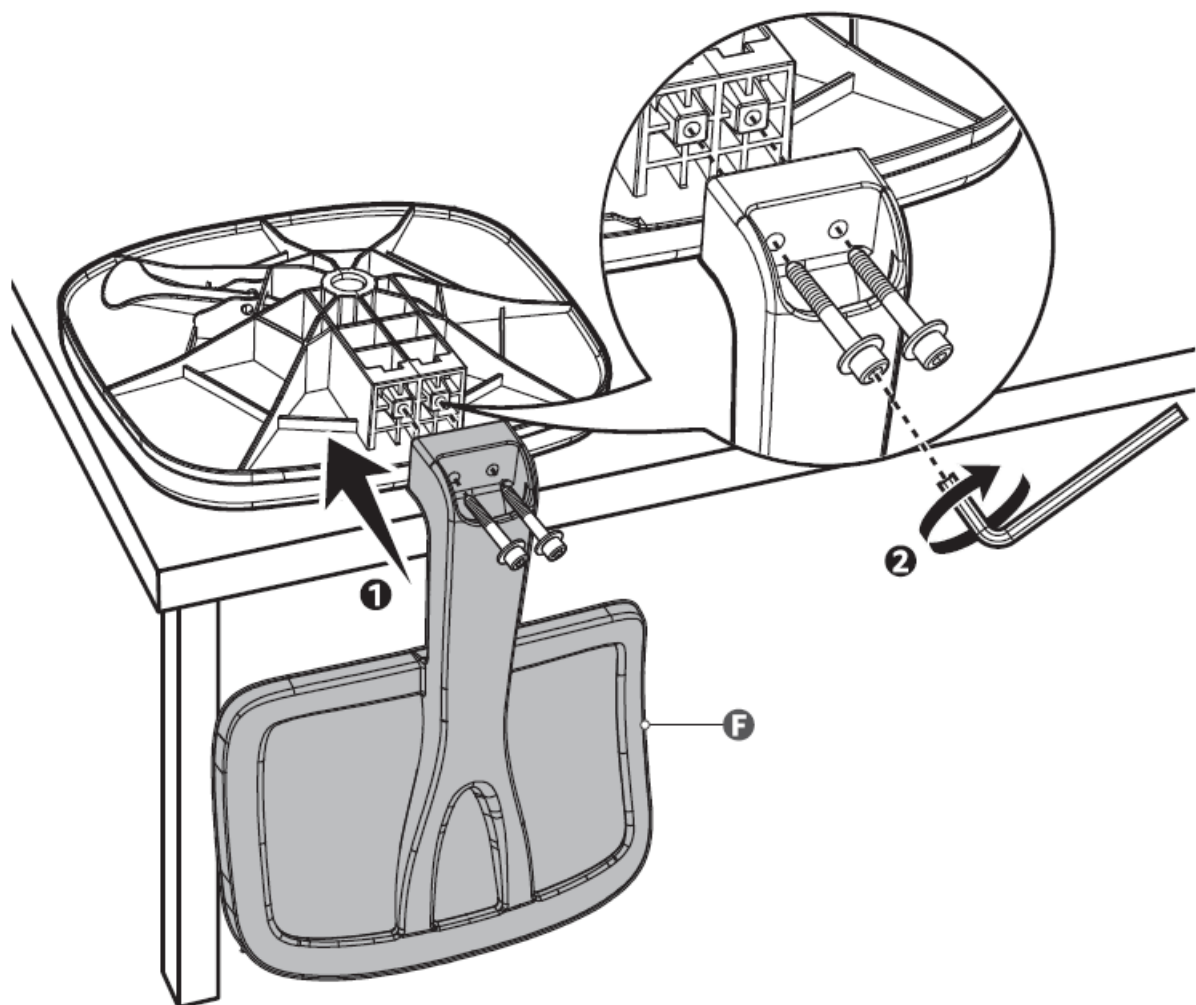
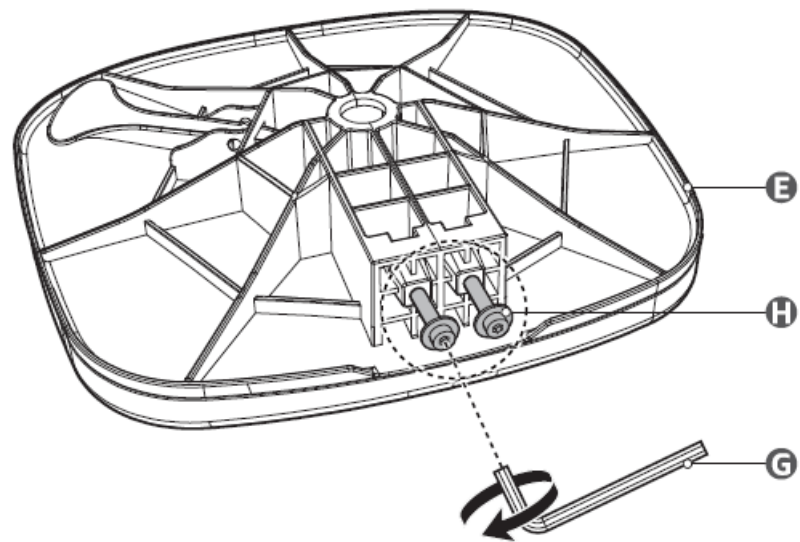
**H (x 2)**

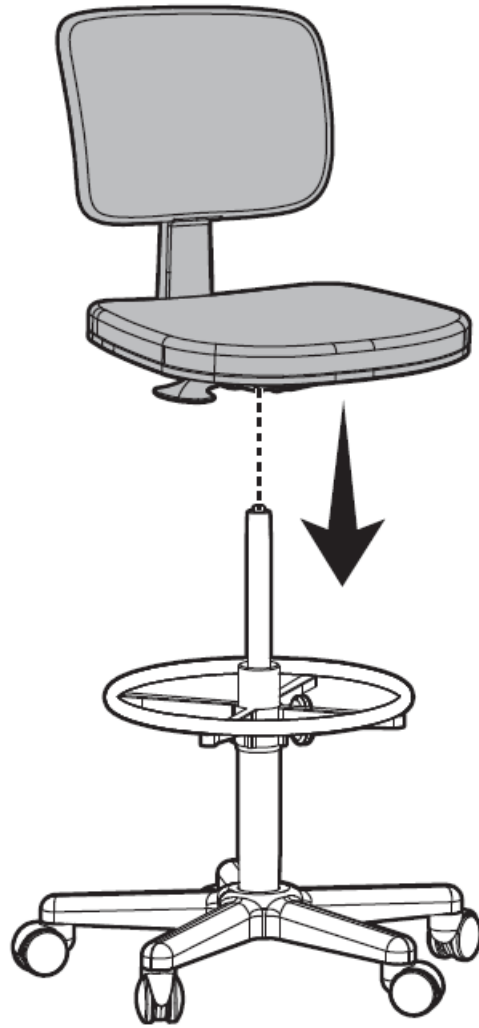
## Assembly



**Remove the cap.**

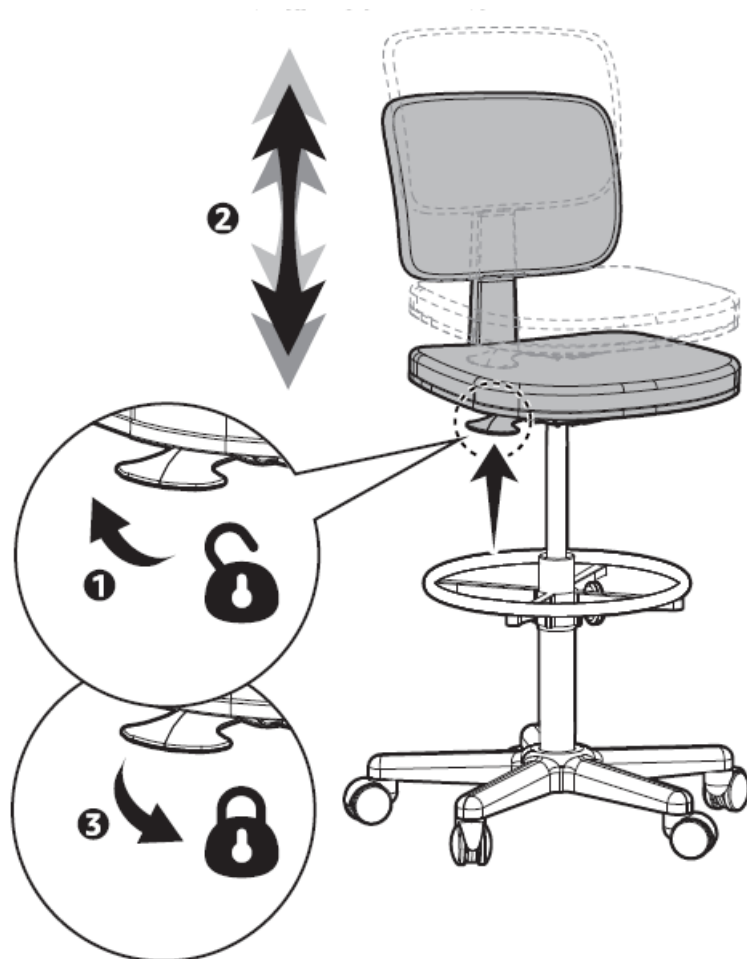




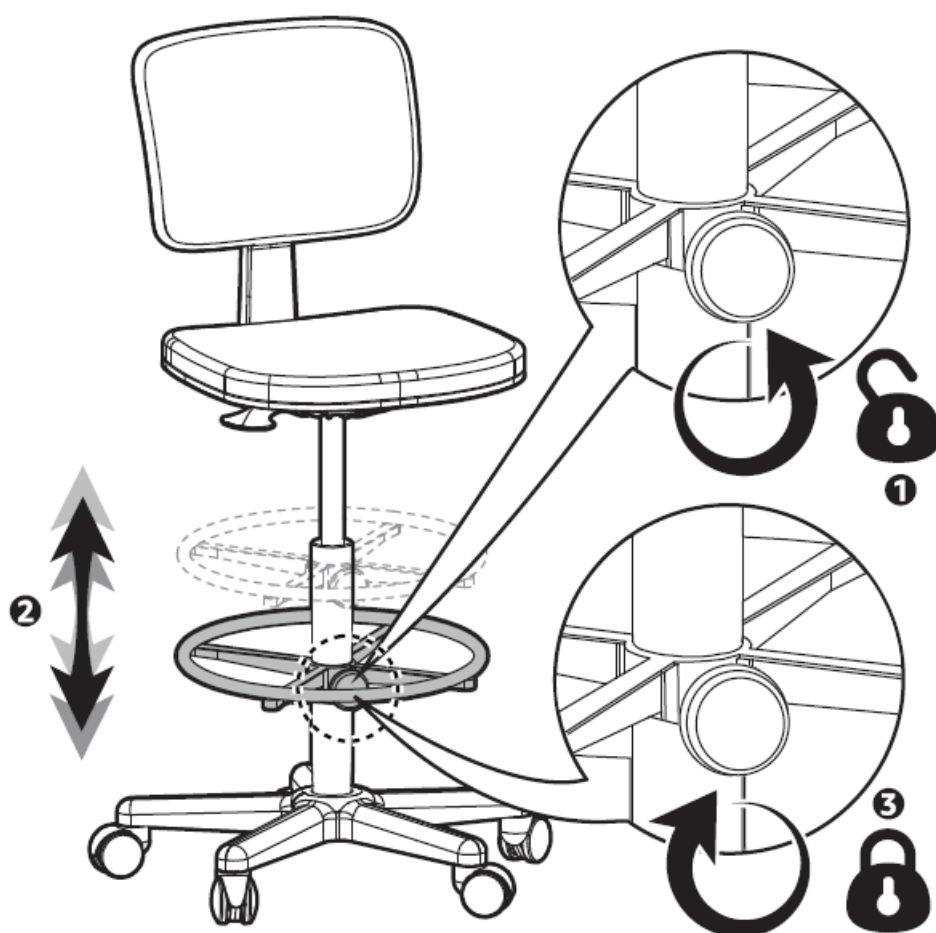


**To Adjust the Seat Height**





### Foot Rest Height Adjustment




## Feedback and Help

- We would love to hear your feedback. To ensure we are providing the best customer experience possible, please consider writing a customer review.
- Scan QR Code below with your phone camera or QR reader:



- If you need help with your Amazon Basics product, please use the website or number below.
  - [amazon.com/gp/help/customer/contact-us](https://amazon.com/gp/help/customer/contact-us).
  - +1 877-485-0385
  - [amazon.com/AmazonBasics](https://amazon.com/AmazonBasics).
- 

## Documents / Resources

 <p>amazon basics</p> <p>amazon basics C1TU basics Midback Mesh Office Drafting Chair, C1TU, basics Midback Mesh Office Drafting Chair, Midback Mesh Office Drafting Chair, Office Drafting Chair, Drafting Chair, Chair</p>	<p><a href="#">amazon basics C1TU basics Midback Mesh Office Drafting Chair</a> [pdf] Instruction Manual C1TU basics Midback Mesh Office Drafting Chair, C1TU, basics Midback Mesh Office Drafting Chair, Midback Mesh Office Drafting Chair, Office Drafting Chair, Drafting Chair, Chair</p>
---	--

## References

- [User Manual](#)