



amazon basics B0B773G34D Cactus Cat Scratching Post with Dangling Ball Instruction Manual

[Home](#) » [amazon basics](#) » amazon basics B0B773G34D Cactus Cat Scratching Post with Dangling Ball Instruction Manual 

amazon basics B0B773G34D Cactus Cat Scratching Post with Dangling Ball Instruction Manual

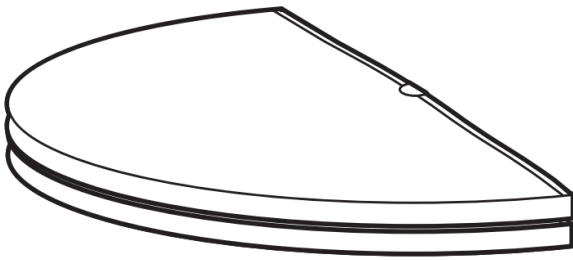


Contents


- 1 Delivery Content
- 2 Important Safety Instructions
- 3 Intended Use
- 4 Before First Use
- 5 Assembly
- 6 Cleaning and Maintenance
 - 6.1 Cleaning
 - 6.2 Maintenance
- 7 Disposal
- 8 Specifications
- 9 Feedback and Help
- 10 Assembly
- 11 Documents / Resources
 - 11.1 References
- 12 Related Posts

Delivery Content

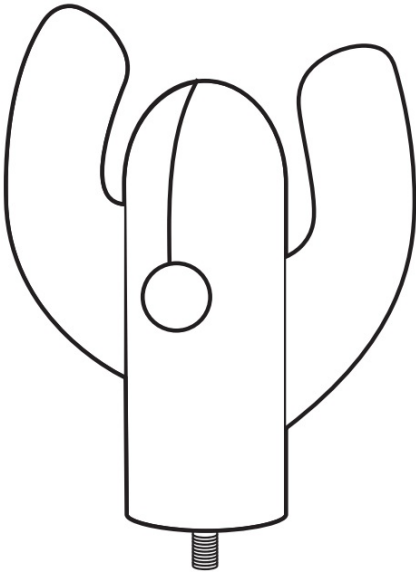
1. 1 (x1)




2. 2 (x 1)



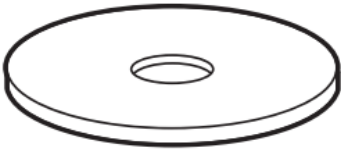
3. 3 (x1)



4. A (x1) M10x40



5. B (x1) M10x50



6. C (x1)



Important Safety Instructions



Read these instructions carefully and retain them for future use. If this product is passed to a third party, then these instructions must be included.

When using the product, basic safety precautions should always be followed to reduce the risk of injury and fatality including the following:

- For domestic indoor use only.
- Keep children and pets away while assembling the product.
- Do not let children play with the product.
- Always use the product on a firm, level ground.
- Do not use this product if any parts are missing, damaged, or worn.
- Do not overtighten the fasteners.
- Regularly examine the product for wear and tear. Stop using the product at first sign of damage or if parts become detached.
- Place the scratching post in a prominent area where your cat spends the most time.
- Encourage your cat to use the scratching post using catnip or incorporating it during playtime.
- Cats require regular nail trimming.
Trim your cat's nails to an appropriate length when they become too long.
- Monitor your cat for any changes in their scratching behavior.

Intended Use

- This product is intended for cats to keep their claws healthy and file away the outer layer of the nails.
- This product provides a place for cats to scratch and prevents cats from damaging carpets, furniture, curtains, and more.

Before First Use



DANGER

Risk of suffocation!

Keep any packaging materials away from children and pets – these materials are a potential source of danger, e.g. suffocation.

- Remove all the packing materials.
- Remove and review all components before assembly.

Assembly



For additional illustrated assembly steps, refer to the end of the 5. written instructions.

- This product must be assembled by an adult.
- This product is easily flammable. Assemble it away from any heat sources.

Cleaning and Maintenance

Cleaning

- For a quick clean, wipe with a soft, damp cloth. Use a stiff brush or vacuum to remove any dirt and pet hair before wiping.

- Clean the product as soon as possible if your cat or other pet urinates or excretes feces on it.
- For disinfecting, spot cleaning, or neutralizing odor, use a cat-safe product. Ensure it does not have a citrus scent.
- Never use corrosive detergents, wire brushes, abrasive scourers, metal or sharp utensils to clean the product.

Maintenance

- Regularly check that all the components and fasteners are tightened.
- Store the product in a cool and dry place away from children and pets, ideally in its original packaging.
- Make sure the product is in a dry and clean condition before placing into storage.

Disposal



Dispose of the product according to local regulations. If in doubt, consult your local authorities.

Specifications

Model	BOB773G34D
Net weight	approx. 5.9 lbs (2.6 kg)
Dimensions (WxHxD)	approx. 16.9 x 25.6 x 16.9" (43 x65x43cm)

Feedback and Help

We would love to hear your feedback. To ensure we are providing the best customer experience possible, please consider writing a customer review.

Scan QR Code below with your phone camera or QR reader:



UK: [amazon.co.uk/review/](https://amazon.co.uk/review/review-your-purchases#) review-your-purchases#

If you need help with your Amazon Basics product, please use the website or number below.

US: amazon.com/gp/help/customer/contact-us

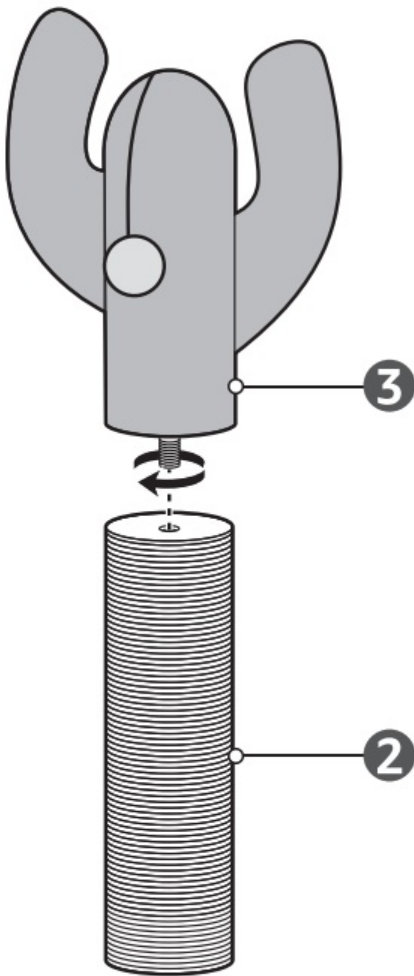


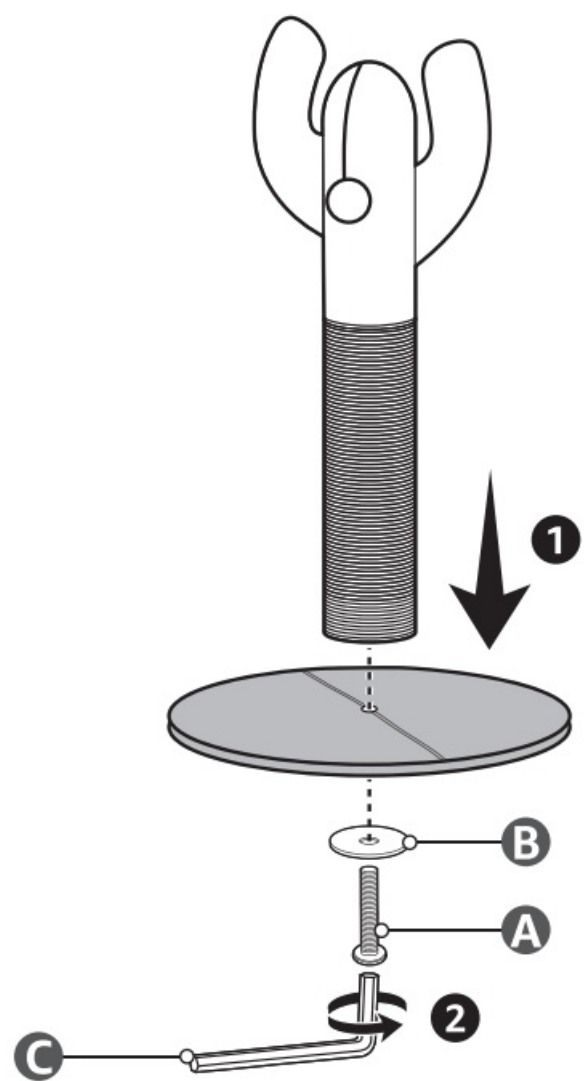
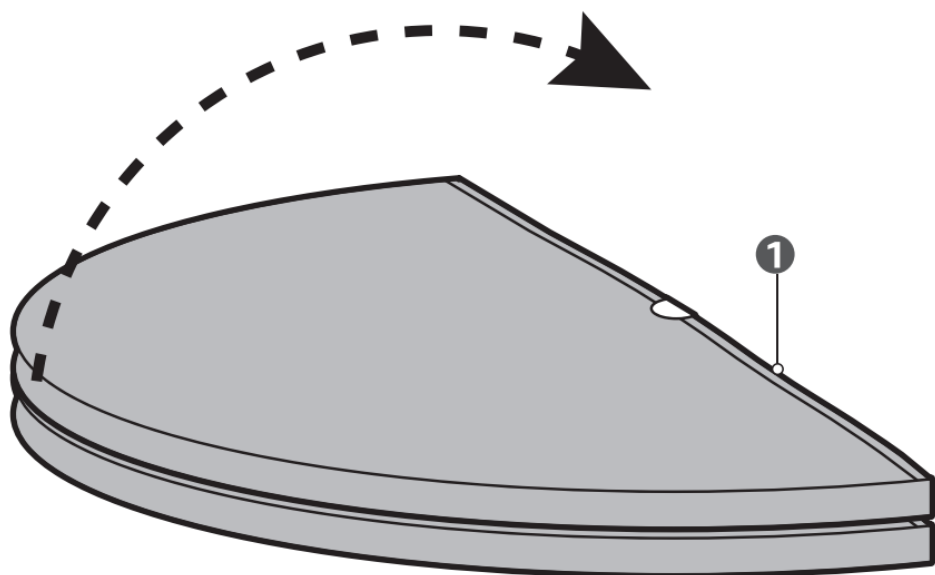
UK: amazon.co.uk/gp/help/customer/contact-us




+1877-485-0385 (US Phone Number)

Assembly





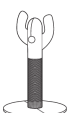


[amazon.com/AmazonBasics](https://www.amazon.com/AmazonBasics)

MADE IN CHINA



Documents / Resources

 <p>amazon basics</p> <p>Cactus Cat Scratching Post with Dangling Ball</p> <p>Product Description: This Cactus Cat Scratching Post is made of high-quality, durable material. It features a unique cactus shape with a dangling ball that attracts cats. The post is designed to provide a safe and healthy outlet for your cat's natural scratching instincts. It is easy to assemble and can be placed in any room. The post is made of a soft, non-toxic material that is safe for your cat to scratch. The post is also easy to clean and maintain. The post is a great addition to any cat's collection of toys and accessories.</p> <p>Product Dimensions: 12.5" x 12.5" x 12.5" (H x W x D)</p> <p>Product Weight: 1.5 lbs</p> <p>Product Color: White</p> <p>Product Material: Plastic</p> <p>Product Features: Dangling Ball, Cactus Shape, Scratching Post</p> <p>Product Care: Wipe clean with a damp cloth. Do not use harsh chemicals or abrasive cleaners.</p> <p>Product Warranty: 1 Year Limited Warranty</p>	<p>amazon basics B0B773G34D Cactus Cat Scratching Post with Dangling Ball [pdf] Instruction Manual</p> <p>B0B773G34D Cactus Cat Scratching Post with Dangling Ball, B0B773G34D, Cactus Cat Scratching Post with Dangling Ball, Cat Scratching Post with Dangling Ball, Scratching Post with Dangling Ball, Dangling Ball, Ball</p>
--	--

References

- [User Manual](#)