



amazon basics B08YQ8XTTZ Double Hammock Instruction Manual

[Home](#) » [amazon basics](#) » amazon basics B08YQ8XTTZ Double Hammock Instruction Manual 

Contents

- [1 amazon basics B08YQ8XTTZ Double Hammock](#)
- [2 Important Safety Instructions](#)
- [3 Before First Use](#)
- [4 Cleaning and Maintenance](#)
- [5 Specifications](#)
- [6 Delivery Content](#)
- [7 Assembly](#)
- [8 Documents / Resources](#)
 - [8.1 References](#)
- [9 Related Posts](#)

amazon basics

amazon basics B08YQ8XTTZ Double Hammock



Important Safety Instructions



- Read these instructions carefully and retain them for future use. If this product is passed to a third party, then these instructions must be included.

When using the product, basic safety precautions should always be followed to reduce the risk of injury including the following:

- Follow all safety instructions in order to prevent damage and injury caused by incorrect use.
- Do not use this product if any parts are missing, damaged, or worn.
- The product should be set up soundly and stably before use.
- Always use the product on a flat and stable surface, free from the possibility of tilting and falling.
- Never use accessories which are not recommended by the manufacturer.
- They could pose a safety risk to the user and might damage the product.
- To avoid scratching the floor, assemble the product on a soft surface such as a carpet.
- After assembling the product according to the instructions, make sure that all screws, bolts and nuts are installed correctly and tightened.
- Regularly check if all screw connections and hooks are tight, and the hammock bed is securely tied to the hooks.
- Screws and joints should be re-tightened regularly.
- Do not over-tighten the fasteners.
- Regularly examine the product for wear and tear. Stop using the product at first sign of damage or if parts become detached.
- Do not let children play with the product.
- Children should be supervised to use the product.
- Do not use the product as a swing.
- Keep the product away from open flames.
- Be careful not to cut or pierce the hammock bed.
- Load the product evenly to prevent it from falling.

- Always place your weight on the hammock bed between the two base legs. Do not sit past the base legs.

Caution:

- Do not overload the product. It may collapse if overloaded. The maximum loading capacity is 450 lbs (204 kg).

Before First Use

- **DANGER:** Risk of suffocation!
 - Keep any packaging materials away from children and pets – these materials are a potential source of danger, e.g. suffocation
 - Check the product for transport damages.
 - Remove all the packing materials.
 - Remove and review all components before starting assembly.

Cleaning and Maintenance

- Wipe the stand and hammock bed with a slightly damp cloth to remove the dust and dirt.
- Avoid contact with corrosive substances like acids.
- For hammock bed care instructions, refer to the care tag.
- Let the hammock bed dry thoroughly after wash.

Disposal



- Dispose of the product according to local regulations. If in doubt, consult your local authorities.

Specifications

- **Net weight**
 - approx. 29.8 lbs (13.5 kg)
- **Dimensions (W x H x D)**
 - approx. 47 x 43 x 110" (119 x 109 x 279 cm)

Importer Information

- **Postal:**
 - Amazon EU S.a r.l., 38 avenue John F. Kennedy, L-1855 Luxembourg
- **Business Reg.:**
 - 134248
- **Postal:**
 - Amazon EU SARL, UK Branch, 1 Principal Place, Worship St, London EC2A 2FA, United Kingdom
- **Business Reg.:**
 - BR017427

Feedback and Help



- We would love to hear your feedback. To ensure we are providing the best customer experience possible, please consider writing a customer review.

Scan QR Code below with your phone camera or QR reader:





- : amazon.co.uk/review/review-your-purchases#

If you need help with your Amazon Basics product, please use the website or number below.


- : amazon.com/gp/help/customer/contact-us
- : amazon.co.uk/gp/help/customer/contact-us
-  +1 877-485-0385 (US Phone Number)

Delivery Content





A (x 2)



B (x 2)



C (x 1)



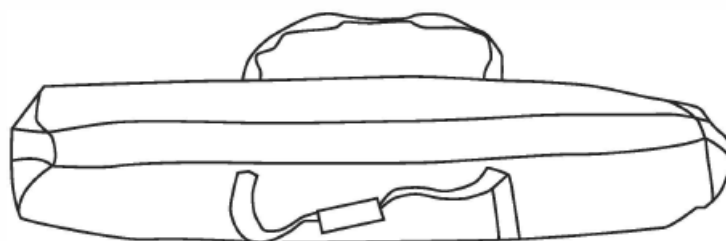
D (x 1)



G (x 5)




H (x 2)

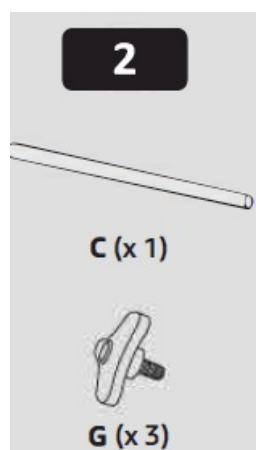
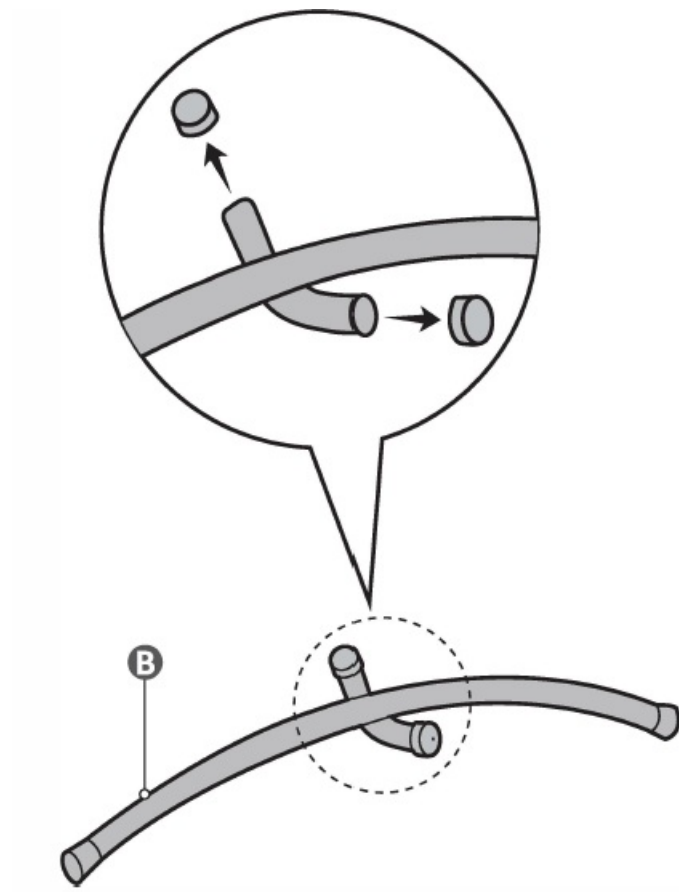


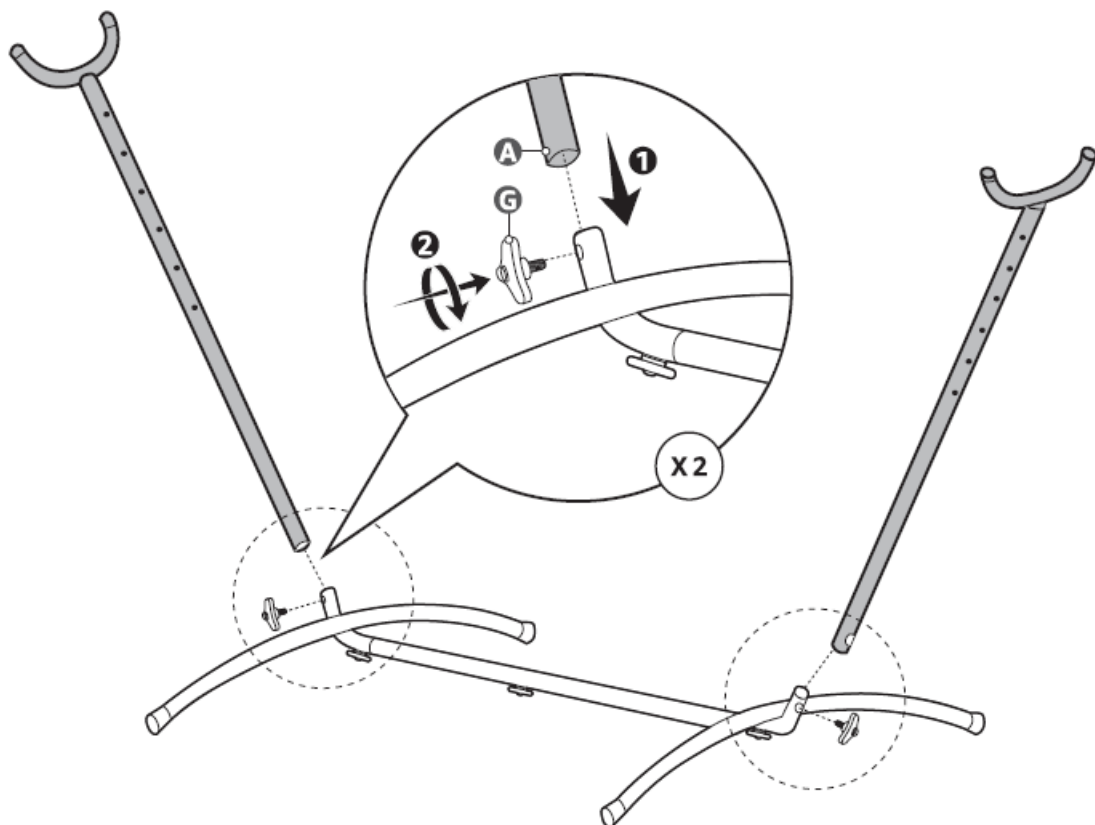
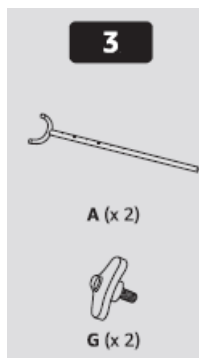
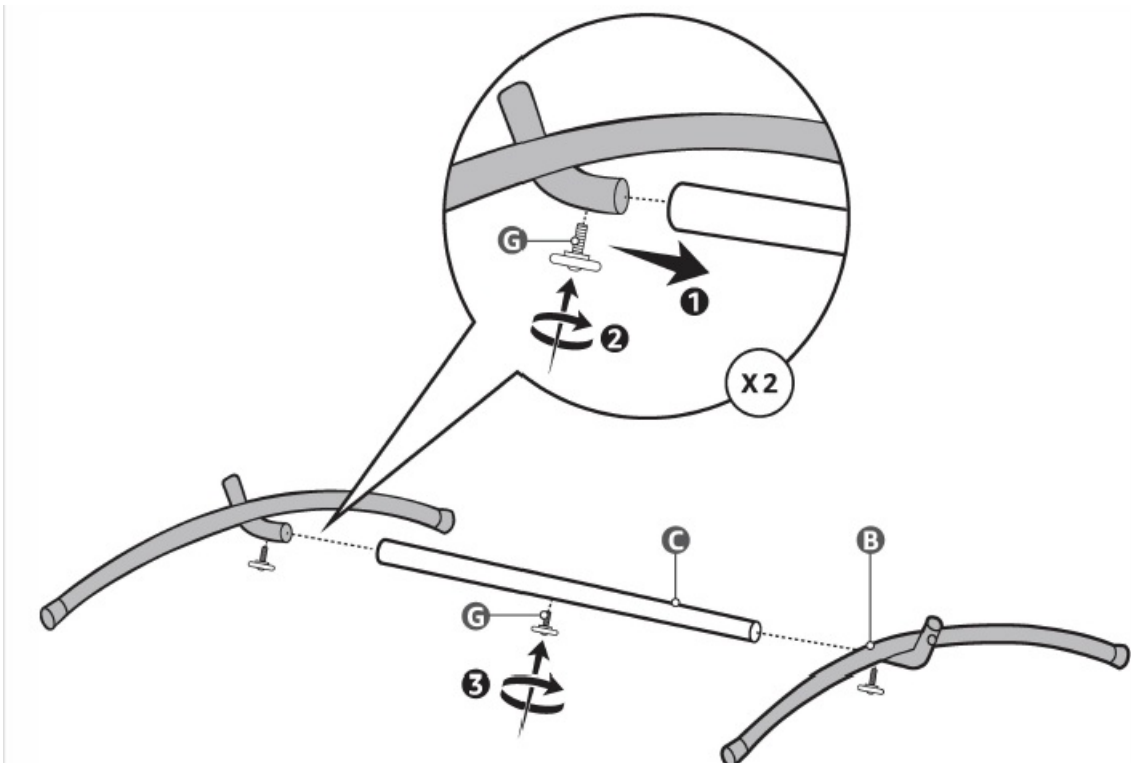
I (x 1)

Assembly

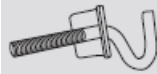
- Please remove the 4 protective sleeves before installing the product







4



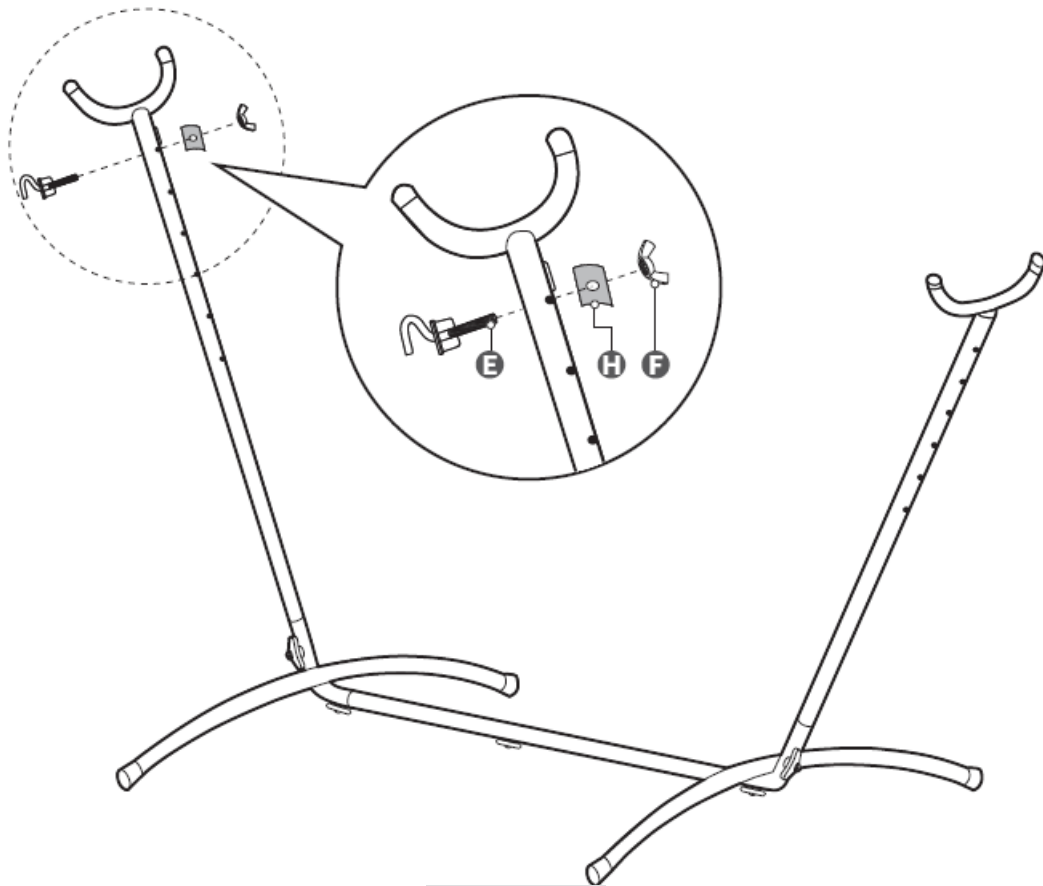
E (x 1)



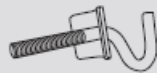
F (x 1)



H (x 1)



5



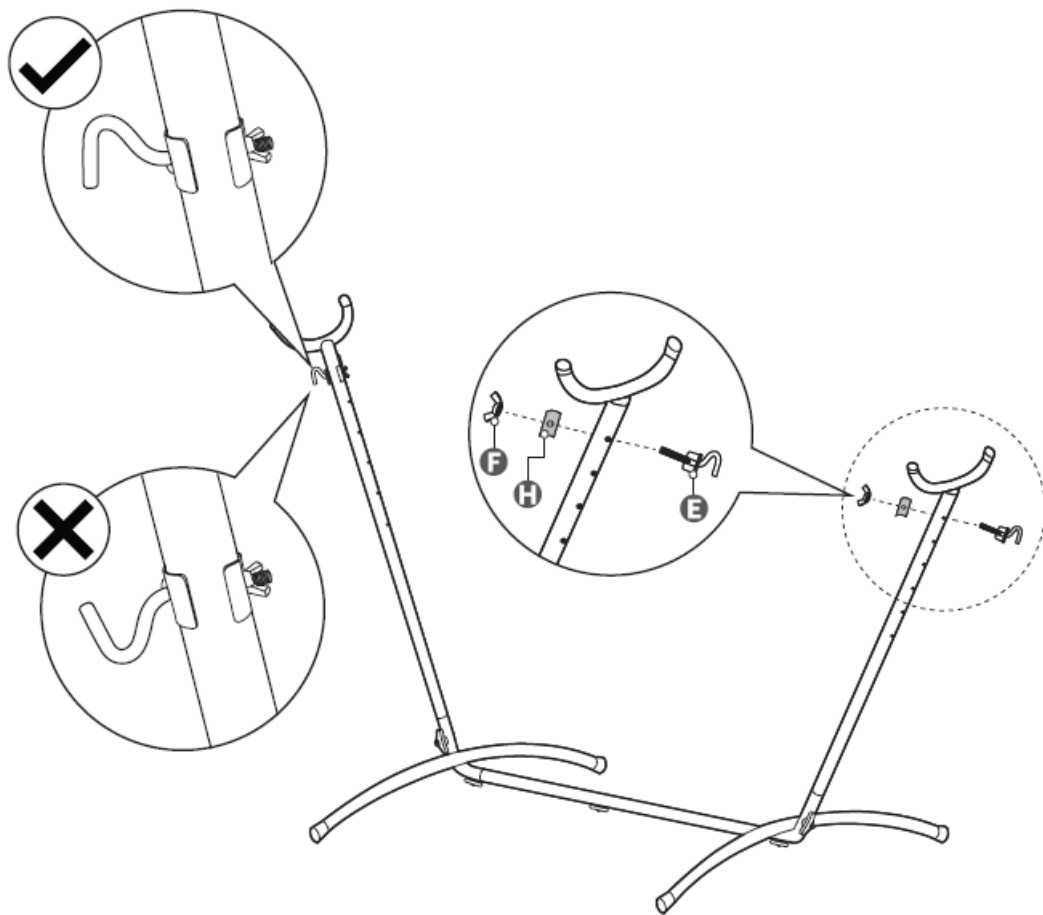
E (x 1)

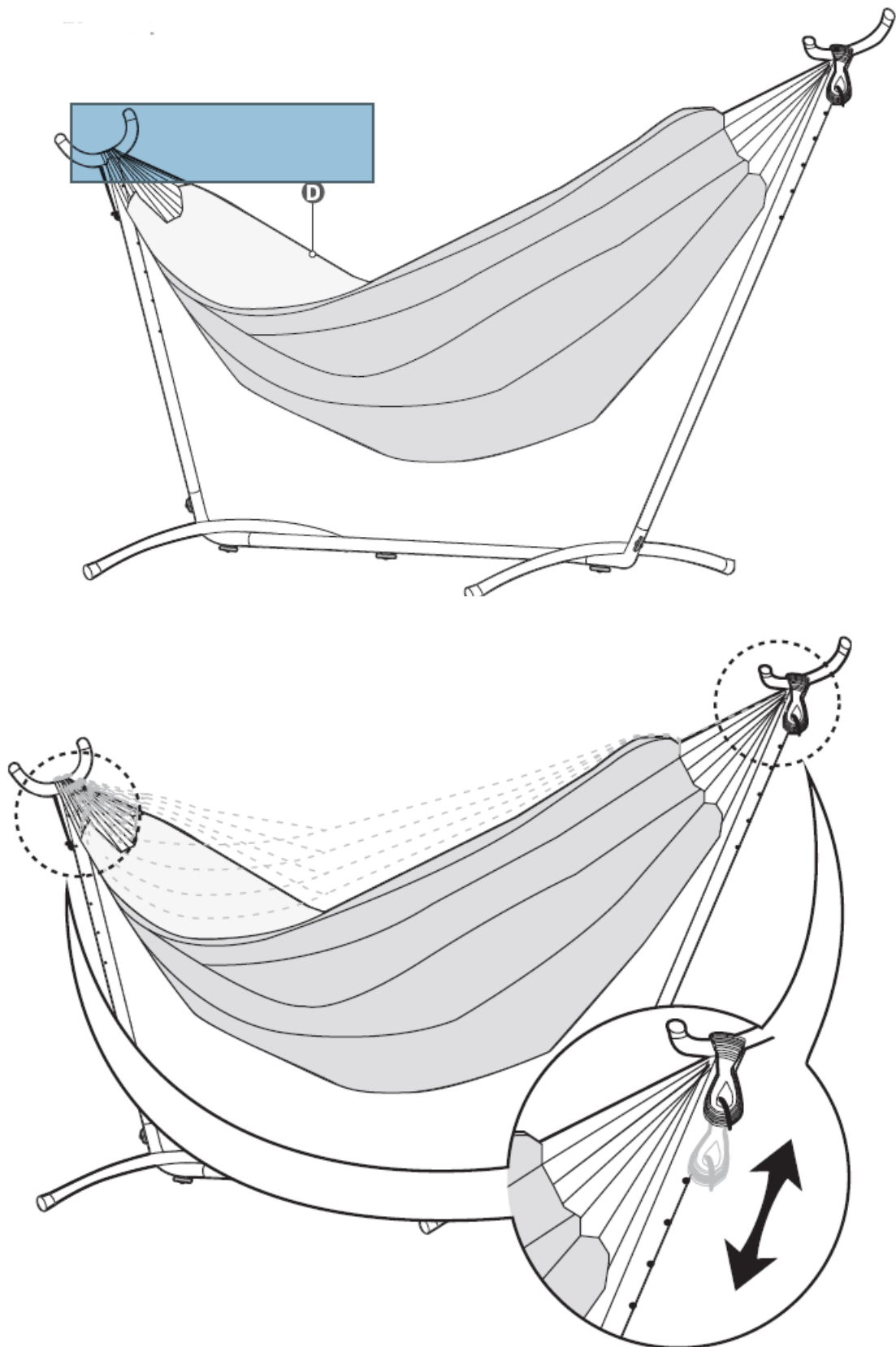


F (x 1)

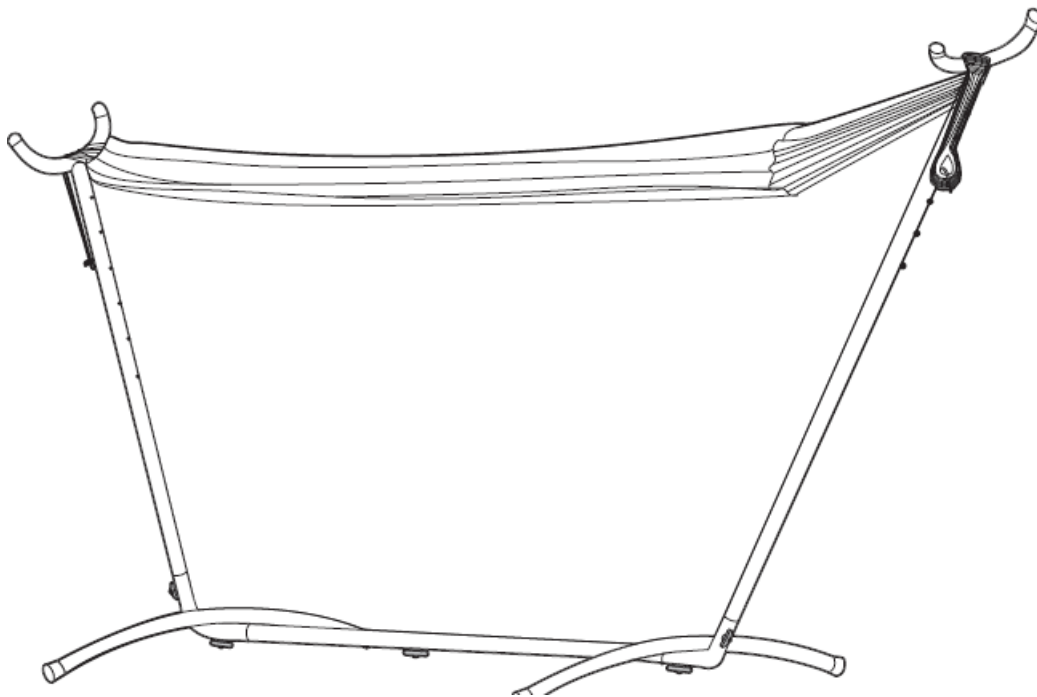


H (x 1)

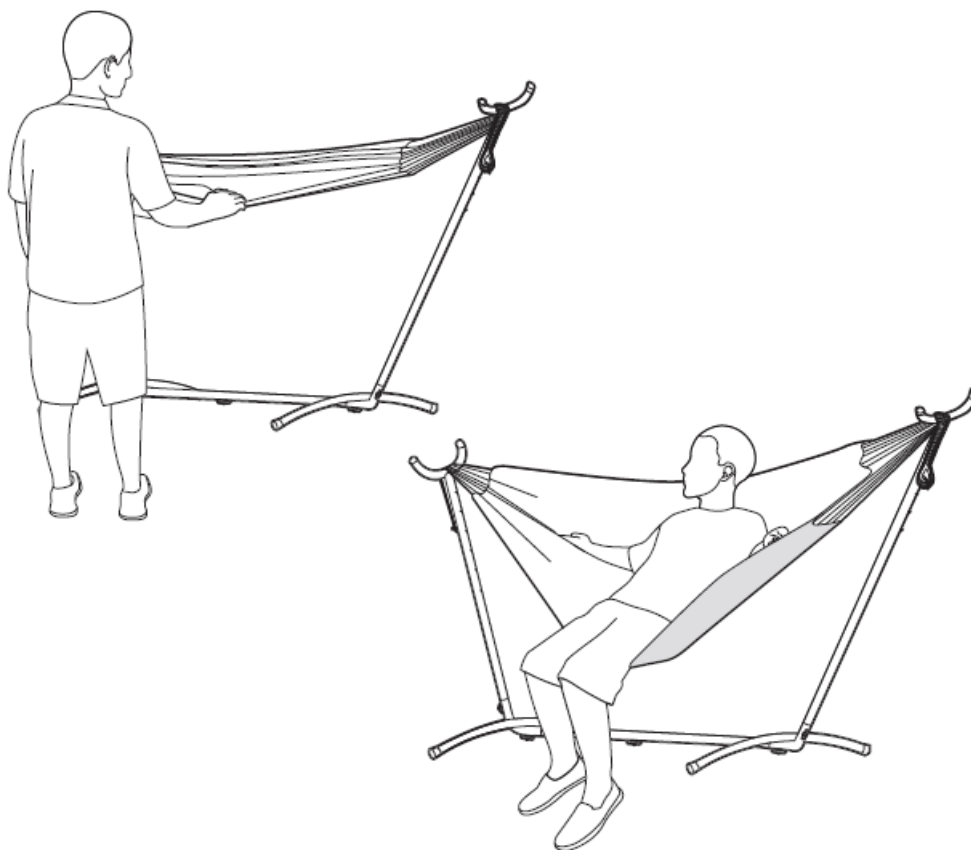




- The position of where the hammock hooks (E) are assembled on the stand affects the tension of the hammock (D) hanging on it. To increase the tension, adjust the hammock hooks (E) lower, the hammock (D) has less slack. To decrease the tension, adjust the hammock hooks (E) higher, the hammock (D) has more slack.



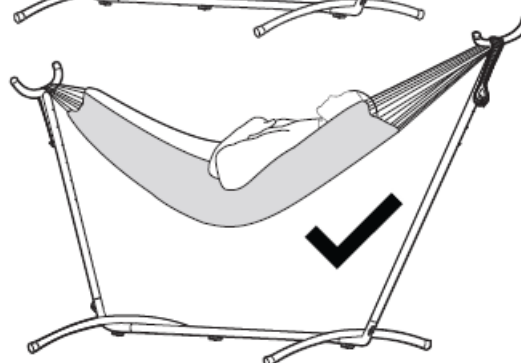
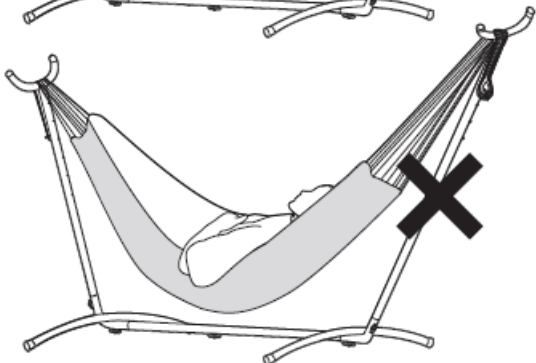
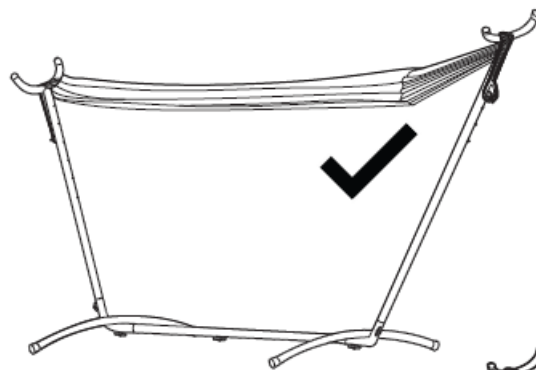
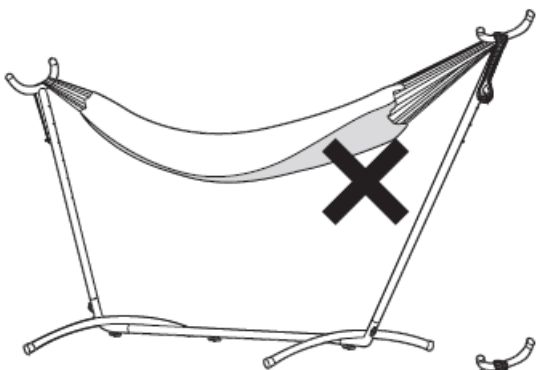
- Adjust the position of the hammock hooks (E) so that the hammock (D) is fully straightened.



- Pull down one side of the hammock (D) and sit on it.



- Hold the opposite edge of the hammock with a hand to maintain balance. Then slowly rotate the body and place the legs into the hammock (D) to lie down fully.




- If the position of the hammock hooks (E) are not adjusted so that the hammock (D) is fully straightened, there will be too much slack with the fabric of the hammock (D) and cause it to hang too low and touch the ground.

• [amazon.com/AmazonBasics](https://www.amazon.com/AmazonBasics)

• **MADE IN CHINA**

Documents / Resources

 <small>amazon basics</small> <small>amazon basics B08YQ8XTTZ Double Hammock [pdf] Instruction Manual B08YQ8XTTZ, B08YQ8XTTZ Double Hammock, Double Hammock, Hammock</small>	amazon basics B08YQ8XTTZ Double Hammock [pdf] Instruction Manual B08YQ8XTTZ, B08YQ8XTTZ Double Hammock, Double Hammock, Hammock
---	--

References

- [User Manual](#)