



amazon basics B08FJDK349 Height Adjustable Gaming Desk User Manual

[Home](#) » [amazon basics](#) » amazon basics B08FJDK349 Height Adjustable Gaming Desk User Manual 

amazon basics B08FJDK349 Height Adjustable Gaming Desk User Manual



Contents

1 IMPORTANT SAFETY INSTRUCTIONS

2 Before First Use

3 Cleaning and Maintenance

3.1 Cleaning

3.2 Maintenance

4 Disposal

5 Specifications

6 Feedback and Help

7 Delivery Content

8 Assembly

9 Documents / Resources

9.1 References

10 Related Posts

IMPORTANT SAFETY INSTRUCTIONS



Read these instructions carefully and retain them for future use. If this product is passed to a third party, then these instructions must be included.

- For domestic indoor use only.
- This product must be assembled by a competent adult.
- Keep children and pets away while assembling the product.
- Do not let children climb on or play with the product.
- Always use the product on a firm, level ground.
- Do not use this product if any parts are missing, damaged, or worn.
- Do not over tighten the fasteners.
- Assemble the product in a spacious area, preferably on a carpet, near the place where the product is to be located.
- Regularly examine the product for wear and tear. Stop using the product at first sign of damage or if parts become detached
- Do not sit or stand on the tabletop
- Do not place hot items directly on the tabletop. Heat can cause chemical changes that may create spotting within the furniture finish. Use a suitable table mat or coaster.
- Be cautious when raising or lowering the product. Keep hands away from the moving mechanisms to prevent fingers from being trapped and pinched.

Before First Use



DANGER

Risk of suffocation!

- Check the product for transport damages.

- Remove all the packing materials.
- Remove and review all components before starting assembly.

Cleaning and Maintenance

Cleaning

- To clean the product, wipe with a soft, slightly moist cloth.
- Never use corrosive detergents, wire brushes, abrasive scourers, metal or sharp utensils to clean the product.

Maintenance

- Regularly check that all the components and fasteners are tightened.
- Store the product in a cool and dry place away from children and pets.
- Avoid any vibrations and shocks.

Disposal



Dispose of the product according to local regulations. If in doubt, consult your local authorities.

Specifications

Net weight	approx. 59.47 lbs (26.98 kg)
Dimensions (WxHxD)	(60.0 x 126.1 x 140.1 cm)
Surface coatings:	Metal: Powder coating Boards: Melamine

Feedback and Help

We would love to hear your feedback. To ensure we are providing the best customer experience possible, please consider writing a customer review.

Scan QR Code below with your phone camera or QR reader:





UK: [amazon.co.uk/review/review-your-purchases#](https://www.amazon.co.uk/review/review-your-purchases#)

If you need help with your Amazon Basics product, please use the website below.



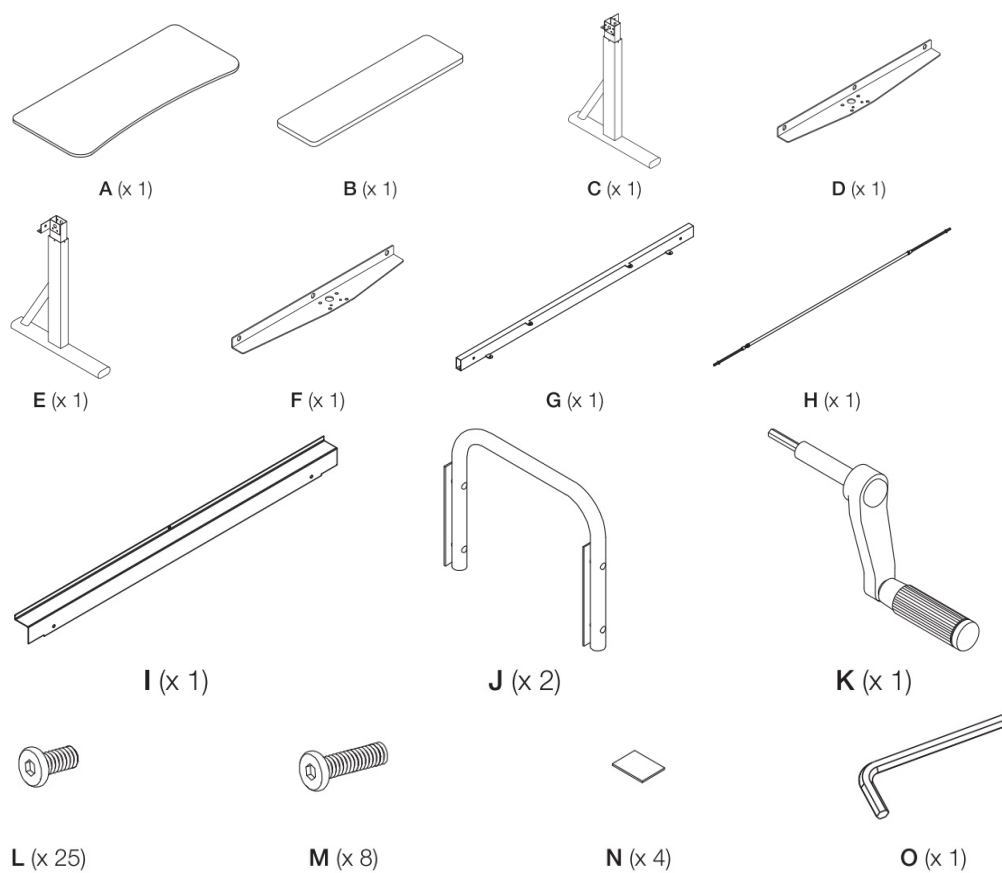
US: [amazon.com/gp/help/customer/contact-us](https://www.amazon.com/gp/help/customer/contact-us)

UK: [amazon.co.uk/gp/help/customer/contact-us](https://www.amazon.co.uk/gp/help/customer/contact-us)

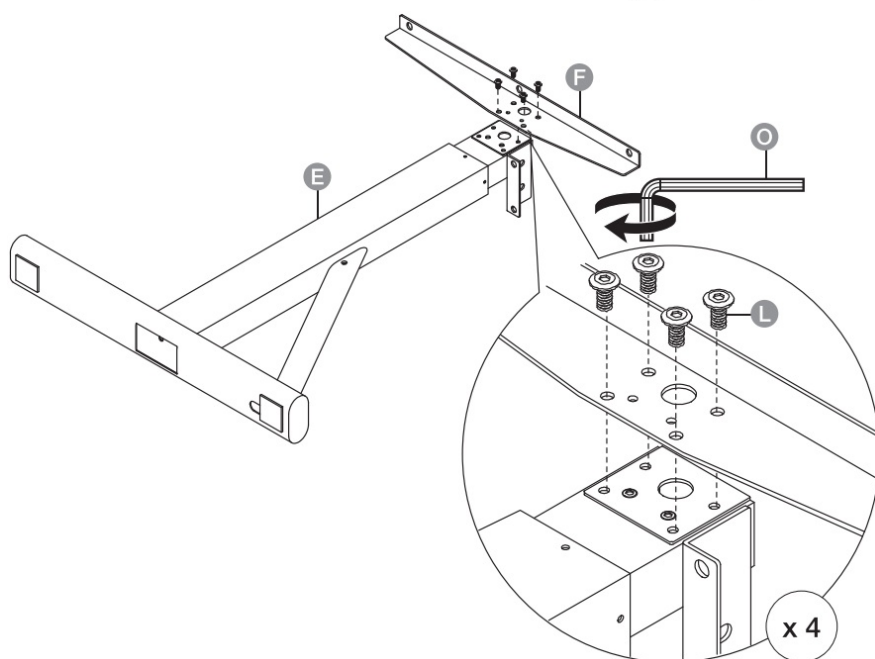
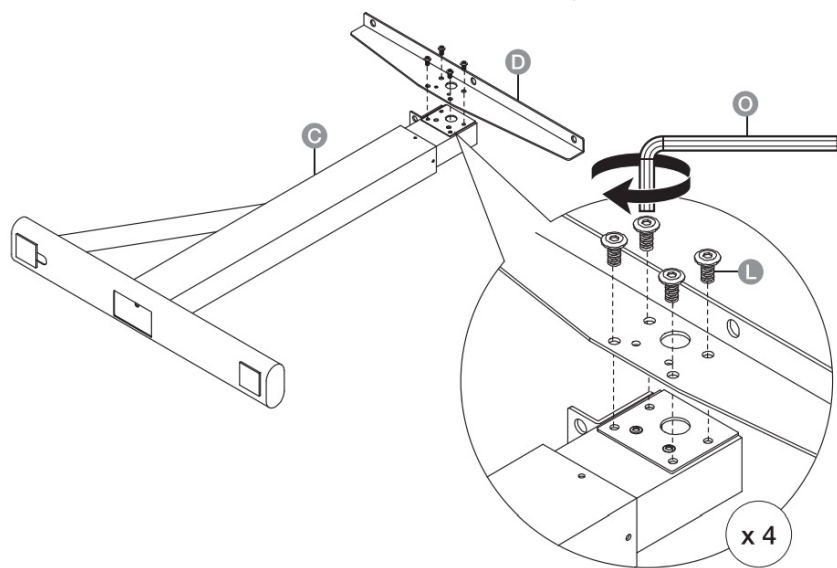
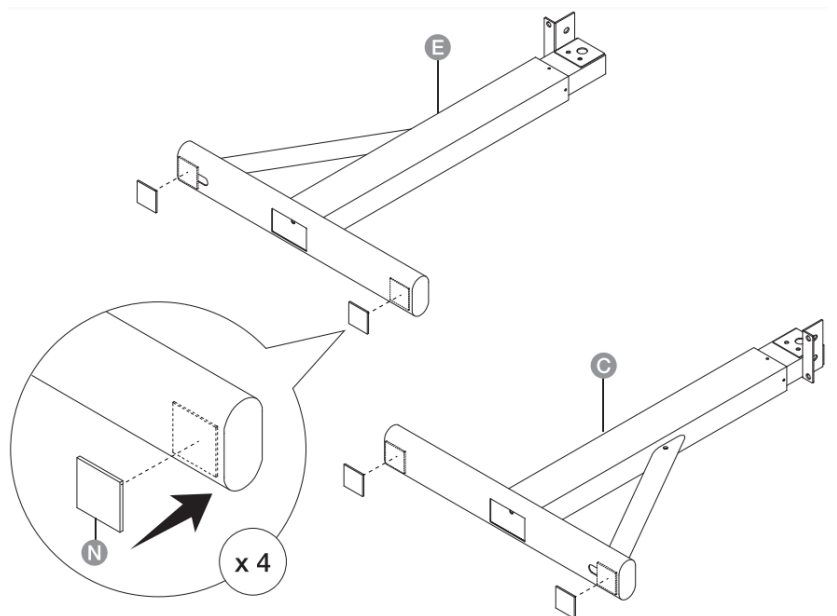


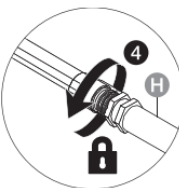
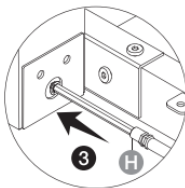
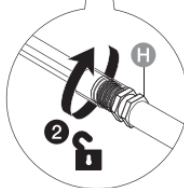
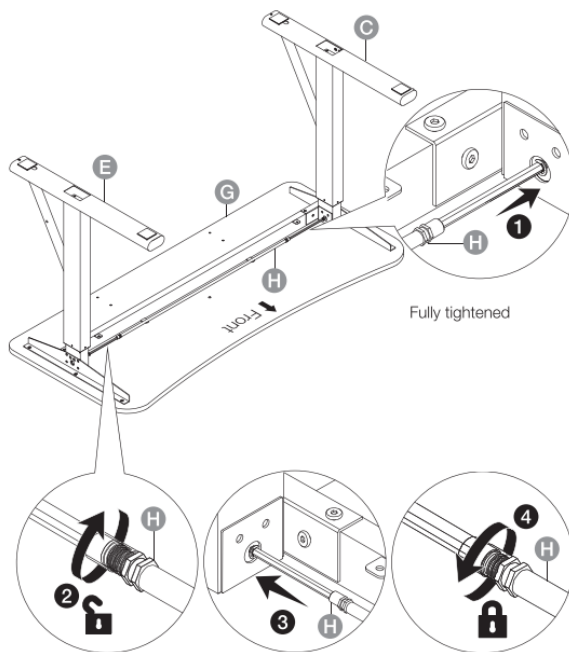
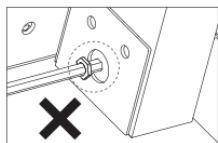
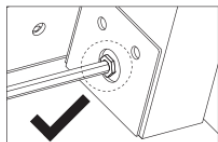
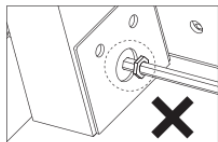
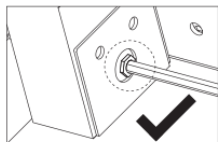
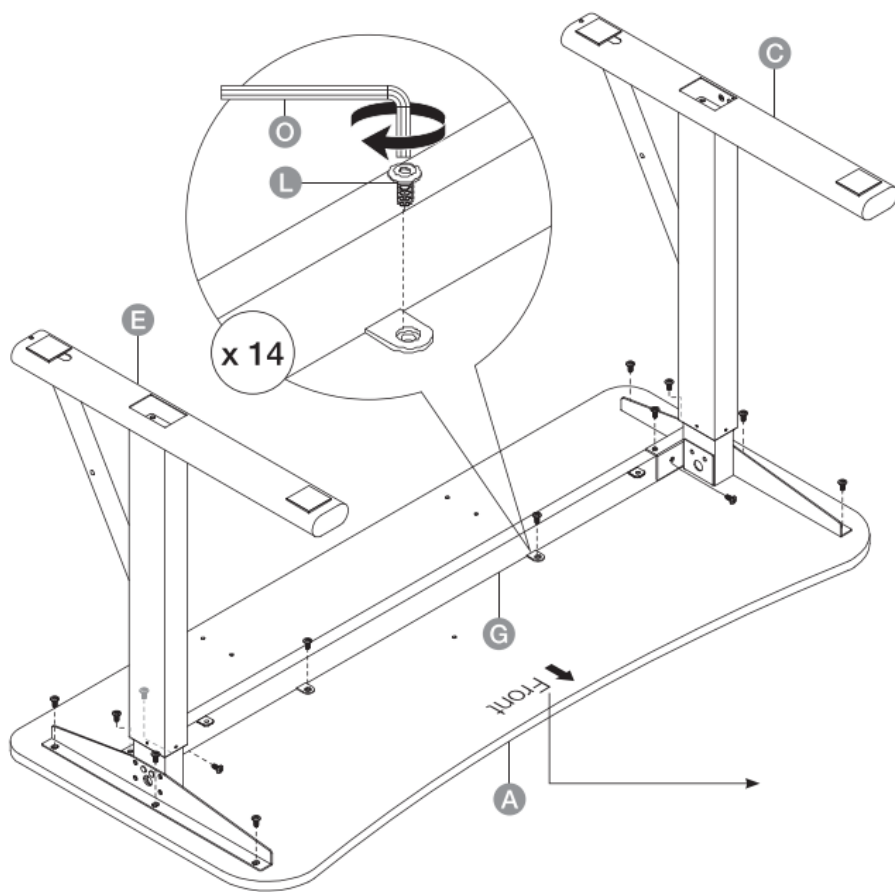
+1 877-485-0385 (US Phone H Number)

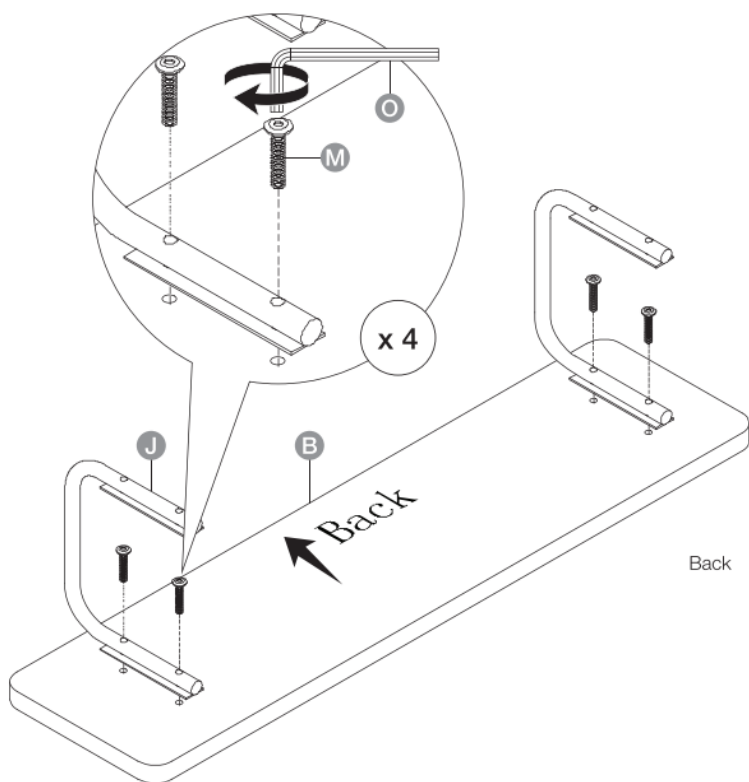
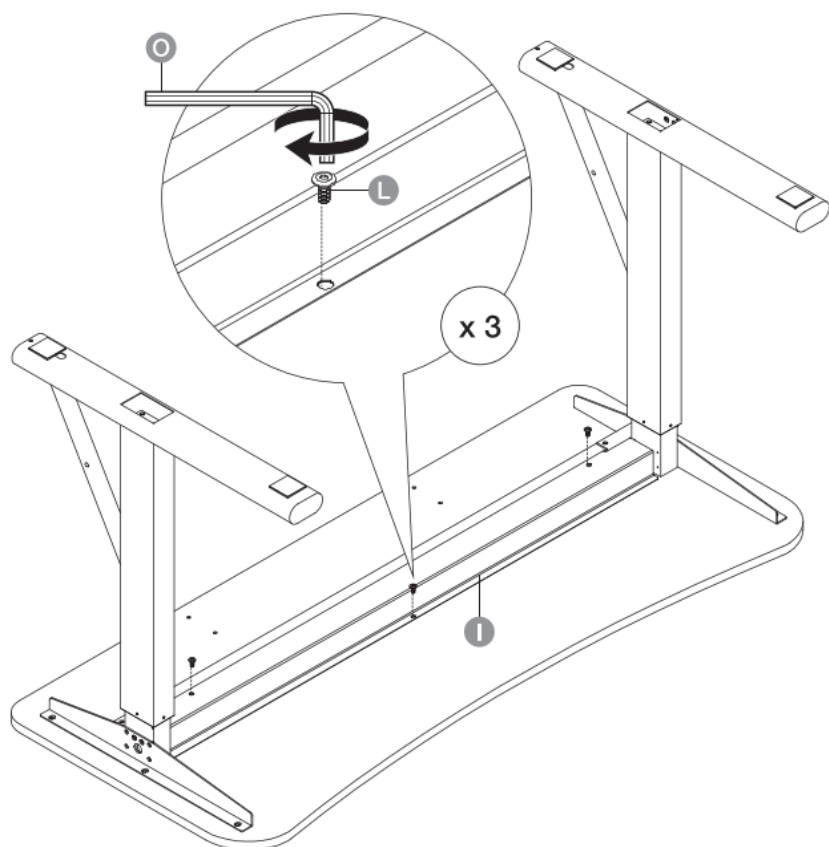
Delivery Content

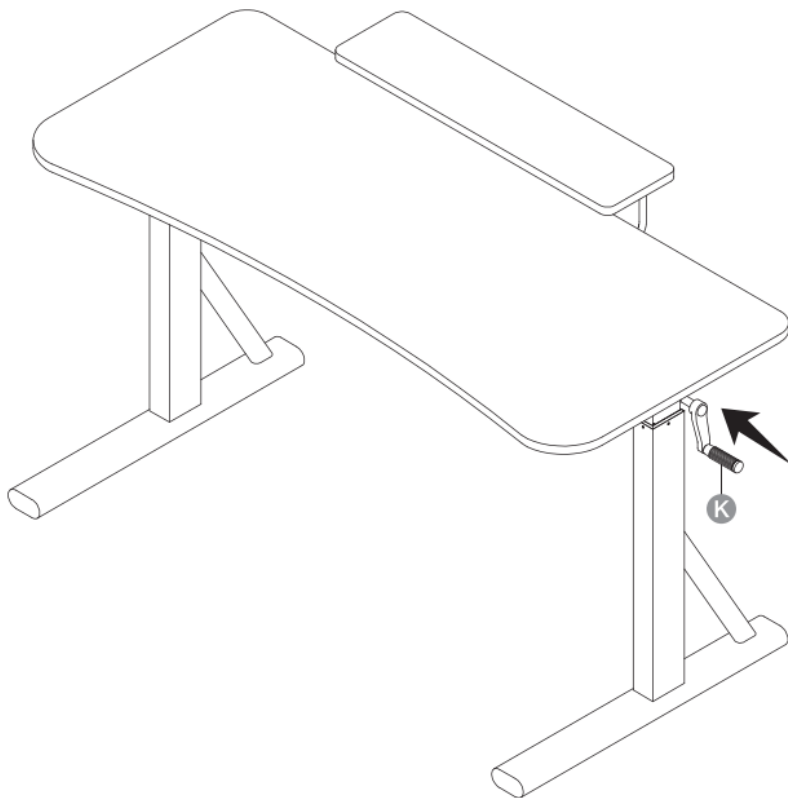
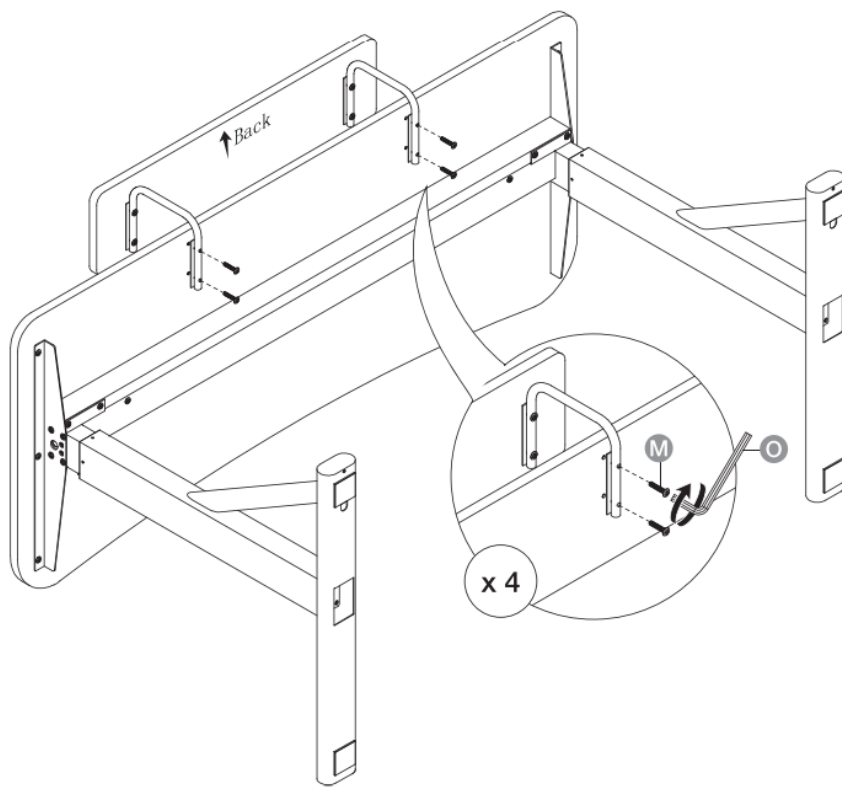


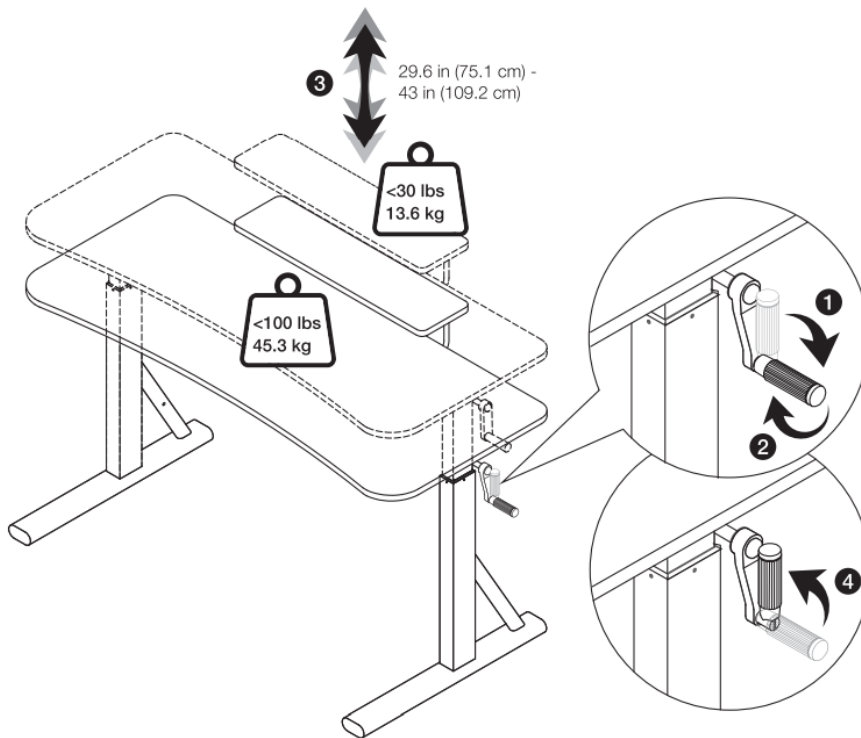
Assembly












MADE IN CHINA



amazon basics

Documents / Resources

	<p>amazon basics B08FJDK349 Height Adjustable Gaming Desk [pdf] User Manual B08FJDK349 Height Adjustable Gaming Desk, B08FJDK349, Height Adjustable Gaming Desk, Adjustable Gaming Desk, Gaming Desk</p>
-------------------------------------------------------------------------------------	------------------------------------------------------------------------------------------------------------------------------------------------------------------------------------------------------------------------------

References

- [User Manual](#)