



amazon basics B083KP221C Replacement Faucet Water Filter Cartridge User Manual

[Home](#) » [amazon basics](#) » amazon basics B083KP221C Replacement Faucet Water Filter Cartridge User Manual



amazon basics B083KP221C Replacement Faucet Water Filter Cartridge



Replacement Faucet Water Filter Cartridge Cartouche de Rechange de Filtre a Eau pour Robinet Cartucho de Repuesto para Filtro de Agua para Grifo 8083KP5GZ6

Contents

- [1 Important Safeguards](#)
- [2 Installation and Replacement Procedures](#)
- [3 Specifications](#)
- [4 Performance Data Sheet](#)
- [5 Substance Reduction](#)
- [6 Storage and Maintenance](#)
- [7 Frequently asked Questions](#)
- [8 Documents / Resources](#)
 - [8.1 References](#)
- [9 Related Posts](#)

Important Safeguards

DANGER

Risk of suffocation! Keep any packaging materials away from children – these materials are a potential source of danger, e.g. suffocation.

CAUTION

Use with cold water only. Do not use with water that is microbiologically unsafe or of unknown quality without adequate disinfection before or after the system.

- Read these instructions carefully and retain them for future use. If this product is passed to a third party, then these instructions must be included.

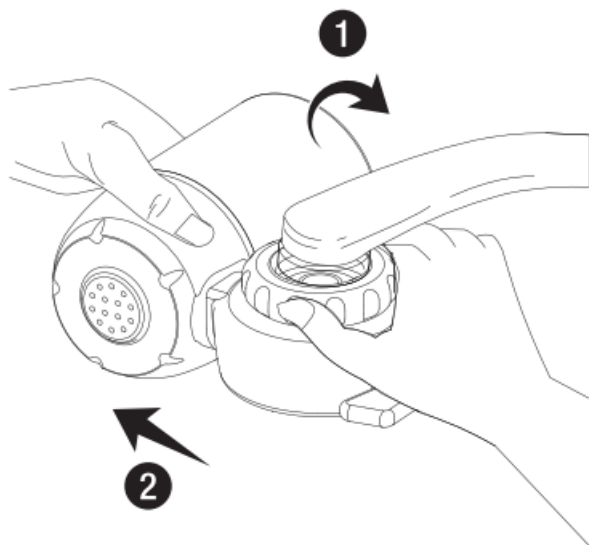
- To reduce the risk of property damage due to water leakage, this filter must be installed in accordance with the operating specifications and instructions.
- This filter unit must be replaced on regular basis.
- Failure to follow Instructions and operating specifications will void your warranty.
- Further, manufacturer assumes no responsibility or liability for damages arising out of misuse of the product.

⚠ CAUTION

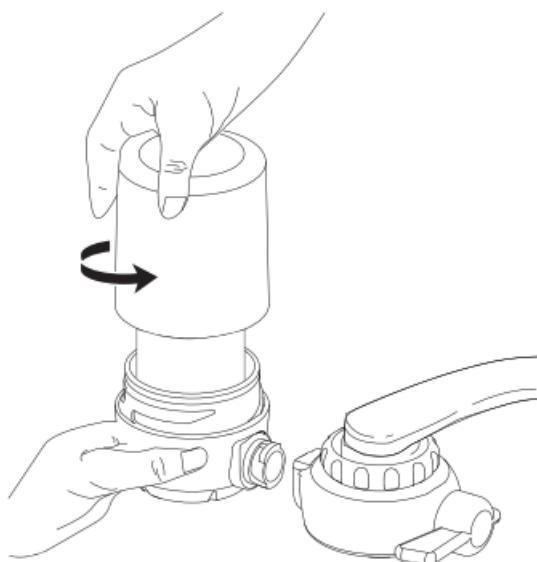
Filter life: 6 months or 320 gallons (1200 liters), whichever comes first will vary based on water condition.

Installation and Replacement Procedures

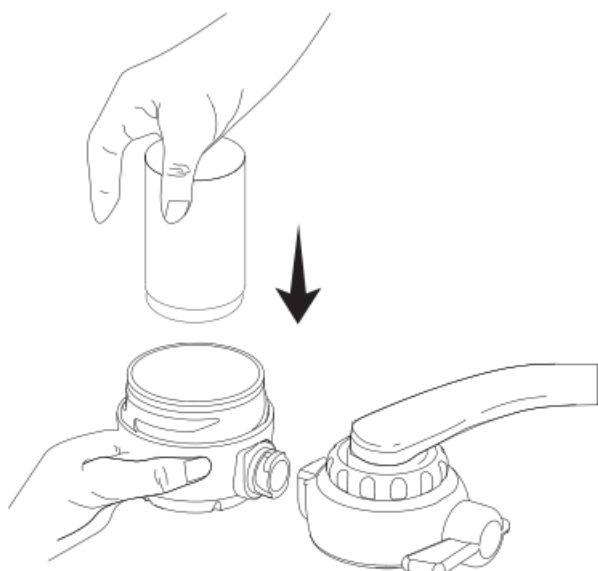
1



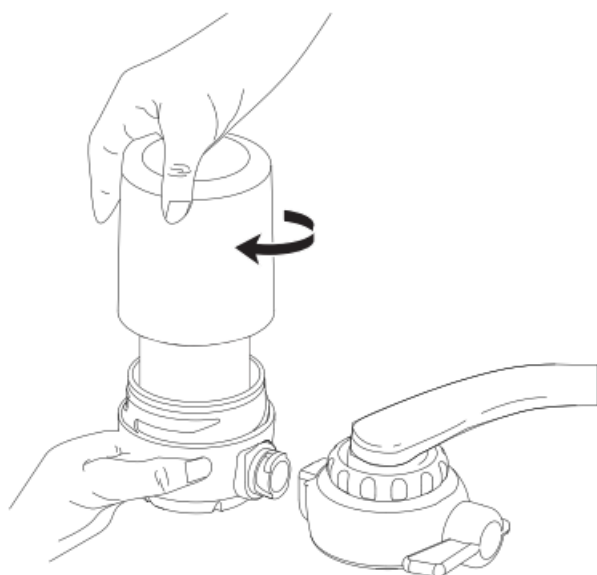
2



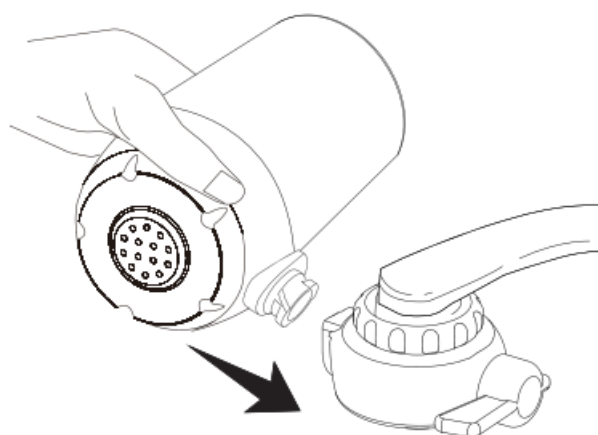
3



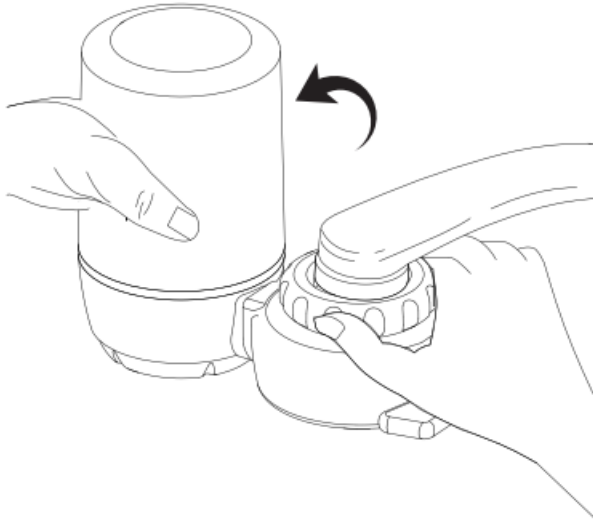
4



5



6



1. Twist the Filter Base from the Mounting Base.
2. Twist the Filter Top Cover off and take out the old filter.
3. Insert new filter into the Filter Base.
4. Replace the Filter Top Cover.
5. Align the slot of Filter Base with the slot of Mounting Base.
6. Insert Filter Base into Mounting Base and rotate 90° upward.

NOTICE

Before first use, run cold water for 1 minute in “pure” position to flush the filter.



REPLACEMENT ELEMENT

Tested and Certified by NSF International in Model AMZN-7029S against NSF/ANSI Standard 42 for the reduction of the claims specified on the Performance Data Sheet, and to NSF/ANSI 372 (s;0.25% lead).

Specifications

Operating temperature: 33 °F-1 QQ °F (Q.6 °C-38 °C)

Working pressure: 20 psi-100 psi (140 kPa-689 kPa)

Rate capacity: 320 gallons / 1,200 liters

Flow rate: 0.5 gpm / 1.9 lpm

Performance Data Sheet

- System Model No.: AMZN-7029S
- Replacement Filter Cartridge Model No.: AMZN-7030

Substance Reduction

Substance	Inf. Average	NSF Specified Challenge Concentration	Ave.% Reduction	Average Product Water Concentration
Chlorine Taste and Odor	2.0 mg/L	2.0 mg/L \pm 10%	94.42%	0.11 mg/L

Substance	Max Permissible Product Water Concentration	NSF Reduction Requirements	NSF Test Report
Chlorine Taste and Odor	N/A	N/A	J-00309829

Storage and Maintenance

- Replace your filter every 3 months or 320 gallons (1200 liters) to prevent bacteria and fungus growth in your filter, supply lines, and storage tank.
- Keep your unused filter in a cool, dark, and dry place until you need them.

Frequently asked Questions

• Why does water leak between the mounting base and the faucet?

The filter may not have been installed properly. Or the silicone washer may be damaged. Re-install the filter. Wrap plumber's tape around the joint of mounting base and the faucet. If it does not work, replace the silicone washer.

• Why does the filtered water run quite slowly?

The filter cartridge may be clogged. Replace the filter cartridge.

• Why does the unfiltered water run quite slowly?

There may be dirt in filter steel mesh. Clean the filter steel mesh.

• Why does the water taste funny?

The filter cartridge is not installed appropriately, or it should be replaced. Reinstall it in a correct way. If there is still bad taste, replace the filter cartridge.

Feedback and Help

Love it? Hate it?

Let us know with a customer review.




[amazon.com/review/review-your-purchases#](https://www.amazon.com/review/review-your-purchases#)



[amazon.com/gp/help/customer/contact-us](https://www.amazon.com/gp/help/customer/contact-us)

amazon basics

Documents / Resources

	amazon basics B083KP221C Replacement Faucet Water Filter Cartridge [pdf] User Manual B083KP221C Replacement Faucet Water Filter Cartridge, B083KP221C, Replacement Faucet Water Filter Cartridge, Faucet Water Filter Cartridge, Water Filter Cartridge, Filter Cartridge
---	--

References

- [User Manual](#)