
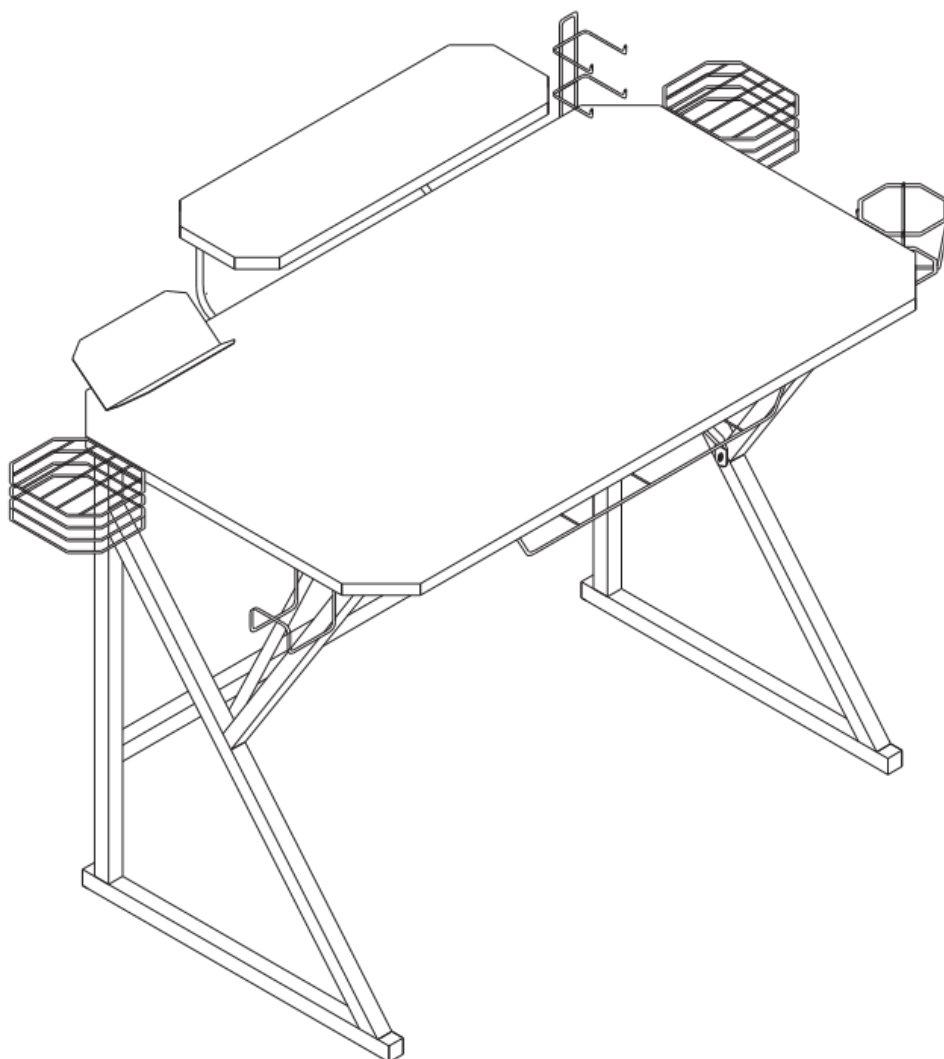




## amazon basics B07QX2BYDH Gaming Computer Desk User Manual

[Home](#) » [amazon basics](#) » amazon basics B07QX2BYDH Gaming Computer Desk User Manual 



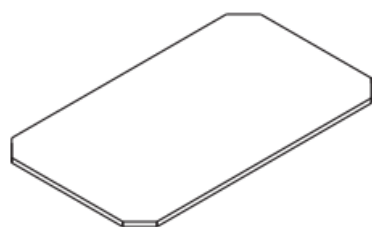


## User Manual

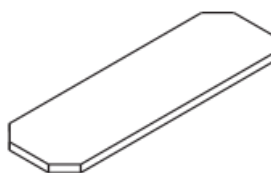
### Contents

- [1 B07QX2BYDH Gaming Computer Desk](#)
- [2 IMPORTANT, RETAIN FOR FUTURE REFERENCE:](#)
- [3 Cleaning and Maintenance](#)
- [4 Feedback and Help](#)
- [5 Documents / Resources](#)
- [6 Related Posts](#)

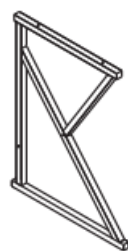
## B07QX2BYDH Gaming Computer Desk



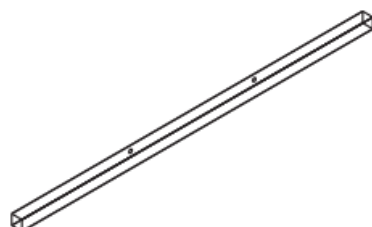
**A** (1 x)



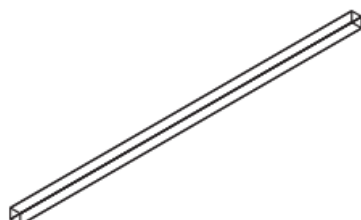
**B** (1 x)



**C** (2 x)



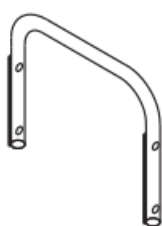
**D** (1 x)



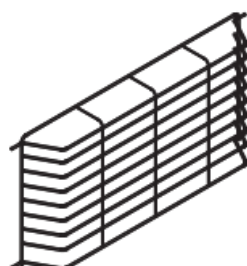
**E** (1 x)



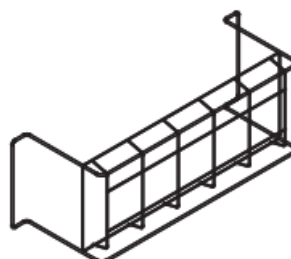
**F** (2 x)



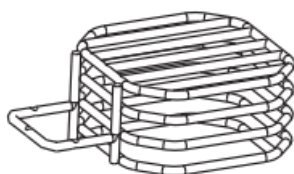
**G** (2 x)



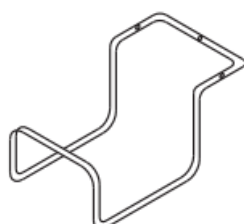
**H** (1 x)



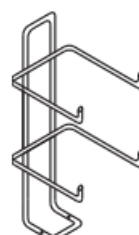
**I** (1 x)



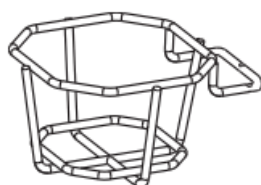
**J** (2 x)



**K** (1 x)



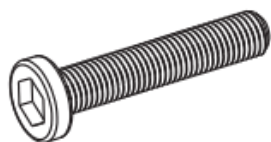
**L** (1 x)



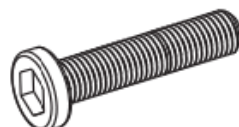
**M** (1 x)



**N** (1 x)



**O** (12 x)  
M6 x 35 mm



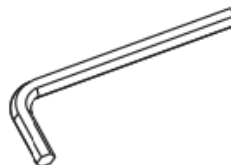
**P** (8 x)  
M6 x 25 mm



**Q** (2 x)  
M6



**R** (25 x)  
Ø4 X 16 mm



**S** (1 x)

Read these instructions carefully and retain them for future use.

If this product is passed to a third party, then these instructions must be included.

When using the product, basic safety precautions should always be followed to reduce the risk of injury including the following:

- For domestic use only.
- This product must be assembled by a competent adult.
- Keep children away while assembling up the product.
- Do not let children climb on or play with the product.
- Always use on a firm, level ground.
- Regularly verify that all the components and fasteners (hardware) are secure.
- Do not use this product if any parts are missing, are damaged or worn,
- To avoid scratching the floor, assemble the product on a soft surface, such as a carpet.
- Do not over tighten the fasteners.
- Regularly examine the product for wear and tear. Replace at first sign of damage or if parts become detached.
- Do not lean on or sit on the product.
- Do not overload the product. Do not exceed maximum load of 110 lbs (60 kg) for desk shelf and 45 lbs (20 kg) for display shelf.



**IMPORTANT, RETAIN FOR FUTURE REFERENCE:**

## **READ CAREFULLY**

### **Before First Use**

Check the product for transport damages.

Nelaem Risk of suffocation! Keep any packaging materials away from children — these materials are a potential source of danger, e.g. suffocation.



## Cleaning and Maintenance

### Cleaning

- To clean, wipe with a soft, slightly moist cloth.
- Never use corrosive detergents, wire brushes, abrasive scourers, metal or sharp utensils to clean the product.

### Maintenance

- Regularly check that all the components and fasteners are tightened.
- Store in a cool and dry place away from children and pets, ideally in original packaging.
- Avoid any vibrations and shocks.



## Feedback and Help

Love it? Hate it? Let us know with a customer review.

AmazonBasics is committed to delivering customer-driven products that live up to your high standards. We encourage you to write a review sharing your experiences with the product.



US: [amazon.com/review/review-your-purchases#](https://amazon.com/review/review-your-purchases#)

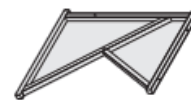
UK: [amazon.co.uk/review/review-your-purchases#](https://amazon.co.uk/review/review-your-purchases#)



US: [amazon.com/gp/help/customer/contact-us](https://amazon.com/gp/help/customer/contact-us)

UK: [amazon.co.uk/gp/help/customer/contact-us](https://amazon.co.uk/gp/help/customer/contact-us)

1



C (2 x)



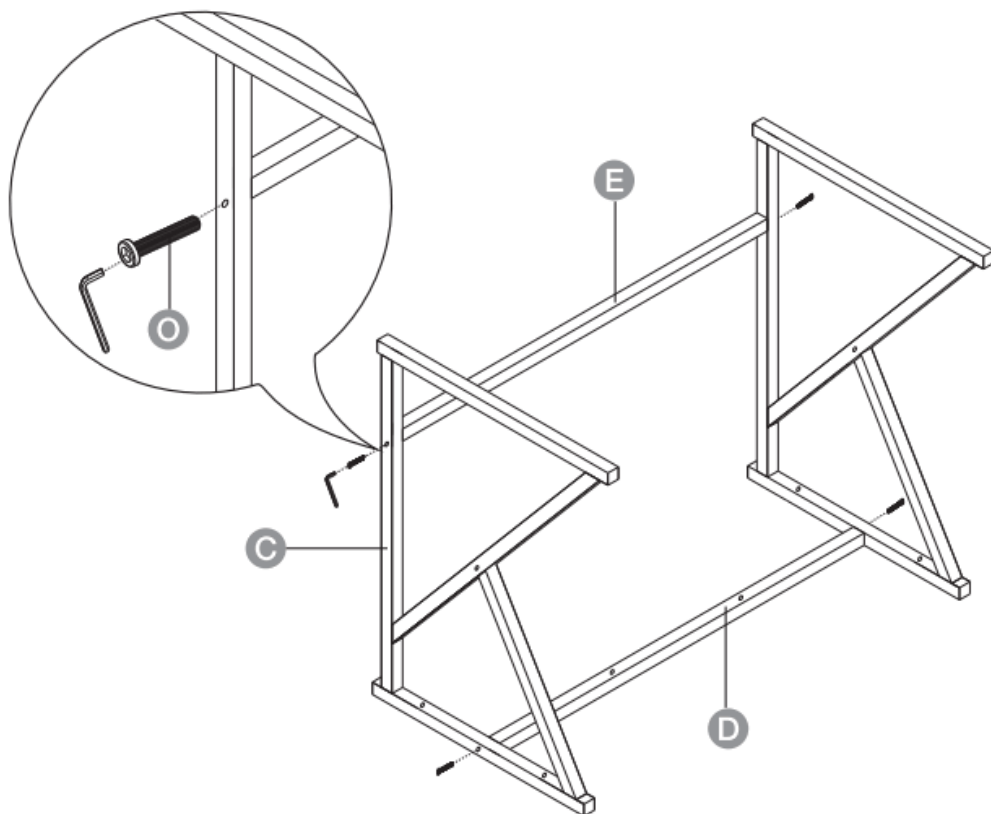
D (1 x)



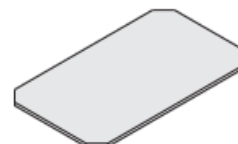
E (1 x)



O (4 x)



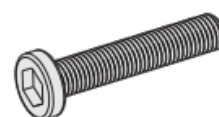
2



A (1 x)



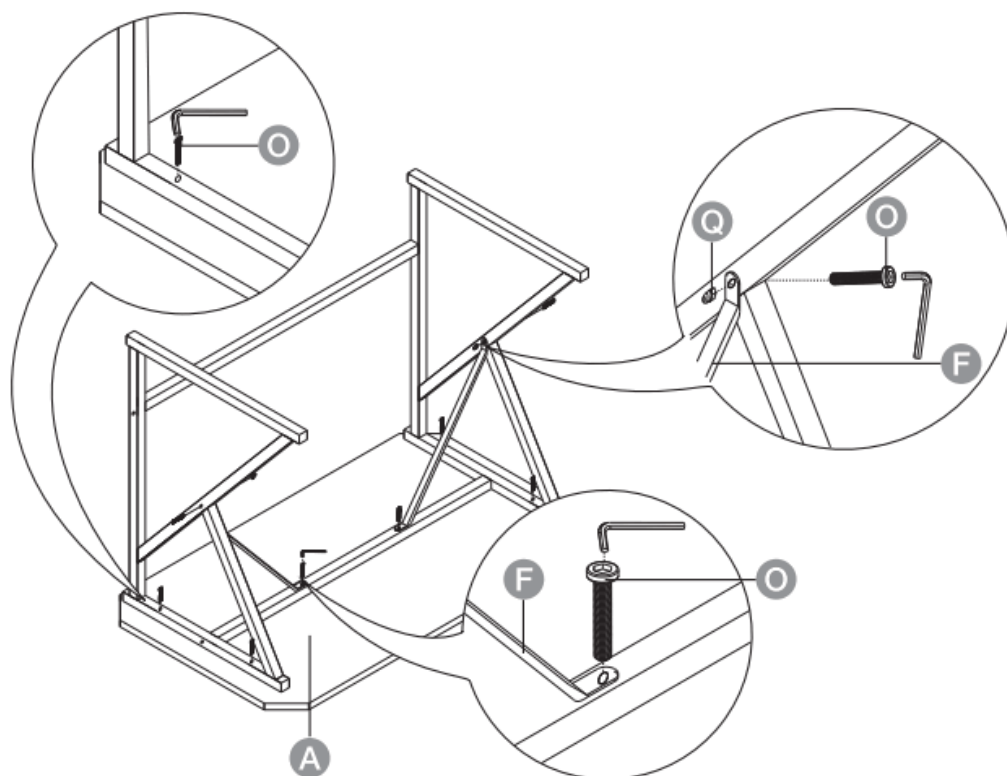
F (2 x)



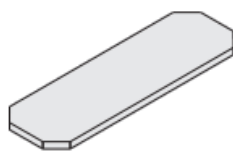
O (8 x)



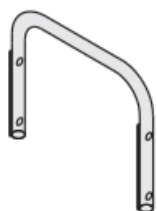
Q (2 x)



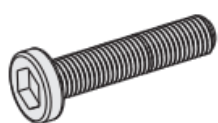
3



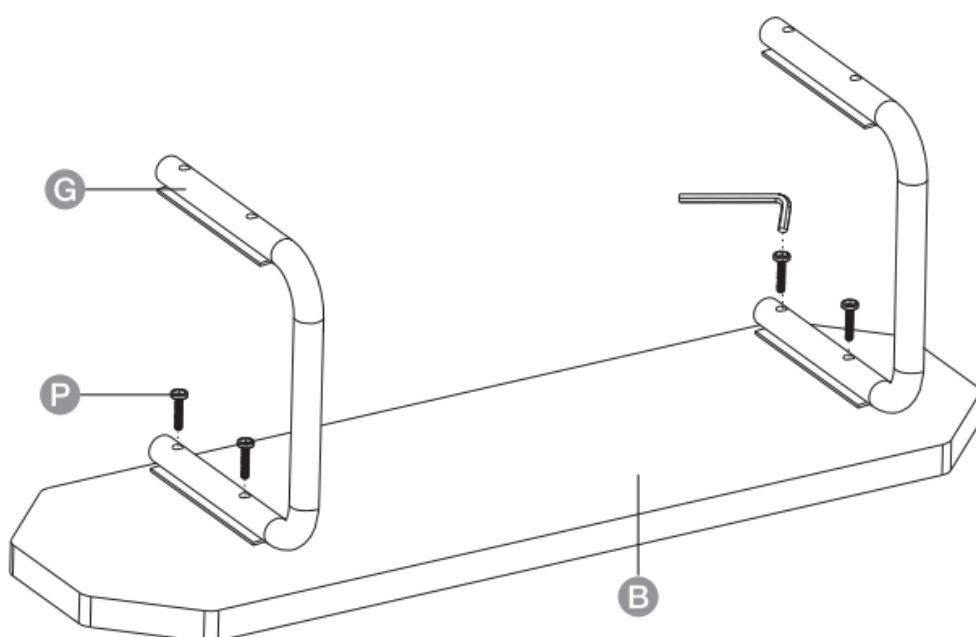
B (1 x)



G (2 x)



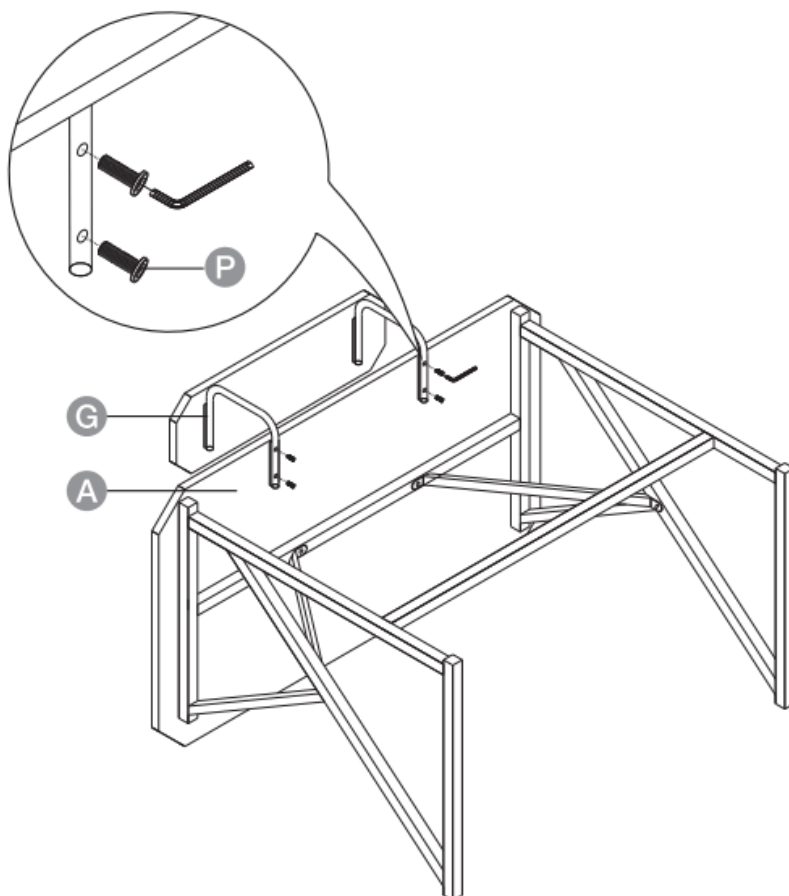
P (4 x)



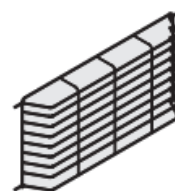
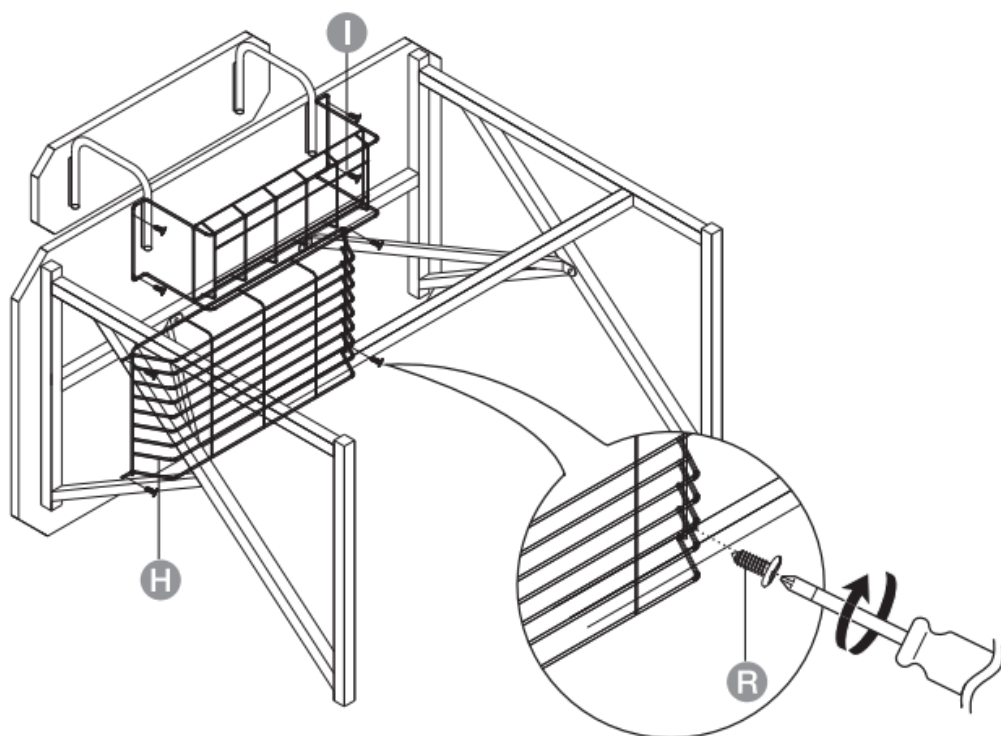
4



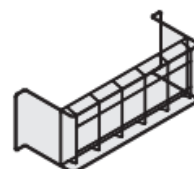
P (4 x)



5



H (1 x)

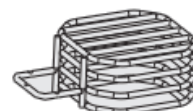
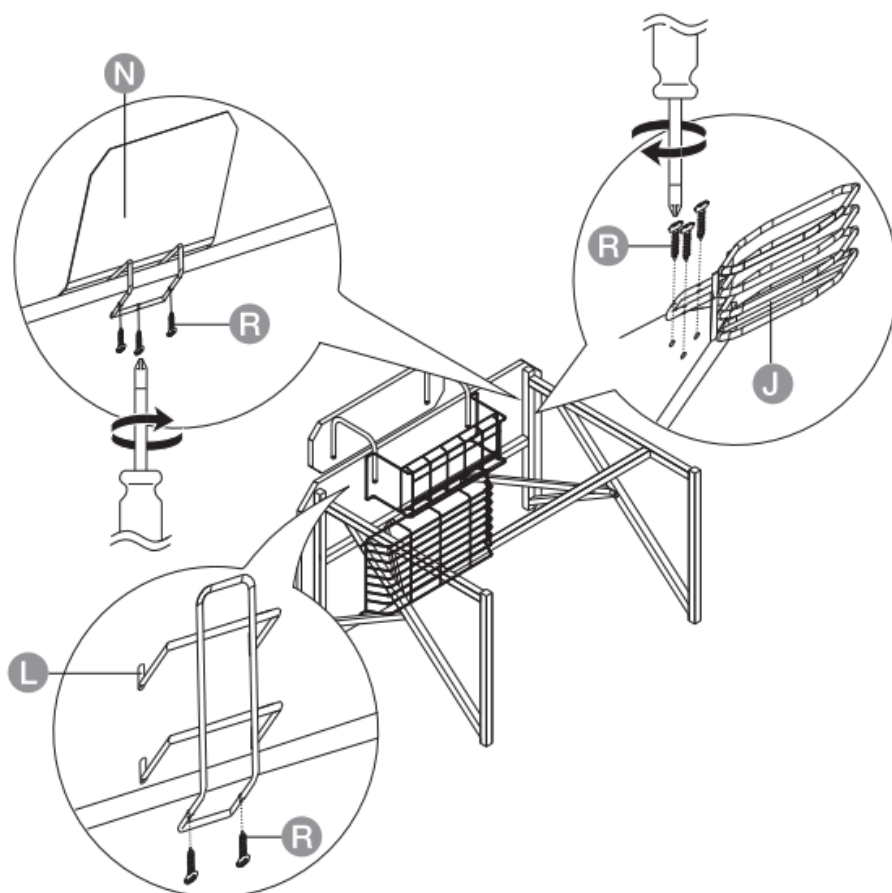


I (1 x)

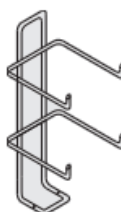


R (8 x)

6



J (1 x)



L (1 x)



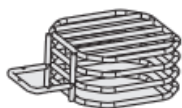
N (1 x)



R (8 x)



7



J (1 x)



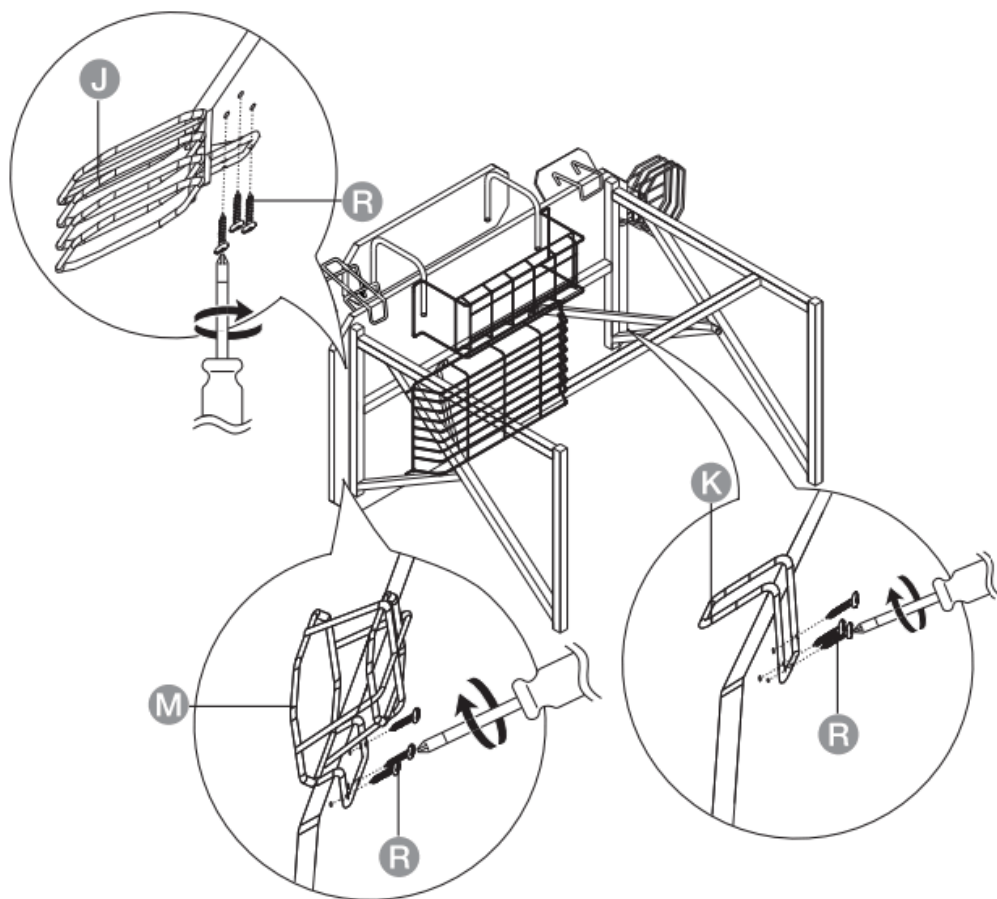
K (1 x)



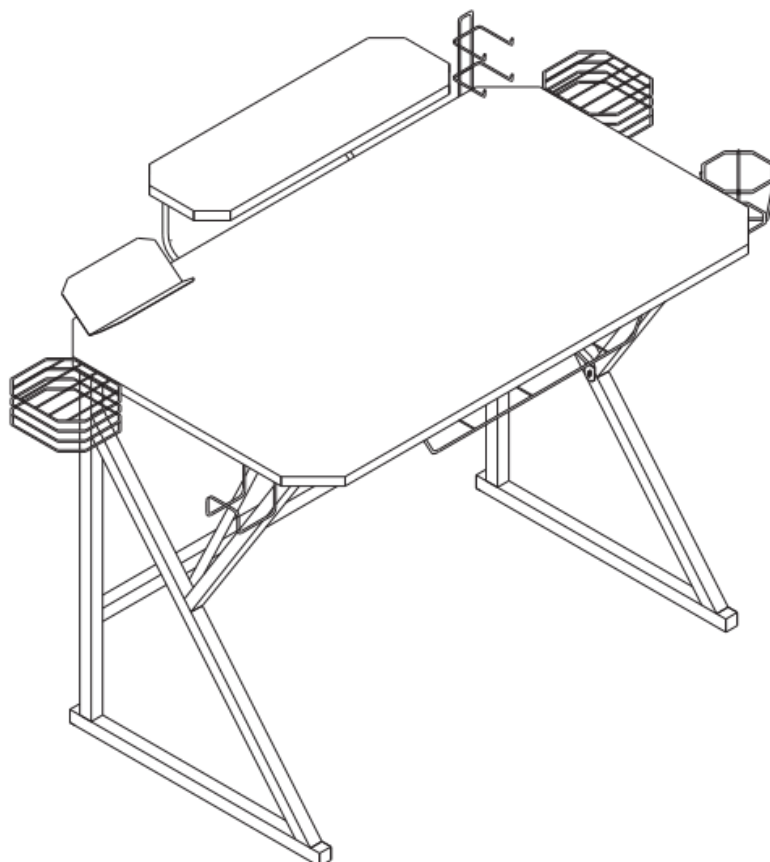
M (1 x)



R (9 x)



8



[illegible]

**Manuals+,**