



## amazon basics B07P Series Classic Computer Desk with Shelves User Guide

[Home](#) » [amazon basics](#) » amazon basics B07P Series Classic Computer Desk with Shelves User Guide 

# amazon basics

B07P Series Classic Computer  
Desk with Shelves  
User Guide



## Contents

- [1 Classic Computer Desk with Shelves](#)
- [2 Before First Use](#)
- [3 Cleaning and Maintenance](#)
- [4 Feedback and Help](#)
- [5 Contents](#)
- [6 Assembly](#)
- [7 Documents / Resources](#)
- [8 Related Posts](#)

## Classic Computer Desk with Shelves

### IMPORTANT SAFEGUARDS



Read these instructions carefully and retain them for future use. If this product is passed to a third party, then these instructions must be included.

When using the product, basic safety precautions should always be followed to reduce the risk of injury including the following:

When using the product, basic safety precautions should always be followed to reduce the risk of injury including the following:

- For domestic use only.
- This product must be assembled by a competent adult.
- Keep children away while assembling up the product.
- Do not let children climb on or play with the product.
- Always use on a firm, level ground.
- Regularly verify that all the components and fasteners (hardware) are secure.
- Do not use this product if any parts are missing, are damaged or worn.
- To avoid scratching the floor, assemble the product on a soft surface, such as a carpet.
- Do not over tighten the fasteners (hardware).
- Regularly examine the product for wear and tear. Replace at first sign of damage or if parts become detached.
- Do not lean on or sit on the product.
- Do not overload the product. Do not exceed maximum load of 110 lbs (50 kg).

### IMPORTANT, RETAIN FOR FUTURE REFERENCE: READ CAREFULLY

#### Before First Use

- Check for transport damages.



**DANGER** Risk of suffocation! Keep any packaging materials away from children — these materials are a potential source of danger, e.g. suffocation.

#### Cleaning and Maintenance

## Cleaning

- To clean, wipe with a soft, slightly moist cloth.
- Never use corrosive detergents, wire brushes, abrasive scourers, metal or sharp utensils to clean the product.

## Maintenance

- Regularly check that all the components and fasteners (hardware) are tightened.
- Store in a cool and dry place away from children and pets, ideally in original packaging.
- Avoid any vibrations and shocks.

## Feedback and Help

We would love to hear your feedback. To ensure we are providing the best customer experience possible, please consider writing a customer review.

Scan QR Code below with your phone camera or QR reader:



[https://www.amazon.com/review/review-your-purchases/listing/?ref=250627\\_UM\\_CR](https://www.amazon.com/review/review-your-purchases/listing/?ref=250627_UM_CR)



UK: [amazon.co.uk/review/review-your-purchases#](https://www.amazon.co.uk/review/review-your-purchases#)

If you need help with your Amazon Basics product, please use the website or number below.



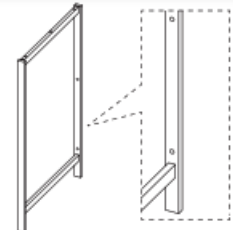

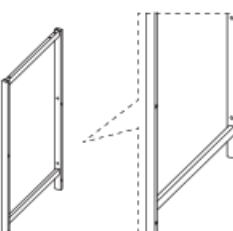

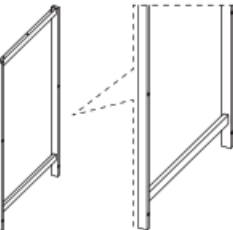







US: [amazon.com/gp/help/customer/contact-us](https://www.amazon.com/gp/help/customer/contact-us)

UK: [amazon.co.uk/gp/help/customer/contact-us](https://www.amazon.co.uk/gp/help/customer/contact-us)



+1877-485-0385 (US Phone Number)

## Contents

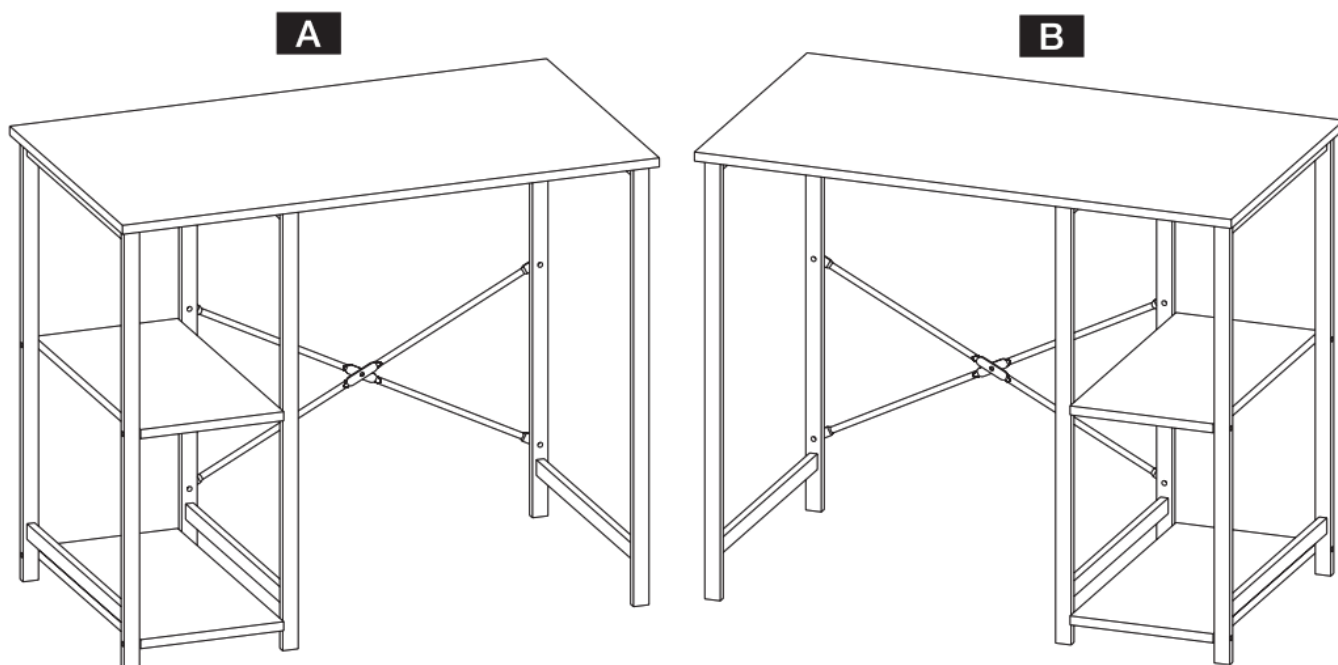
A		x1	1	 M6 x 35 mm	x9
B		x1	2	 M6 x 20 mm	x4
C		x1	3	 M6 x 12 mm	x1
D		x2	4	 M6	x5
E		x1	5	 5 x 55 mm	x8
F		x2	6		x1

## You will need




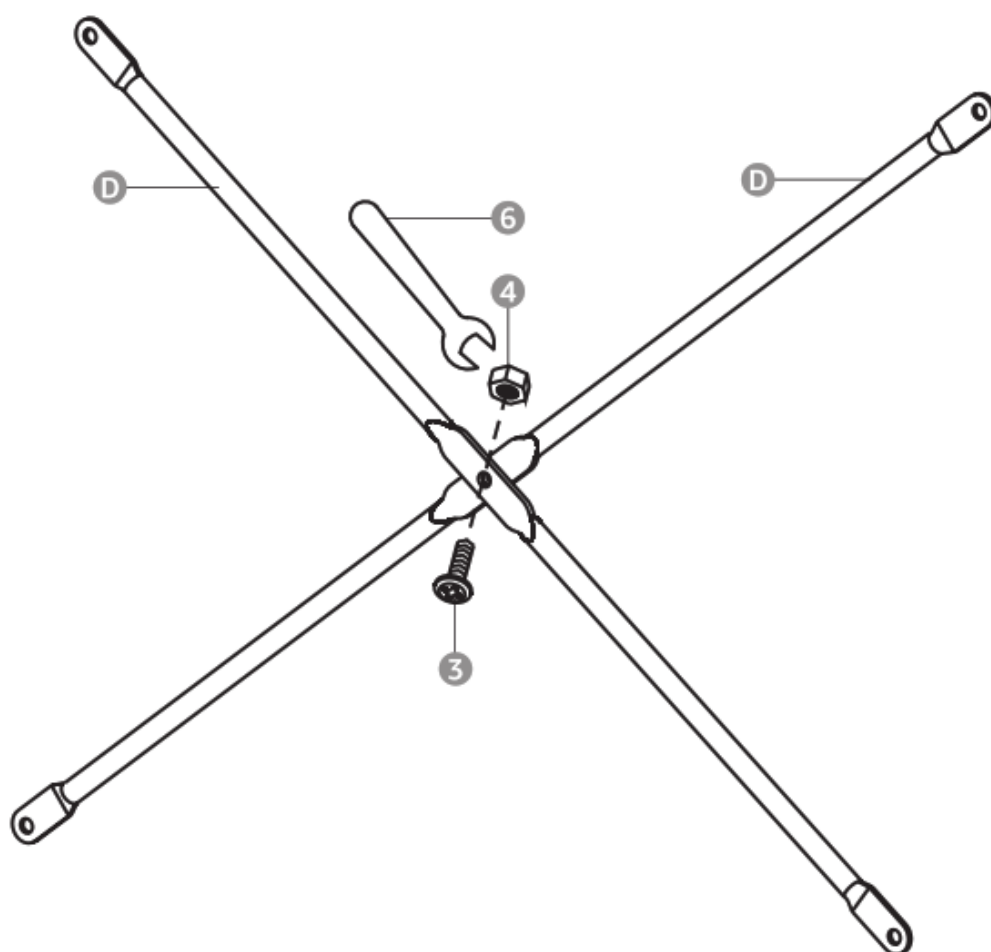
Don't tighten screws completely until product is fully assembled.

## Assembly




**1: A+B**  
**Hardware needed**

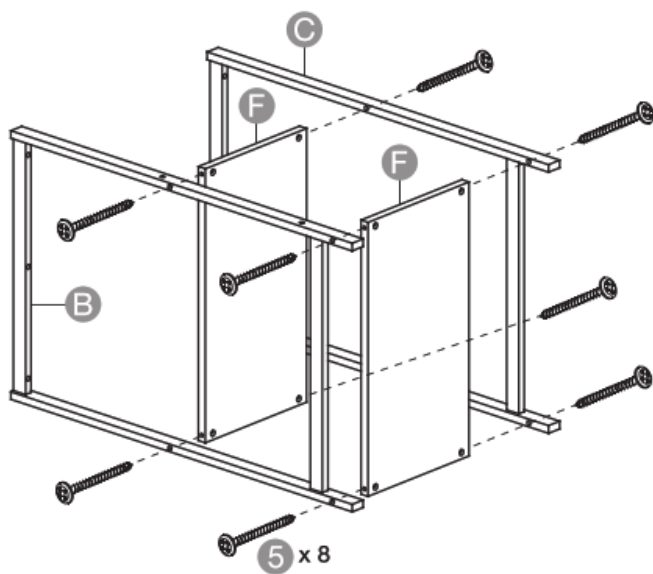
3	 M6 x 12 mm	x 1	4	 M6	x 1	6		x 1
---	--	-----	---	--	-----	---	--	-----



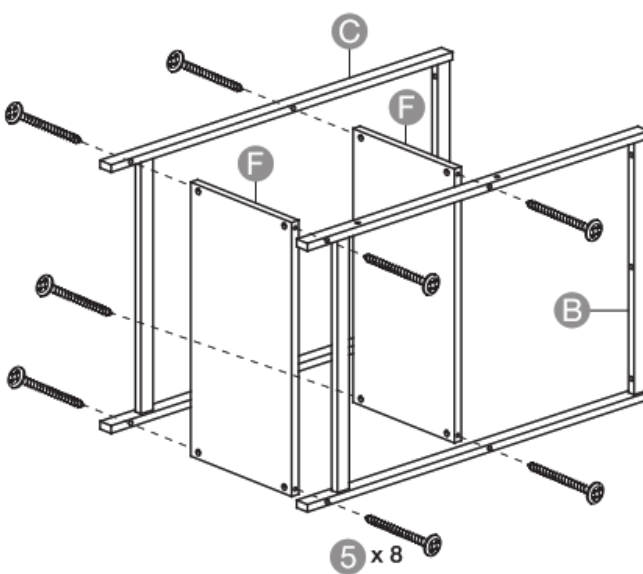
**Hardware needed**


5		x 8
5 x 55 mm		

**A**

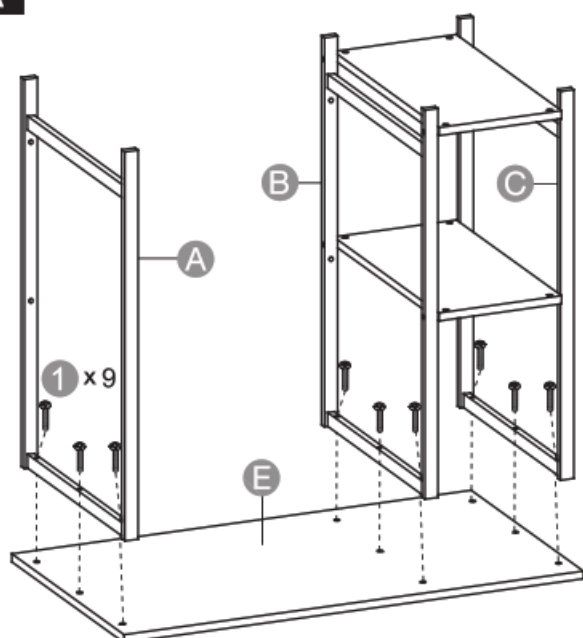


**B**

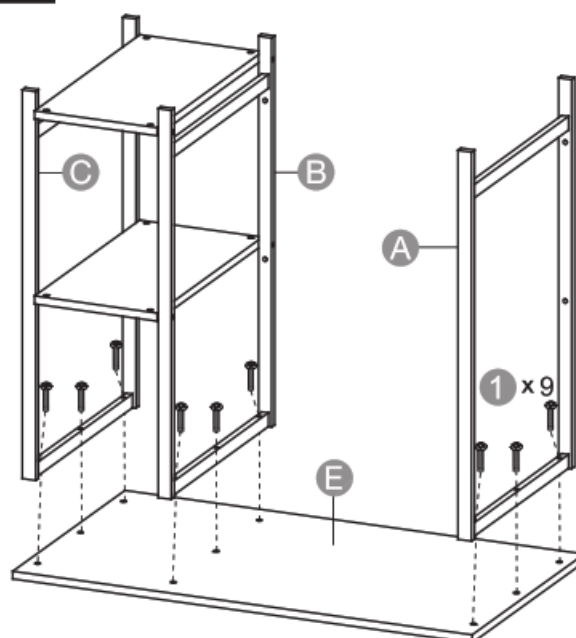


2		x 9
M6 x 35 mm		

**A**

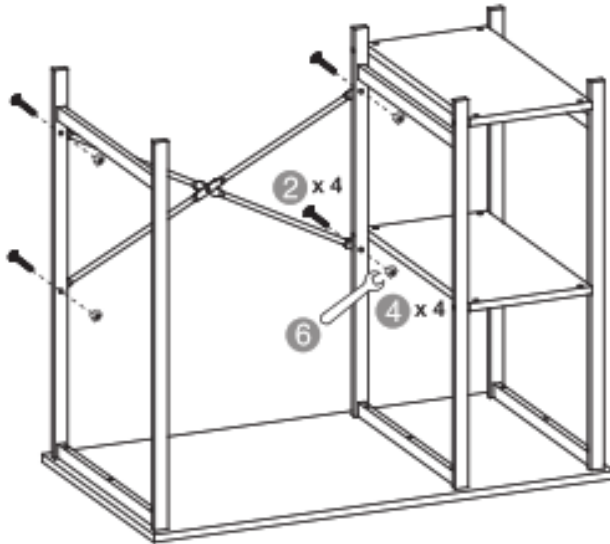


**B**

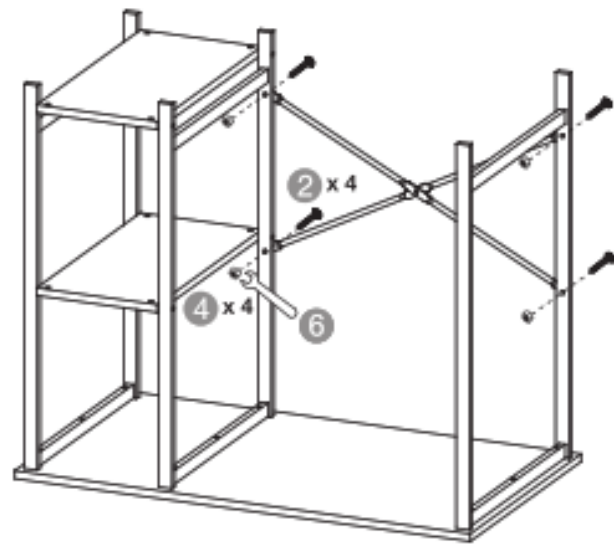




**A**

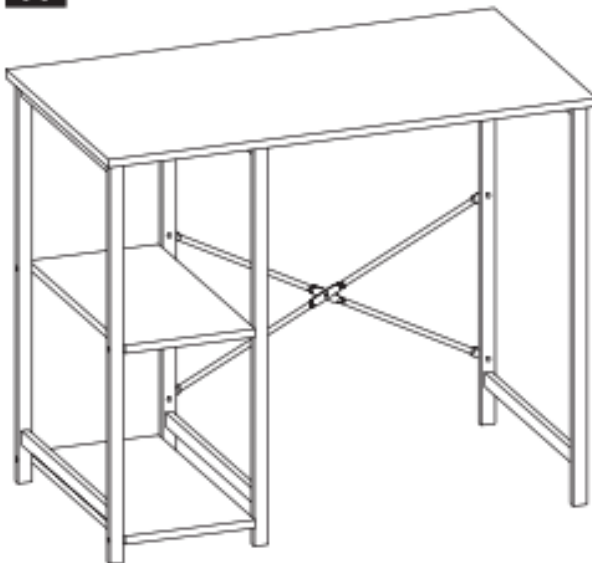


**B**

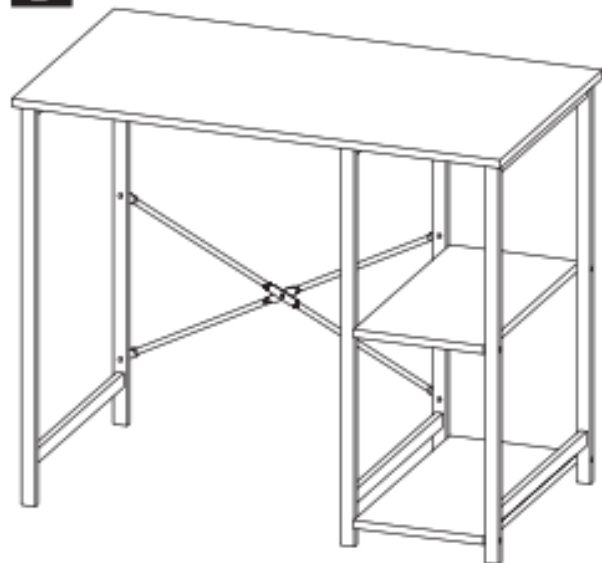



**5:**

**A**



**B**



 Fully tighten all screws after assembling.

# amazon basics

[amazon.com/AmazonBasics](https://amazon.com/AmazonBasics)

MADE IN CHINA

V02-09/22

## Documents / Resources

