

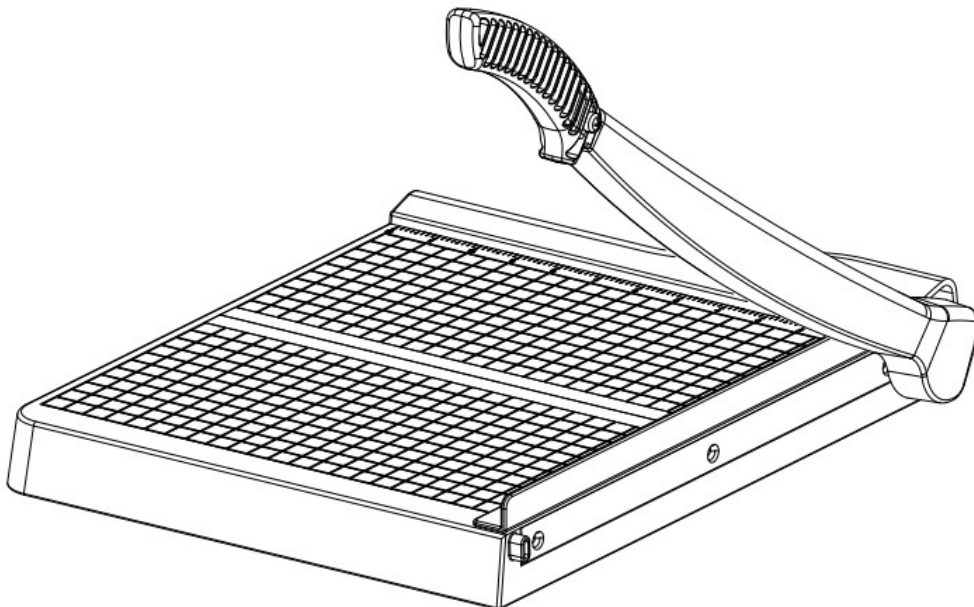


amazon basics B07LFH2MGH 10 Sheet Capacity Paper Trimmer User Guide

[Home](#) » [amazon basics](#) » amazon basics B07LFH2MGH 10 Sheet Capacity Paper Trimmer User Guide 

amazon basics

Paper Trimmer, 10 Sheet Capacity
B07LFH2MGH, B07LFHSRNB

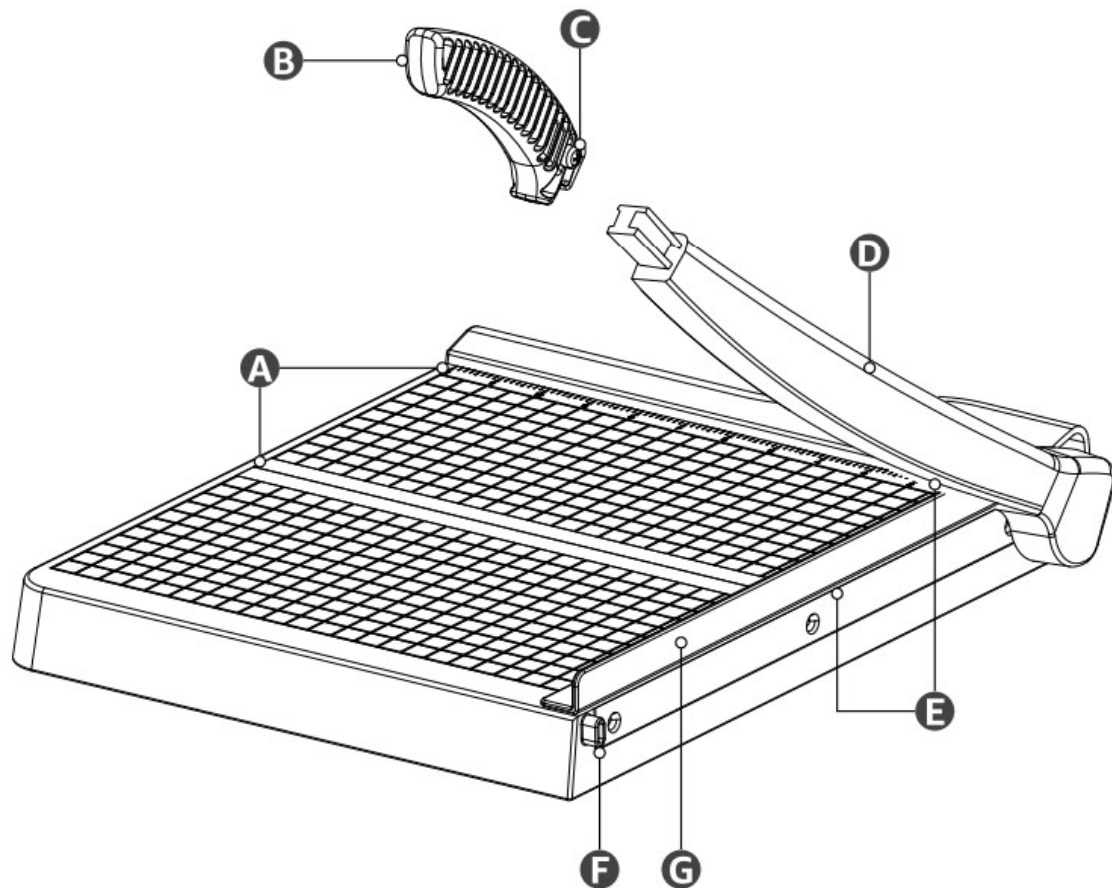


Contents

- 1 Contents
- 2 **IMPORTANT SAFEGUARDS**
- 3 Intended use
- 4 Before First Use
- 5 Assembly
- 6 Operation
- 7 Cleaning and Maintenance
- 8 Disposal
- 9 Specifications
- 10 Feedback and Help
- 11 Documents / Resources
 - 11.1 References
- 12 Related Posts


Contents

Before getting started, ensure the package contains the following components:



- A. Guide rulers (metric + imperial)
- B. Handle
- C. Handle screw
- D. Blade latch
- E. Blades
- F. Blade latch locking pin
- G. Guard rail

You will need



IMPORTANT SAFEGUARDS



Read these instructions carefully and retain them for future use. If this product is passed to a third party, then these instructions must be included.

When using the product, basic safety precautions should always be followed to reduce the risk of injury including the following:



CAUTION Risk of cuts!



The product's blades are sharp. Keep hands and fingers away from the cutting area.

- Keep this product away from children.
- Do not carry the product by the blade or the handle.
- Do not attempt to dislodge jammed debris with a sharp object.
- Always operate the product on a flat, level surface.
- Do not operate the product without the guard rail in place.

Intended use

- This product is intended for trimming paper only. Do not trim materials with metallic or plastic content.
- This product is intended for household and office use only. It is not intended for commercial use.
- No liability will be accepted for damages resulting from improper use or noncompliance with these instructions.

Before First Use

Check for transport damages.



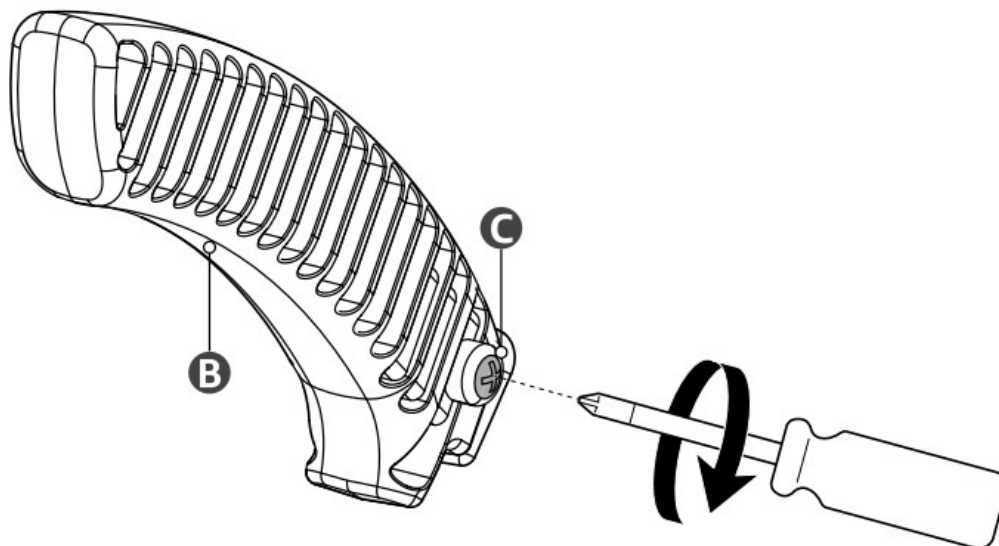
CAUTION Risk of suffocation!

Keep any packaging materials away from children – these materials are a potential source of danger, e.g. suffocation.

Assembly

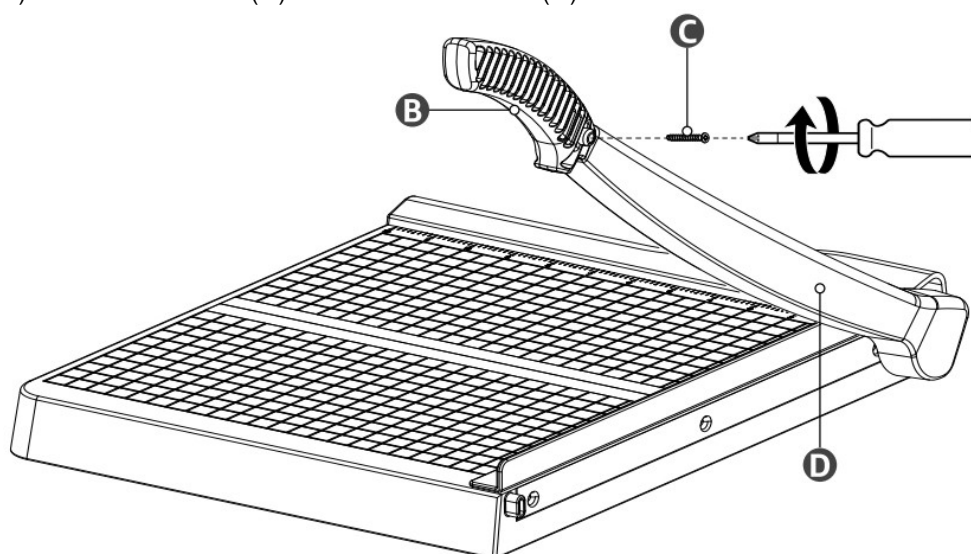
Step 1:

Loosen the handle screw (C) from the handle (B).



Step 2:

Fix the handle (B) to the blade latch (D) with a handle screw (C).



Operation

6.1 Paper trimming



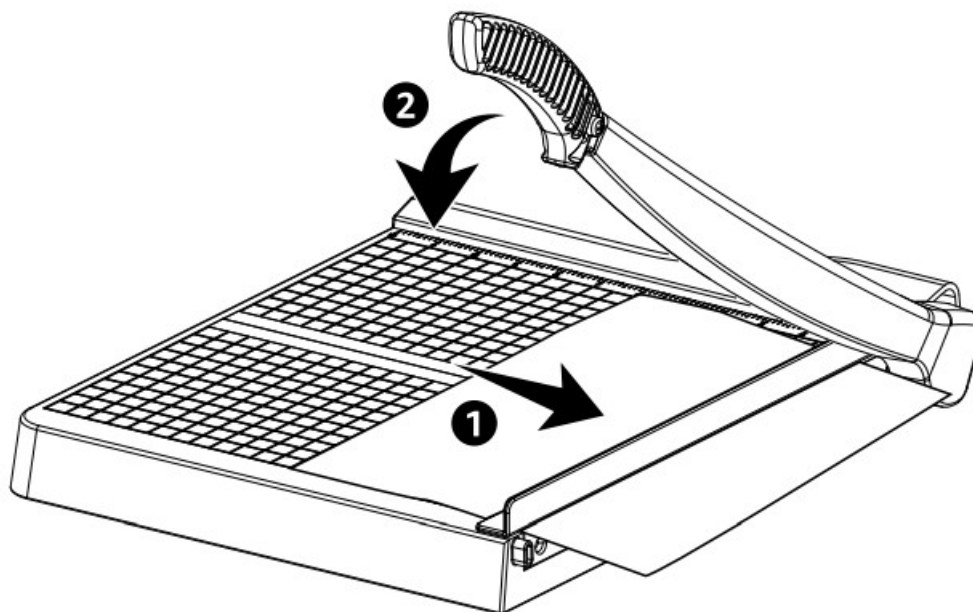
CAUTION Risk of cuts!



The product's blades are sharp. Keep hands and fingers away from the cutting area.

NOTICE

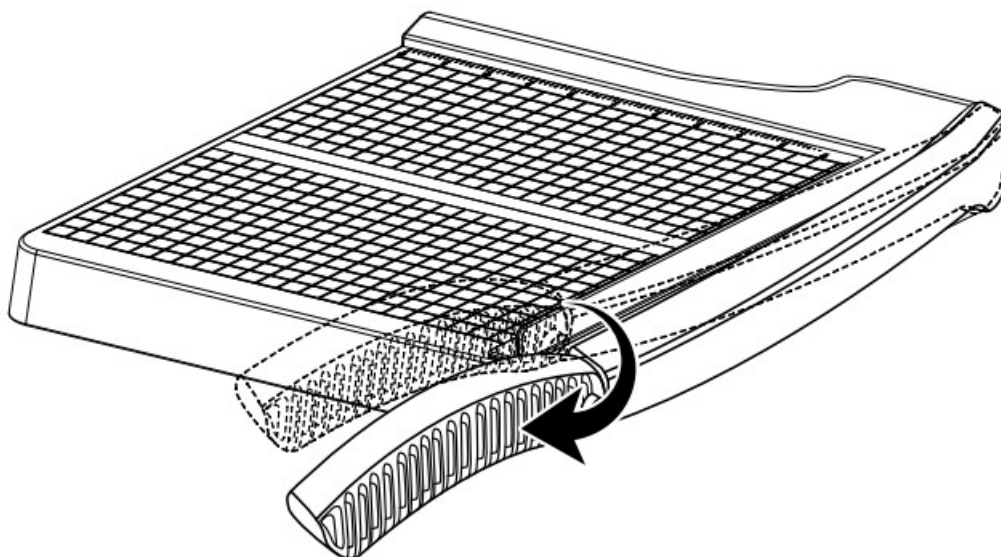
- Do not trim more than 10 paper sheets at a time.
- Remove staples, paper clips etc. from the paper sheets.
- Slide the paper sheets under the protective guard rail (G).
- Pull down the blade latch by the handle.



6.2 Locking the blade latch

NOTICE Always lock the blade latch (D) when not in use.

To lock, pull the blade latch (D) and place it on the locking pin (F).



Cleaning and Maintenance

7.1 Cleaning

- To clean, wipe with a soft, slightly moist cloth.
- Never use corrosive detergents, wire brushes, abrasive scourers, metal or sharp utensils to clean the product.

7.2 Maintenance

- For best performance, lubricate the blades with lubricant (not provided) every 3 months.
- Store in a cool and dry place away from children and pets, ideally in original packaging.
- Avoid any vibrations and shocks.

Disposal



Dispose of the product according to local regulations. If in doubt, consult your local authorities.

Specifications

Model:	B07LFH2MGH	B07LFHSRNB
Cutting Length:	12" (30.5 cm)	15" (38.1 cm)
Dimensions (W x H x D):	20.6 x 2.6 x 13.6" (52.3 x 6.5 x 34.5 cm)	23.6 x 2.6 x 13.6" (59.9 x 6.5 x 34.5 cm)
Maximum capacity:	10 paper sheets	

9.1 Importer Information

	For EU
Postal:	Amazon EU S.a r.L., 38 avenue John F. Kennedy, L-1855 Luxembourg
Business Reg.:	134248
	For UK
Postal:	Amazon EU SARL, UK Branch, 1 Principal Place, Worship St, London EC2A 2FA, United Kingdom
Business Reg.:	BR017427

Feedback and Help

We would love to hear your feedback. To ensure we are providing the best customer experience possible, please consider writing a customer review.

Scan QR Code below with your phone camera or QR reader:

US:



https://www.amazon.com/review/review-your-purchases/listing/?ref=HPB_UM_CR



UK: [amazon.co.uk/review/review-your-purchases#](https://www.amazon.co.uk/review/review-your-purchases#)

If you need help with your Amazon Basics product, please use the website or number below.



US: [amazon.com/gp/help/customer/contact-us](https://www.amazon.com/gp/help/customer/contact-us)

UK: [amazon.co.uk/gp/help/customer/contact-us](https://www.amazon.co.uk/gp/help/customer/contact-us)

