


amazon basics B07L46QK32 Water Filter Inline with Flexible Hose Protector



## amazon basics B07L46QK32 Water Filter Inline with Flexible Hose Protector Instruction Manual

[Home](#) » [amazon basics](#) » amazon basics B07L46QK32 Water Filter Inline with Flexible Hose Protector Instruction Manual 

### Contents

- [1 amazon basics B07L46QK32 Water Filter Inline with Flexible Hose Protector](#)
- [2 Product Information](#)
- [3 IMPORTANT SAFEGUARDS](#)
- [4 Contents](#)
- [5 Before First Use](#)
- [6 Using the Filter](#)
- [7 Cleaning and Maintenance](#)
- [8 Specifications](#)
- [9 Importer Information And Feedback](#)
- [10 Documents / Resources](#)
  - [10.1 References](#)



amazon basics B07L46QK32 Water Filter Inline with Flexible Hose Protector



## Product Information

### Specifications

- **Sediment filter:** 20 microns
- **Maximum water pressure:** 60 PSI (4 bar)

### FAQ

- **Q:** What should I do if the water flow decreases significantly?
  - **A:** If you notice a significant decrease in water flow, consider cleaning the filter and checking for any blockages in the supply lines.
- **Q:** Is it safe to use with water of unknown quality?
  - **A:** It is not recommended to use the product with water that is microbiologically unsafe or of unknown quality without proper purification.

## IMPORTANT SAFEGUARDS

Read these instructions carefully and retain them for future use. If this product is passed to a third party, then these instructions must be included.

When using the product, basic safety precautions should always be followed to reduce the risk of injury including the following:

### CAUTION

- Do not use the product with water that is microbiologically unsafe/unknown quality, without adequate purification.

- The product is not designed to remove all disease-causing germs.

## NOTICE

Filter life depends on water quality and usage. Replace 3 months after first use or when an undesirable taste/odor appears. Also replace if the water flow decreases significantly.

- Follow the installation instructions to reduce risk of property damage due to water leakage.
- Do not exceed water pressure of 60 PSI (4 bar). Use water pressure regulator if needed (not provided).
- Remove the filter before descaling other equipment to avoid any damage.

## For EU only:



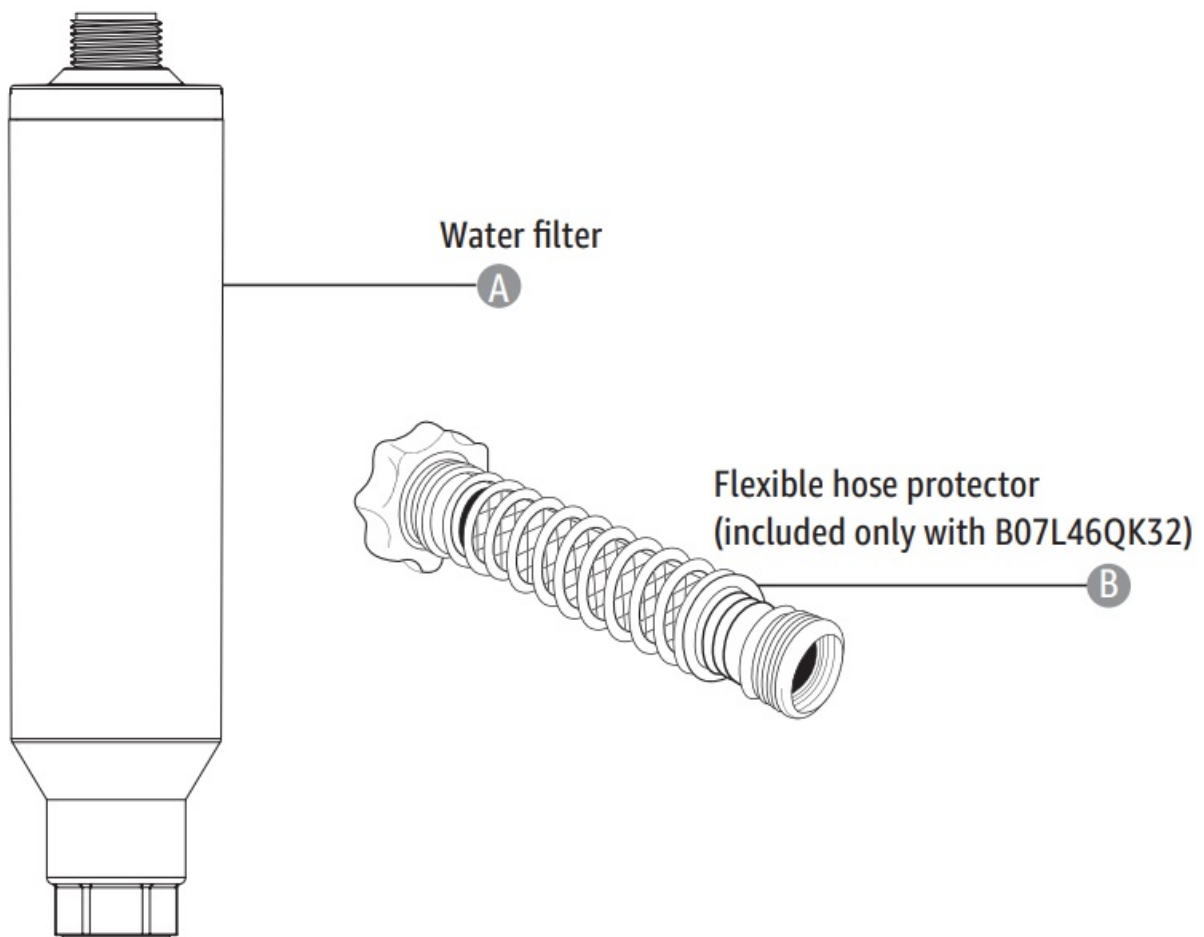
- This symbol identifies that the materials used in the product are safe for food contact and comply with Regulation (EC) No 1935/2004.

## Intended Use

- This product is intended to reduce water impurities and protect against bad taste, odours, sediments, and chlorine. It can be attached to any standard gardening or water hose. It is ideal for filtering drinking water (for example, for RVs, boats, and campers), gardening, washing vehicles etc.
- This product is intended for household outdoor use only. It is not intended for commercial use.

## Contents

**Before getting started, ensure the package contains the following components:**



## Before First Use

- Check for transport damages.
- Remove the plastic dust caps on inlet and outlet fittings. Do not discard them, they may be used to store the filter when not in use.
- Write down the date of the first use on the product's label.

## **DANGER:** Risk of suffocation!

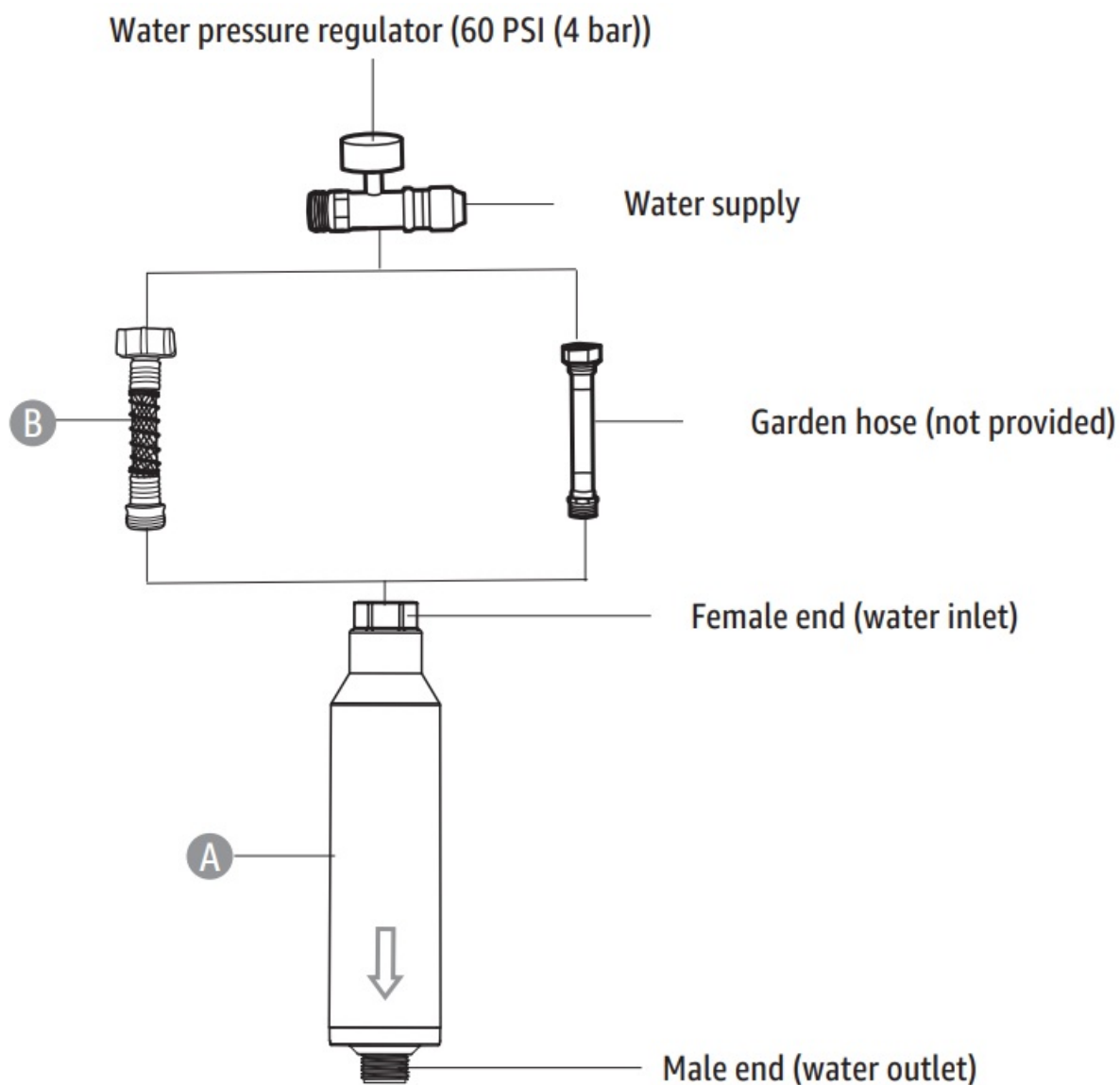
- Keep any packaging materials away from children – these materials are a potential source of danger, e.g. suffocation.

## NOTICE

- It is normal for black carbon particles to appear on the outside of the filter.
- This happens when the carbon particles have charred off during shipment. Simply wipe it off.

## Using the Filter

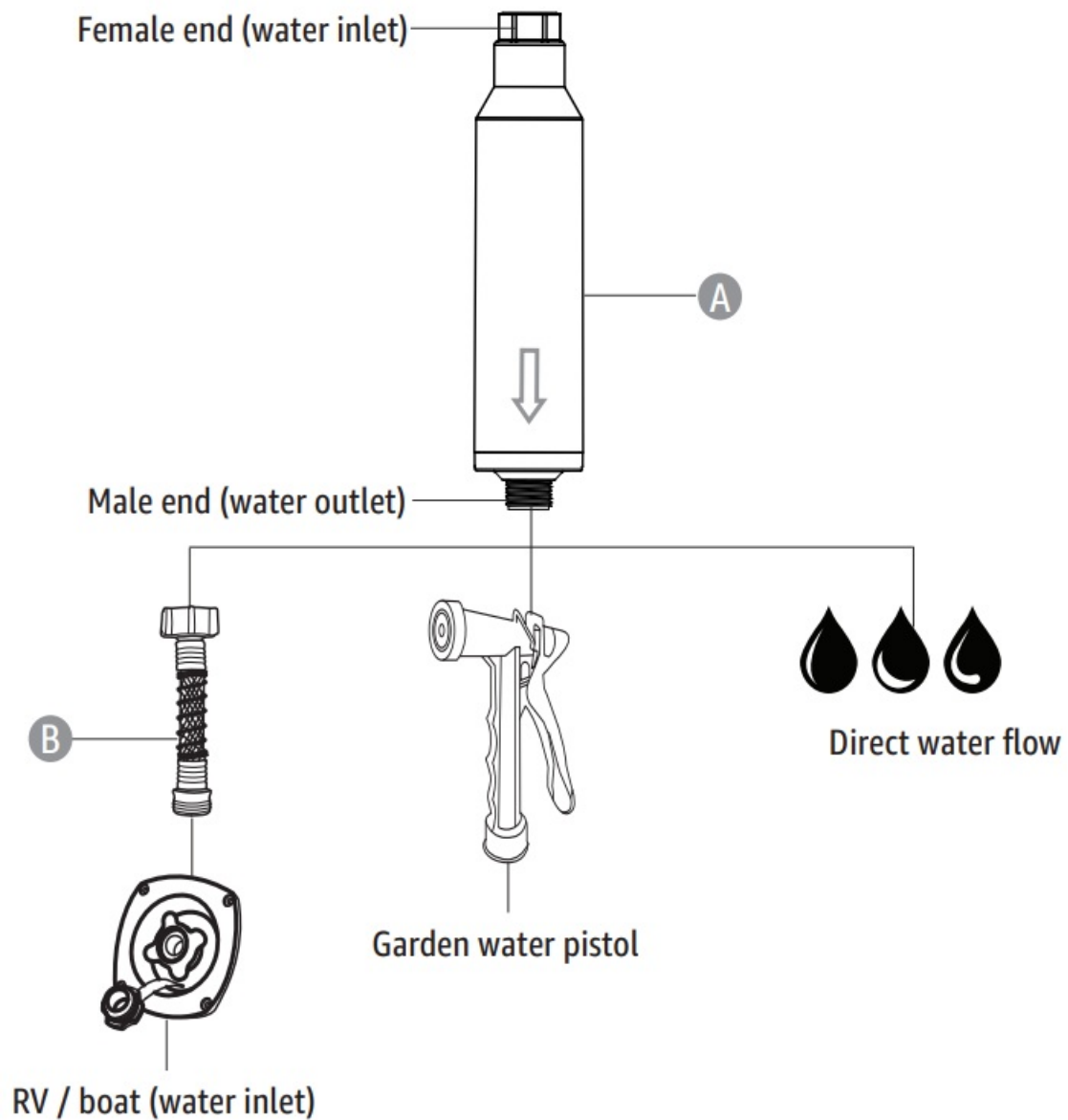
### Connecting to water supply



#### NOTICE

- Turn off the water supply before connecting the filter.
- Verify that all hose fittings are equipped with rubber washers. They ensure a tight and leak-free connection.
- The water flow must follow the direction indicated by an arrow on the product's label.

#### Receiving fresh water



## NOTICE

- When using the product for the first time, allow the water to run through for approximately 5 minutes. This helps remove the carbon particles that might have charred off during shipment.
- Screw-in the product to the fresh water supply such that the arrow on product's label points in the direction of the water flow.
- When feeding the water for the first time, do it slowly to allow the filter housing to fill with water completely.

## Cleaning and Maintenance

### Cleaning

- To clean, wipe with a soft, slightly moist cloth.
- Never use corrosive detergents, wire brushes, abrasive scourers, metal or sharp utensils to clean the product.
- To prevent bad taste of water run approximately 2 gallons (7.5 l) of water through the product if left unused for more than 4 days.


### Maintenance

- Check the components regularly to make sure all connections are tightened.
- Store the capped filter in a cool and dry place away from children and pets, ideally in original packaging.
- Replace the product after 3 months from the date of first use to prevent bacterial or fungal growth inside the product, supply lines, and storage tanks.

NOTICE

- Stored filters do not expire.
- Replace 3 months after first use or when an undesirable taste/odor appears. Also replace if the water flow decreases significantly.

Disposal

-  Dispose of the product according to local regulations. If in doubt, consult your local authorities.

Specifications

- **Sediment filter:** 20 micron
- **Maximum water pressure:** 60 PSI (4 bar)

ASIN numbers	Water filter <b>A</b>	Flexible hose protector <b>B</b>
B07L46QK32	x 1	x 1
B07L3W3W4D	x 2	-
B07L4739MX	x 4	-

Importer Information And Feedback

Importer Information

For EU

	For EU
Postal:	Amazon EU S.à r.l., 38 avenue John F. Kennedy, L-1855 Luxembourg
Business Reg.:	134248

For UK

	<b>For UK</b>
Postal:	Amazon EU SARL, UK Branch, 1 Principal Place, Worship St, London EC2A 2FA, United Kingdom
Business Reg.:	BR017427

## Feedback and Help

We would love to hear your feedback. To ensure we are providing the best customer experience possible, please consider writing a customer review.

**Scan QR Code below with your phone camera or QR reader:**

**US:**



**UK:** [amazon.co.uk/review/review-your-purchases#](https://amazon.co.uk/review/review-your-purchases#)

**If you need help with your Amazon Basics product, please use the website or number below.**


- **US:** [amazon.com/gp/help/customer/contact-us](https://amazon.com/gp/help/customer/contact-us)
- **UK:** [amazon.co.uk/gp/help/customer/contact-us](https://amazon.co.uk/gp/help/customer/contact-us)
- +1 877-485-0385 (US Phone Number)
- [amazon.com/AmazonBasics](https://amazon.com/AmazonBasics)

MADE IN CHINA

---

## Documents / Resources





amazon basics

Inline Water Filter  
Filtre à Eau Carbone  
In-Line Water Filter  
Filtre d'Appui en Ligne  
Inline Water Filter  
インラインウォーターフィルター  
B07L46QK32, B07L46QK32, B07L46QK32

Page 2	Page 27
Page 8	Page 33
Page 15	Page 40
Page 21	

[amazon basics B07L46QK32 Water Filter Inline with Flexible Hose Protector](#) [pdf] Instructi  
on Manual

B07L46QK32 Water Filter Inline with Flexible Hose Protector, B07L46QK32, Water Filter Inline  
with Flexible Hose Protector, Filter Inline with Flexible Hose Protector, Flexible Hose Protector,  
Hose Protector, Protector

References

- [a Amazon Sign In](#)
- [a Amazon Sign In](#)
- [a Amazon Sign In](#)
- [a Amazon Sign In](#)
- [a Connexion Amazon](#)
- [a Connexion Amazon](#)
- [a Amazon Iniciar sesión](#)
- [a Amazon Basics](#)
- [a Amazon Sign-In](#)
- [a Amazon Anmelden](#)
- [a Amazon Sign In](#)
- [a Iniciar sesión en Amazon](#)
- [a Iniciar sesión en Amazon](#)
- [a Connexion Amazon](#)
- [a Connexion Amazon](#)
- [a Amazon Accedi](#)
- [a Amazon Accedi](#)
- [a Inloggen bij Amazon](#)
- [a Inloggen bij Amazon](#)
- [User Manual](#)