



amazon basics B07KRWYN4R HDMI to HDMI Audio Converter Extractor User Manual

[Home](#) » [amazon basics](#) » amazon basics B07KRWYN4R HDMI to HDMI Audio Converter Extractor User Manual



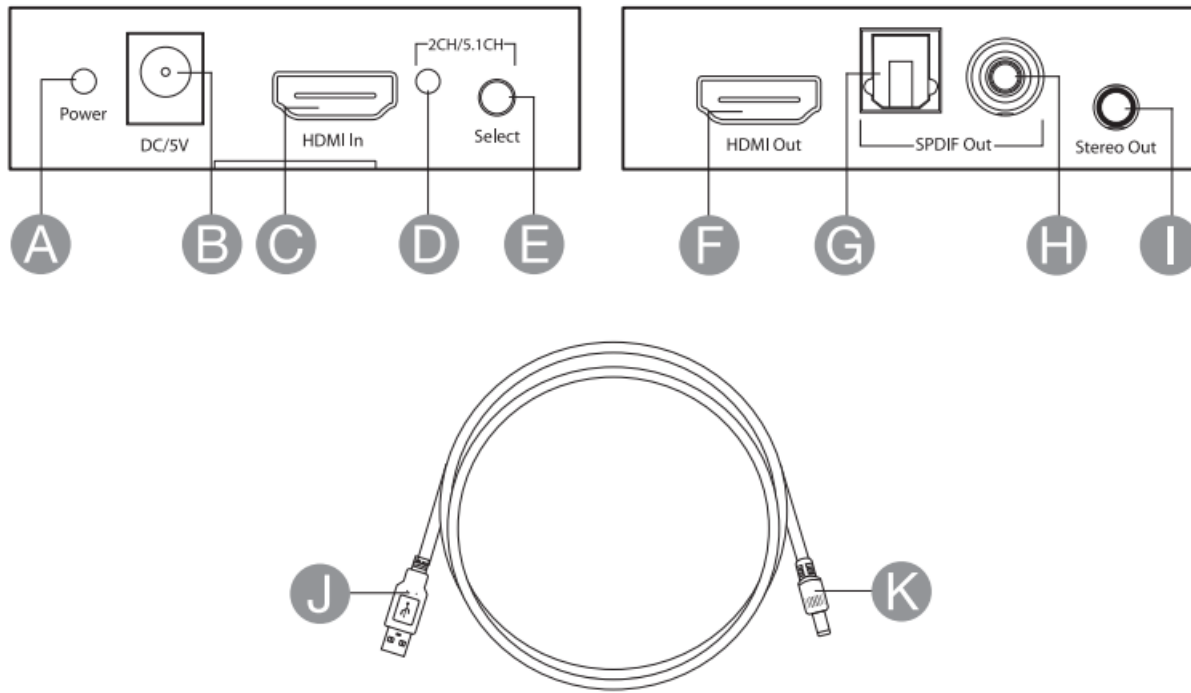
amazon basics B07KRWYN4R HDMI to HDMI Audio Converter Extractor User Manual



Contents

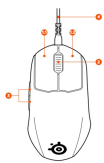
- 1 Contents
- 2 IMPORTANT SAFEGUARDS
- 3 Connection
- 4 Channel setting
- 5 Cleaning and Maintenance
- 6 FCC – Supplier's Declaration of Conformity
- 7 Disposal
- 8 Specifications
- 9 Warranty Information
- 10 Documents / Resources
- 11 Related Posts

Before getting started, ensure the package contains the following components:



- A** Power indicator
- B** DC/5V socket
- C** HDMI In socket
- D** Channel indicator
- E** Select button
- F** HDMI Out socket
- G** Toslink socket
- H** Coaxial socket
- I** Stereo Out socket
- J** USB plug
- K** DC plug

IMPORTANT SAFEGUARDS



Read these instructions carefully and retain them for future use. If this product is passed to a third party, then these instructions must be included.

When using electrical appliances, basic safety precautions should always be followed to reduce the risk of fire, electric shock, and/ or injury to persons including the following:

- Do not touch the connectors with wet hands.
- Make sure that the cable is neither kinked nor pinched.

Intended Use

- This product is intended for extracting the audio signal from an HDMI signal
- This product is intended to be used in dry indoor areas only.
- No liability will be accepted for damages resulting from improper use or non-compliance with these instructions.

Before First Use

Check for transport damages.



DANGER Risk of suffocation! Keep any packaging materials away from children – these materials are a potential source of danger, e.g. suffocation.

Connection

Switch off all devices before connecting the cables.

| | | |
|----------------------|---------|---|
| DC/5V socket | | Connect the DC plug to this socket. Connect the USB plug to a PC or a power adapter with USB output. |
| HDMI In | | Connect this socket to the HDMI source device, e.g. Blu-ray player. |
| HDMI Out | | Connect this socket to an HDMI monitor or projector. |
| SPDIF Out | Toslink | Connect these sockets to the input of an amplifier or stereo system. |
| | Coaxial | |
| Stereo Out | | Connect this socket to the input of an amplifier or stereo system. |

The **Power** indicator lights up red, when the product is supplied with power.

The **Power** indicator lights up purple, when the product is receiving/transmitting signals.

All 3 audio output ports can work simultaneously.

Channel setting

Press the Select button (E) to toggle between following settings:

- 2.0 CH – the channel indicator (D) is off
- 5.1 CH – the channel indicator (D) lights up red

NOTICE

The default setting is 2.0 CH. 5.1 CH audio output is only supported by the Toslink (G) and coaxial (H) sockets. The audio source needs to support 5.1 CH output, otherwise the actual output is still 2.0 CH. If you select 5.1 CH, there will be no audio output on the Stereo Out socket (I).

Cleaning and Maintenance



DANGER

Risk of electric shock! To prevent electric shock, unplug before cleaning.



DANGER

Risk of electric shock! During cleaning do not immerse the electrical parts of the product in water or other liquids. Never hold the product under running water.

- To clean, wipe with a soft, dry cloth.
- Never use corrosive detergents, wire brushes, abrasive scourers, metal or sharp utensils to clean the product.

FCC – Supplier's Declaration of Conformity

| | |
|---------------------------------|---|
| Unique Identifier | BO7KRVVYN4R HDMI Audio Extractor |
| Responsible Party | Amazon.com Services, Inc |
| U.S. Contact Information | 410 Terry Ave N. Seattle, WA 98109, United States |
| Telephone Number | (206) 266-1000 |

FCC Compliance Statement

1. This device complies with Part 15 of the FCC rules. Operation is subject to the following two conditions:
 1. this device may not cause harmful interference, and
 2. this device must accept any interference received,
including interference that may cause undesired operation.
2. Changes or modifications not expressly approved by the party responsible for compliance could void the user's authority to operate the equipment.

FCC Interference Statement

This equipment has been tested and found to comply with the limits for a Class B digital device, pursuant to part 15 of the FCC Rules. These limits are designed to provide reasonable protection against harmful interference in a residential installation. This equipment generates, uses and can radiate radio frequency energy and, if not installed and used in accordance with the instructions, may cause harmful interference to radio communications. However, there is no guarantee that interference will not occur in a particular installation. If this equipment does cause harmful interference to radio or television reception, which can be determined by turning the equipment off and on, the user is encouraged to try to correct the interference by one or more of the following measures:

- Reorient or relocate the receiving antenna.
- Increase the separation between the equipment and receiver.
- Connect the equipment into an outlet on a circuit different from that to which the receiver is connected.
- Consult the dealer or an experienced radio/TV technician for help.

Canada IC Notice

This Class B digital apparatus complies with Canadian CAN ICES-3(B) / NMB-3(B) standard.

Simplified EU Declaration of Conformity

- Hereby, Amazon EU Sarl declares that the radio equipment type BO7KRWYN4R is in compliance with Directive 2014/53/ EU.
- The full text of the EU declaration of conformity is available at the following internet address:
https://www.amazon.co.uk/amazon_private_brand_EU_compliance

Disposal



The Waste Electrical and Electronic Equipment (WEEE) Directive aims to minimise the impact of electrical and electronic goods on the environment, by increasing re-use and recycling and by reducing the amount of WEEE going to landfill. The symbol on this product or its packaging signifies that this product must be disposed separately from ordinary household wastes at its end of life. Be aware that this is your responsibility to dispose of electronic equipment at recycling centers in order to conserve natural resources. Each country should have its collection centers for electrical and electronic equipment recycling. For information about your recycling drop off area, please contact your related electrical and electronic equipment waste management authority, your local city office, or your household waste disposal service.

Specifications

Voltage/current: 5 V, 250 mA

Video input/output: 2 x HDMI socket

Audio outputs: 1 x Toslink 1 x Coaxial 1 x 3.5 mm stereo

Supported bandwidth: 300 MHz/3 Gbps per channel

Supported video resolution: 8-bit 4K (30 Hz) 12-bit 1080p (60 Hz) 12-bit 720p/1080i (60 Hz)

Supported audio: 2.0 Channel 5.1 Channel Dolby Digital DTS Digital

Operating conditions: 0 to +45 °C, 10 — 85 % RH

Storage conditions: -10 to +70 °C, 5 — 90 % RH

Dimensions (W x H x D): approx. 2.4 x 0.79 x 2.79 in (6.1 x 2 x 7.1 cm)

Net weight: approx. 0.35 lbs (159 g)

Warranty Information

To obtain a copy of the warranty for this product:



US: amazon.com/AmazonBasics/Warranty

UK: amazon.co.uk/basics-warranty



US: +1-866-216-1072

UK: +44 (0) 800-279-7234

Feedback and Help

Love it? Hate it? Let us know with a customer review.

AmazonBasics is committed to delivering customer-driven products that live up to your high standards. We encourage you to write a review sharing your experiences with the product.



US: amazon.com/review/review-your-purchases#


UK: amazon.co.uk/review/review-your-purchases#



US: amazon.com/gp/help/customer/contact-us

UK: amazon.co.uk/gp/help/customer/contact-us

Documents / Resources

| | |
|---|--|
|  <small>© 2016 by Amazon.com, Inc. or its affiliates. All rights reserved. Amazon.com, the Amazon.com logo, Amazon Basics, the Amazon Basics logo, and the Amazon Basics logo are trademarks of Amazon.com, Inc. or its affiliates. All other trademarks are the property of their respective owners.</small> | amazon basics B07KRWYN4R HDMI to HDMI Audio Converter Extractor [pdf] User Manual B07KRWYN4R HDMI to HDMI Audio Converter Extractor, B07KRWYN4R, HDMI to HDMI Audio Converter Extractor, HDMI Audio Converter Extractor, Audio Converter Extractor, Converter Extractor, Extractor |
|---|--|