



# amazon basics B07G3MPY5Z Platform Cat Tree Furniture User Manual

[Home](#) » [amazon basics](#) » amazon basics B07G3MPY5Z Platform Cat Tree Furniture User Manual 

## Contents

- [1 amazon basics B07G3MPY5Z Platform Cat Tree Furniture](#)
- [2 Safety Instructions](#)
- [3 Cleaning and Maintenance](#)
- [4 Feedback and Help](#)
- [5 Contents](#)
- [6 Assembly](#)
- [7 contact](#)
- [8 Documents / Resources](#)
  - [8.1 References](#)

  
amazon basics B07G3MPY5Z Platform Cat Tree Furniture



## Safety Instructions

Read these instructions carefully and retain them for future use. If this product is passed to a third party, then these instructions must be included. When using the product, basic safety precautions should always be followed to reduce the risk of injury including the following:

**WARNING** Do not let children climb on or play with the unit.

- Store the product in a dry and clean area.
- Handle with care.
- Regularly check if all screw connections are tight and if all parts are attached safely.
- To avoid scratching the floor, assemble the unit on a soft surface such as a carpet.
- Do not place heavy items on the product.
- Check that the parts are correct and complete before assembly.
- The product should be placed on a flat horizontal surface.
- Do not stand or sit on the product.

**WARNING** Examine the item regularly for wear and tear and replace at first signs of damage or if parts become detached. Pets can chew items unexpectedly, remove immediately if torn or damaged. Seek immediate veterinary attention if any material is ingested.

## Cleaning and Maintenance





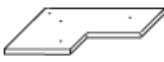

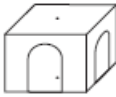







- Use a vacuum cleaner to remove dust and cat hair.
- Avoid contact with corrosive substances like acids, alkaline or similar substances.

## Feedback and Help

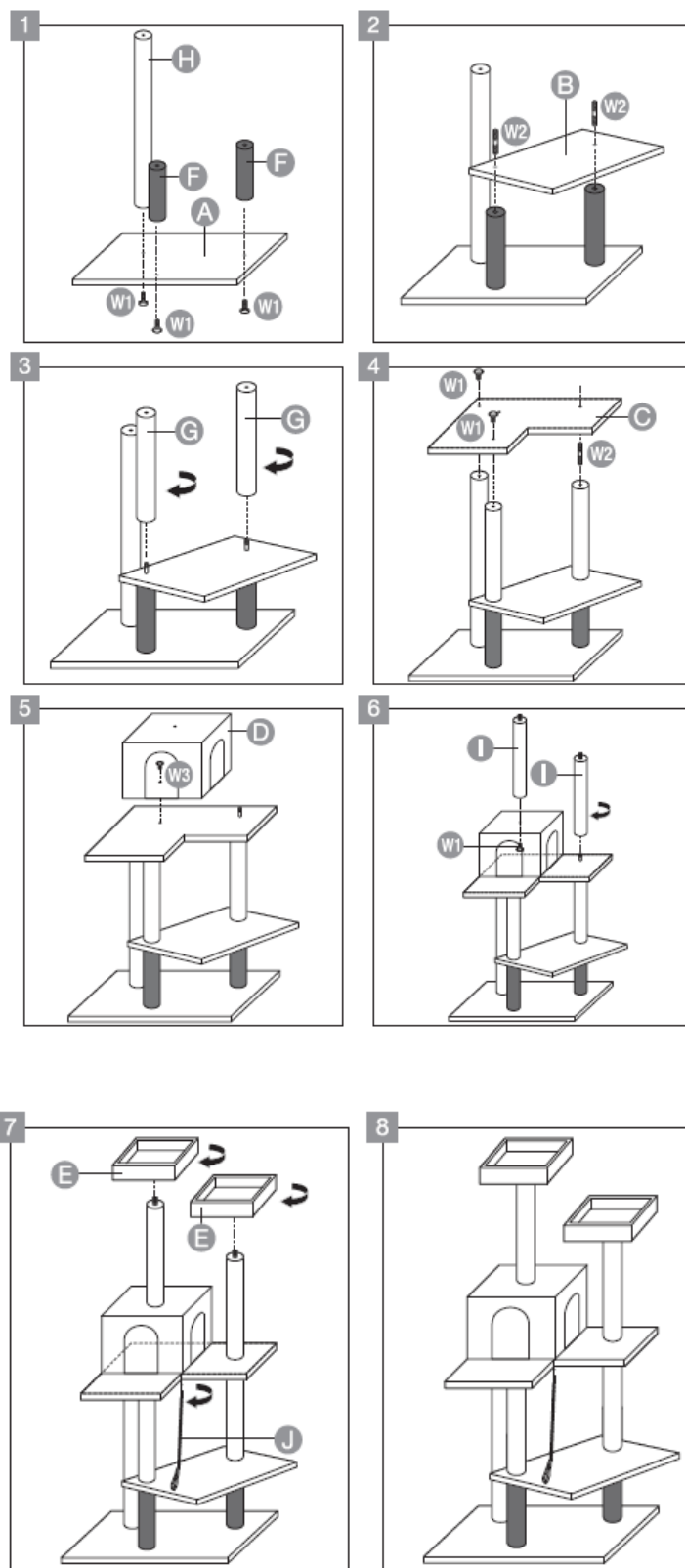
Love it? Hate it? Let us know with a customer review.

AmazonBasics is committed to delivering customer-driven products that live up to your high standards. We encourage you to write a review sharing your experiences with the product.

## Contents

<b>A</b>	 21.6 x 23.6 x 0.78 in (550 x 600 x 20 mm)	x1	<b>H</b>	 22.8 in (580 mm)	x1
<b>B</b>	 23.6 x 14.3 x 0.78 in (600 x 365 x 20 mm)	x1	<b>I</b>	 15.7 in (400 mm)	x2
<b>C</b>	 	x1	<b>J</b>	 9.84 in (250 mm)	x1
<b>D</b>	 	x1	<b>K</b>	 0.19 in (5 mm)	x1
<b>E</b>	 13.7 x 13.7 x 1.96 in (350 x 350 x 50 mm)	x2	<b>W1</b>	 0.39 x 1.57 in (10 x 40 mm)	x6
<b>F</b>	 10.2 in (260 mm)	x2	<b>W2</b>	 3.34 in (85 mm)	x3
<b>G</b>	 11.8 in (300 mm)	x2	<b>W3</b>	 0.39 x 1.25 in (10 x 32 mm)	x1

## Assembly



**NOTICE** : The product is ideally suited for placement in a corner of a room.

## contact

amazon.com/ Amazon Basics

US: [amazon.com/review/review-your-purchases#](https://www.amazon.com/review/review-your-purchases#) UK: [amazon.co.uk/review/review-your-purchases#](https://www.amazon.co.uk/review/review-your-purchases#)  
 US: [amazon.com/gp/help/customer/contact-us](https://www.amazon.com/gp/help/customer/contact-us) UK: [amazon.co.uk/gp/help/customer/contact-us](https://www.amazon.co.uk/gp/help/customer/contact-us)



- User Manual