



amazon basics B0799G89YB Double Rod Garment Rack with Wheels User Manual

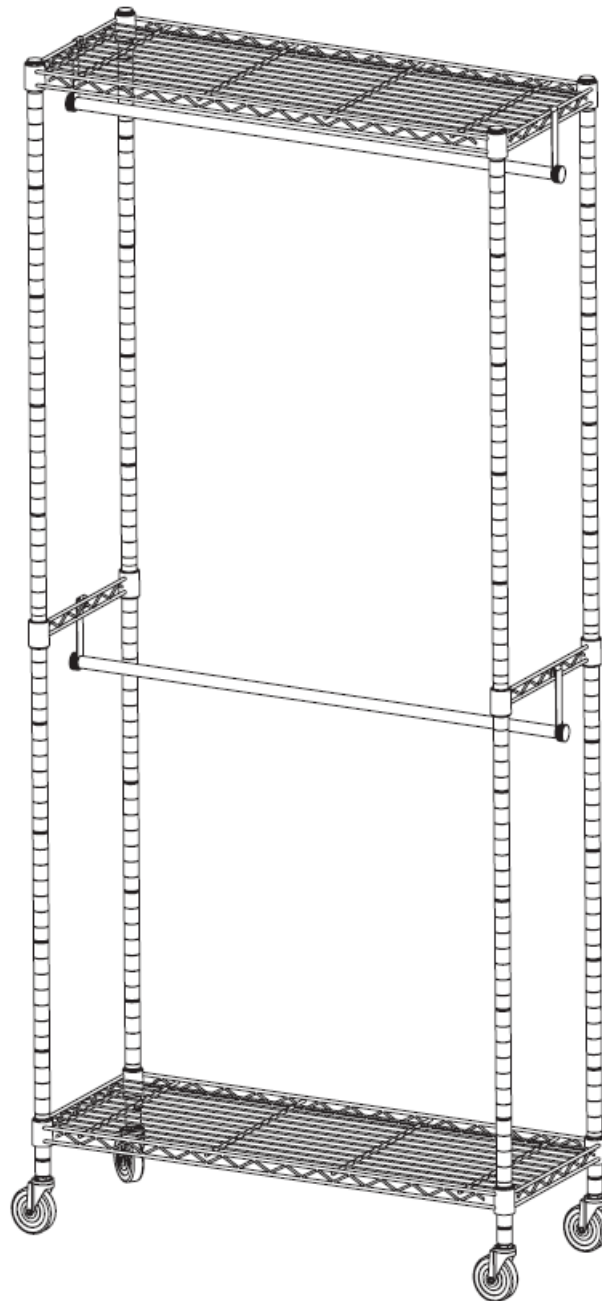
[Home](#) » [amazon basics](#) » amazon basics B0799G89YB Double Rod Garment Rack with Wheels User Manual 

Contents

- [1 amazon basics B0799G89YB Double Rod Garment Rack with Wheels](#)
- [2 IMPORTANT SAFEGUARDS](#)
- [3 PACKAGE CONTENT](#)
- [4 Assembly](#)
- [5 Cleaning and Maintenance](#)
- [6 Specifications](#)
- [7 Warranty Information](#)
- [8 Feedback and Help](#)
- [9 Documents / Resources](#)
 - [9.1 References](#)
- [10 Related Posts](#)



amazon basics B0799G89YB Double Rod Garment Rack with Wheels



IMPORTANT SAFEGUARDS

Read these instructions carefully and retain them for future use. If this product is passed to a third party, then these instructions must be included.










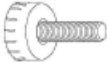
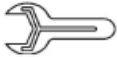
When using the product, basic safety precautions should always be followed to reduce the risk of injury including the following:

- Do not let children climb on or play with the unit.
- This product must be assembled by competent adults.
- Always use on a firm level ground.
- Do not sit or hang on the product.
- Keep the wheels locked unless there is a need to move the product.
- Check to ensure that all components and fixings of this product are secure, do not use if you have any doubts about its fitness for purpose.
- To avoid scratching the floor, assemble the shelving unit on a soft surface such as a carpet.
- Load the unit evenly and place the heaviest items on the lower shelves.


IMPORTANT, RETAIN FOR FUTURE REFERENCE:

- READ CAREFULLY
- Before First Use
- Check for transport damages.
- Risk of suffocation! Keep any packaging materials away from children – these materials are a potential source of danger, e.g. suffocation.

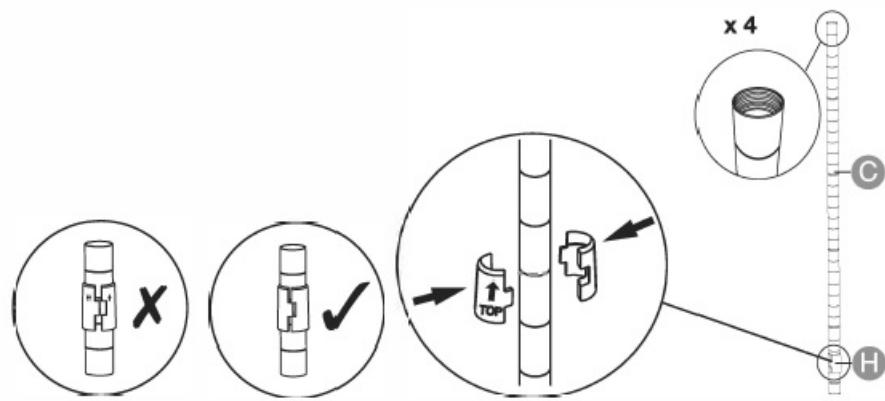
PACKAGE CONTENT

A		x2
B		x4
C		x4
D		x2
E		x2
F		x2
G		x2
H		x12
I		x4
J		x4
K		x1

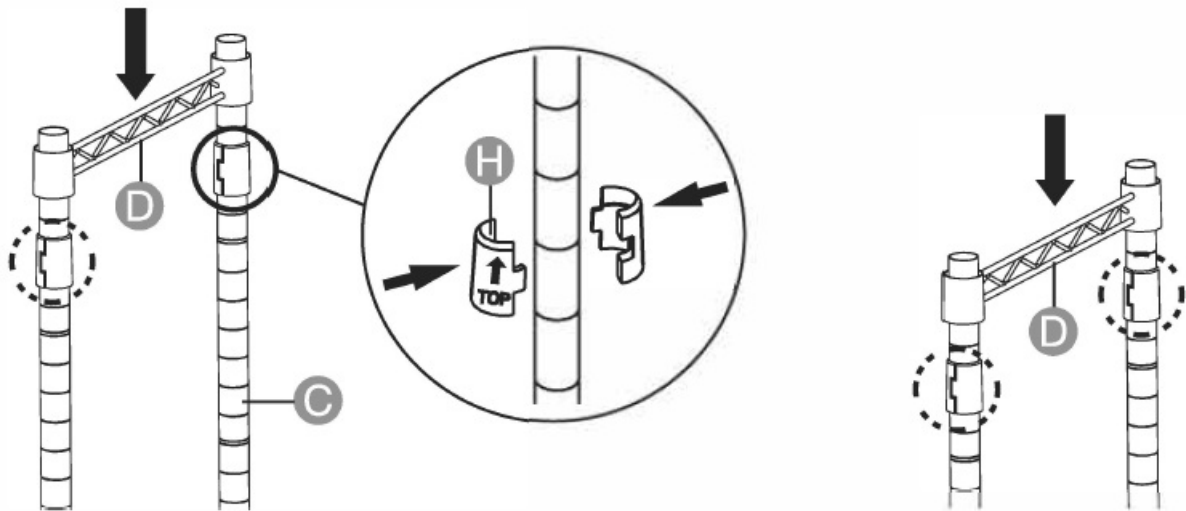
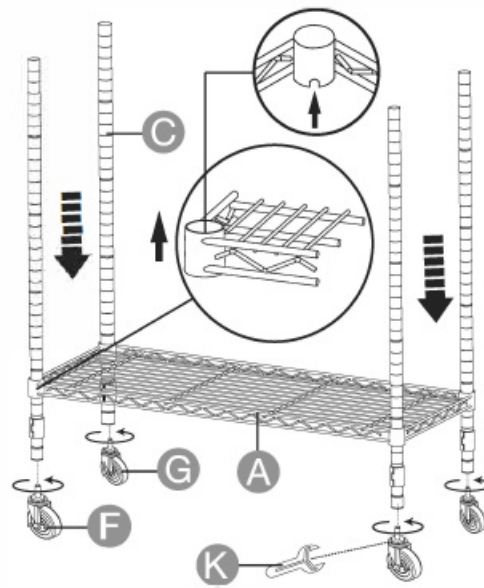
NOTICE

Discard the protective covers , which are used to separate the shelves for shipping purposes only.

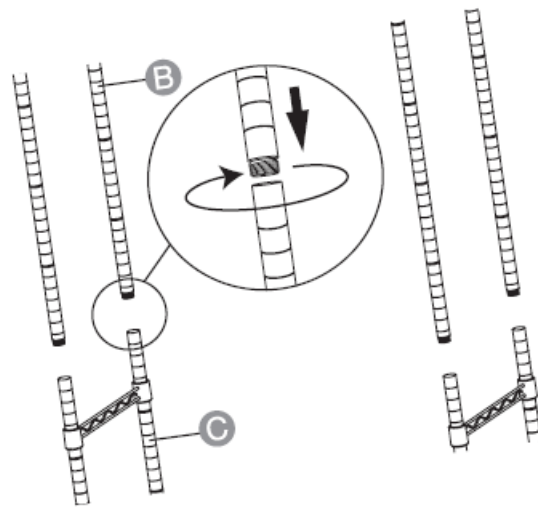
Assembly



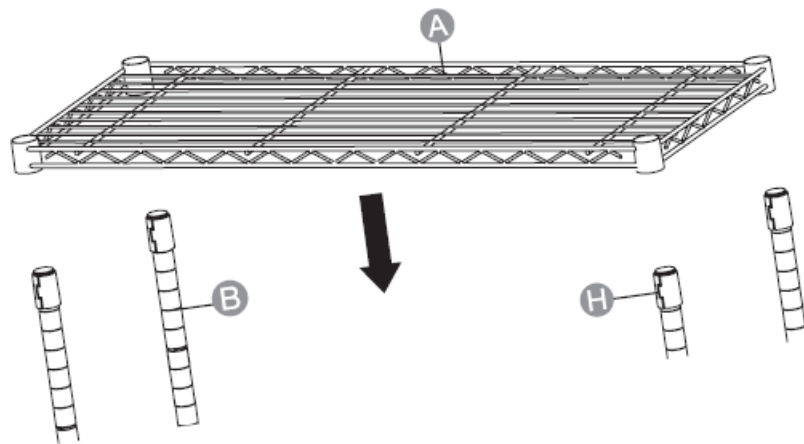
2:



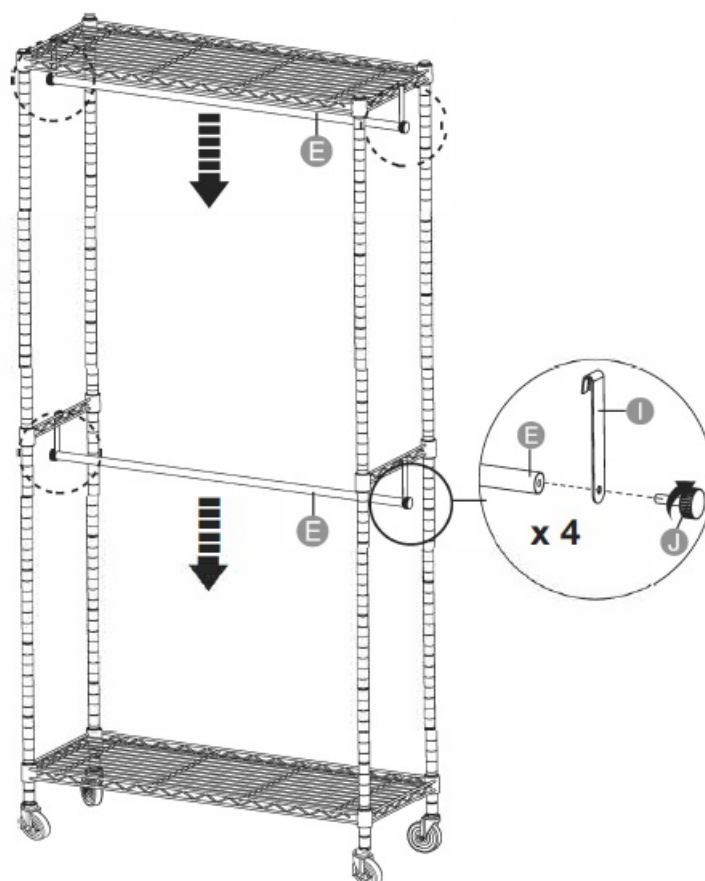
4:



5:



6:



NOTICE To ensure better stability of the product when locked, place both locking wheels (F) along the same longer edge of the product.

NOTICE To lock the wheels with brakes (F), press on the ON pedal. To unlock, press on the OFF pedal.

Cleaning and Maintenance

- To clean, wipe with a soft, slightly moist cloth.
- Never use corrosive detergents, wire brushes, abrasive scourers, or metal or sharp utensils to clean the product.

Specifications

- Product dimensions (W x H x D)
- Product net weight:

Loading capacity when moving:

- whole unit
- top shelf
- bottom shelf
- each hanging rod

Loading capacity when not moving

- whole unit 400 lbs (181.6 kg)
- top shelf
- bottom shelf
- each hanging rod

Warranty Information

To obtain a copy of the warranty for this product:

- **US:** amazon.com/AmazonBasics/Warranty
- **UK:** amazon.co.uk/basics-warranty
- **US:** +1-866-216-1072
- **UK:** +44 (0) 800-279-7234

Feedback and Help

Love it? Hate it? Let us know with a customer review.

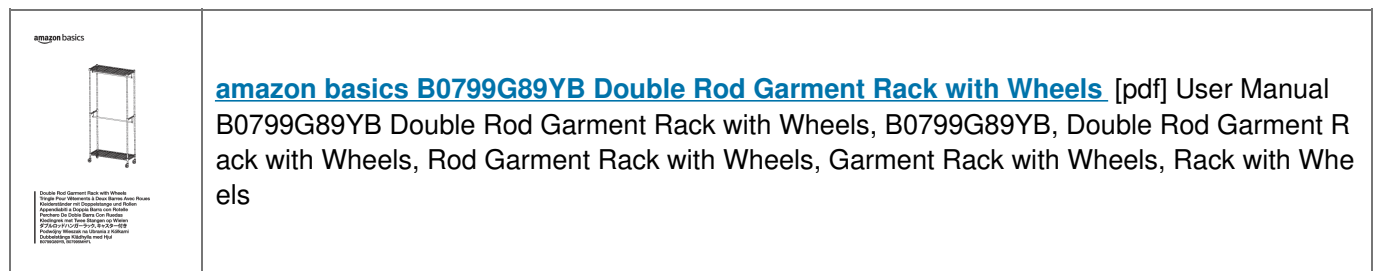
AmazonBasics is committed to delivering customer-driven products that live up to your high standards. We encourage you to write a review sharing your experiences with the product.

- US: amazon.com/review/review-your-purchases#
- UK: amazon.co.uk/review/review-your-purchases#
- US: amazon.com/gp/help/customer/contact-us
- UK: amazon.co.uk/gp/help/customer/contact-us

amazon.com/AmazonBasics

MADE IN CHINA

Documents / Resources



References

-  **Amazon.com: Amazon Basics**

- [!\[\]\(eae20f1adff742df783f6f7e3bbe72d1_img.jpg\) Amazon](#)
- [!\[\]\(43c6e08c5a1618d745b54da5c843274e_img.jpg\) Amazon Sign In](#)
- [!\[\]\(f5ee48910650695cea680b2433c1d60d_img.jpg\) Amazon](#)
- [!\[\]\(da0f02caffeb5a74776a1d5d1892b059_img.jpg\) Amazon Sign In](#)
- [!\[\]\(edb096eed27f3ac1241ba8d18d05acad_img.jpg\) Amazon Sign In](#)
- [!\[\]\(554d866cfdb5a2c8f73998019542d337_img.jpg\) Amazon Iniciar sesión](#)
- [!\[\]\(c1170582320733ace24db86bc6d97423_img.jpg\) Amazon Iniciar sesión](#)
- [!\[\]\(51c4b897e692428305845816e97ca71e_img.jpg\) Amazon.com: AmazonBasics Warranty: Electronics](#)
- [!\[\]\(810c0da19263e18e2f95623517bed1dc_img.jpg\) Amazon Sign-In](#)
- [!\[\]\(8982e3c27257070d79f8096c6d667915_img.jpg\) Amazon Sign-In](#)
- [!\[\]\(cf565e63df317467714cf7de070ecedc_img.jpg\) amazon.de/basics-garantie](#)
- [!\[\]\(76264d27c3f3933123acb961f2a449e7_img.jpg\) Amazon.de](#)
- [!\[\]\(8996ef01d8e0ad40113c18b518eacb7a_img.jpg\) amazon.es/basics-garantia](#)
- [!\[\]\(8c5548d81cda50e4e278860b2cb9a70a_img.jpg\) Amazon.es](#)
- [!\[\]\(968380ddaf0d76ade5d8f4f1e1863930_img.jpg\) Amazon](#)
- [!\[\]\(66c2875dd6880e6275ef3a346ad549a5_img.jpg\) Connexion Amazon](#)
- [!\[\]\(2ada657f1fdc0f1bc4a1fdfa02cd2c71_img.jpg\) Connexion Amazon](#)
- [!\[\]\(76f4e6395be77cbccf207fb6a912d80b_img.jpg\) amazon.it/basics-garanzia](#)
- [!\[\]\(f4f98dd477adfbaaa41172b7a4eb1b6f_img.jpg\) Amazon Accedi](#)
- [!\[\]\(b6e96929eea52c91e9f8575ba0ef04db_img.jpg\) Amazon Accedi](#)
- [!\[\]\(43e386126f14977d38517af086ca8272_img.jpg\) Amazon.co.jp](#)
- [!\[\]\(24770a065ef897ee478ad8281a77157c_img.jpg\) Inloggen bij Amazon](#)
- [!\[\]\(2b184a7e5ac47275077002c60f746e93_img.jpg\) Amazon – Logowanie](#)
- [!\[\]\(4f257034d4c8bf0f38c1b25f64531c6d_img.jpg\) Amazon – Logowanie](#)
- [!\[\]\(87dea8aae0859a12622bcc9b0f91d405_img.jpg\) Amazon Inloggning](#)
- [User Manual](#)