




## amazon basics B078HDDS9Y Book Safe with Combination Lock User Guide

[Home](#) » [amazon basics](#) » amazon basics B078HDDS9Y Book Safe with Combination Lock User Guide 

amazon basics B078HDDS9Y Book Safe with Combination Lock User Guide



### Contents


- [1 Use](#)
- [2 Feedback and Help](#)
- [3 Documents / Resources](#)
  - [3.1 References](#)

## Use

### Opening the book safe

1. Sol the combination and turn the knob cloiowse fo open

**NOTE** For the first time uss, use the factory code 0-0-0.



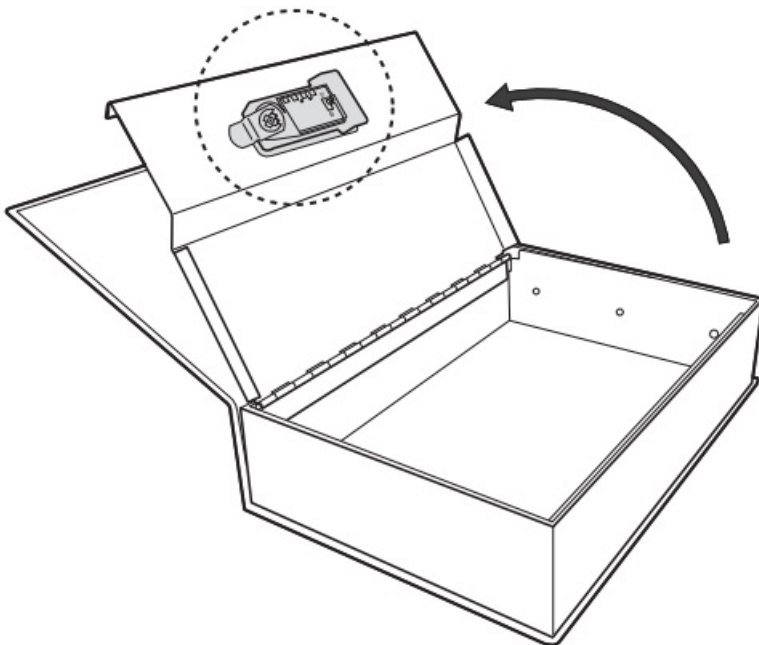
2. Open the cover.

### Closing the book safe

1. Close the cover.
2. Tur the knob counter-clockwise.
3. Scramble the numbers on the whes combination lock.

### Setting a new combination

1. On the inside lock face, move the lever from position A to position B.

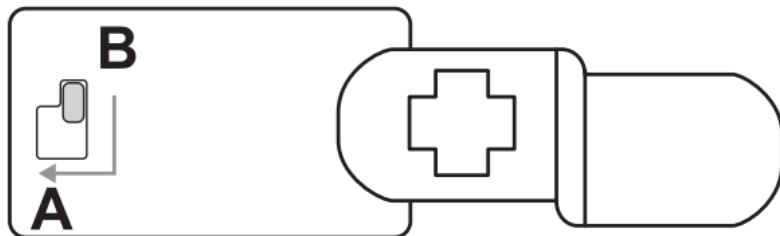


2. Set the wheel combination lock to your own combination.

#### **NOTE**

- Record your combination number.
  - Keep the combination in a secure place away from children.
  - Do ot store your combination inside the case.
3. With the cover open, turn the knob counterclockwise to the locked position.

4. Return the lever from position B to position A. Your new combination is now set.



## Feedback and Help

Love it? Hate it? Let us know with a customer review.

Amazon Basics is committed to delivering customer-driven products that live. Up to your high standards. We encourage you to write a review sharing your 'experiences with the product.



**US:** [amazon.com/review/review-your-purchase](https://www.amazon.com/review/review-your-purchase)

**UK:** [amazon.co.uk/review/review-your-purchases#](https://amazon.co.uk/review/review-your-purchases#)



**US: [amazon.com/gp/help/customer/contact-us](https://www.amazon.com/gp/help/customer/contact-us)**

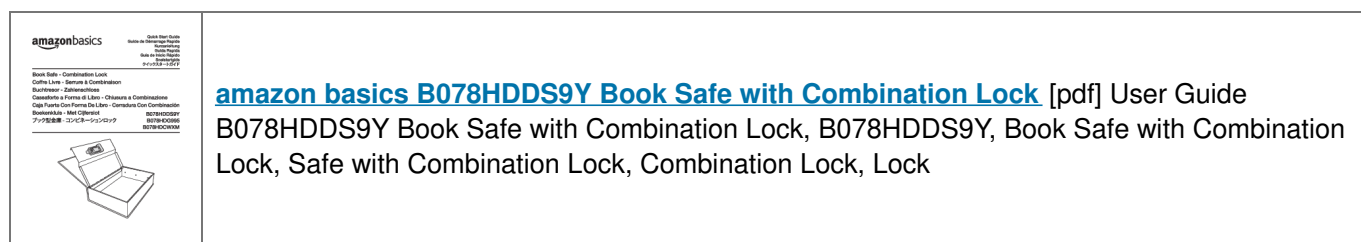
**UK:** [amazon.co.uk/gp/help/customer/contact-us](https://www.amazon.co.uk/gp/help/customer/contact-us).

**MADE IN CHINA**

[amazon.com/AmazonBasics](https://amazon.com/AmazonBasics)

The logo for Amazon Basics, featuring the word "amazon" in a bold, lowercase sans-serif font with a curved arrow underneath it, followed by the word "basics" in a similar bold, lowercase sans-serif font.

## Documents / Resources



## References

- [!\[\]\(effbd7993c63c039a58fd3395789cf3f\_img.jpg\) Amazon.com: Amazon Basics](#)
- [!\[\]\(144980d038f2541d7b588a8a9132bd70\_img.jpg\) Amazon Sign In](#)
- [!\[\]\(c4ce2d477989700c971cf3d240ad9283\_img.jpg\) Amazon Sign In](#)
- [!\[\]\(5013555a72072875cb154b597e002a46\_img.jpg\) Amazon Sign In](#)
- [!\[\]\(bf2038c114ec21ea58ad011774351c98\_img.jpg\) Amazon Iniciar sesión](#)
- [!\[\]\(1ad0c3425edfa4762c2f20e33e3e5bbf\_img.jpg\) Amazon Iniciar sesión](#)
- [!\[\]\(74d2fc5645add84f8511beb934060048\_img.jpg\) Amazon Sign-In](#)
- [!\[\]\(ddc5533caa0187e636e3d3234e0983a3\_img.jpg\) Amazon Sign-In](#)
- [!\[\]\(7c207f8f59385c6dd11f9d9bdc7a0d1d\_img.jpg\) Amazon.es](#)
- [!\[\]\(57a1bf910af99362b80b3ac4f2eecbac\_img.jpg\) Connexion Amazon](#)
- [!\[\]\(6b114000ab07dda576e2920e2dc838fa\_img.jpg\) Connexion Amazon](#)
- [!\[\]\(9129a6a4a4b11facb5cf665660eef788\_img.jpg\) Amazon.co.jp](#)
- [!\[\]\(7cbd4924d31aa4c46df484d5c5bf4696\_img.jpg\) Inloggen bij Amazon](#)
- [User Manual](#)