

amazon basics B077K3FJHC Portable Security Case Lock Box Safe User Guide

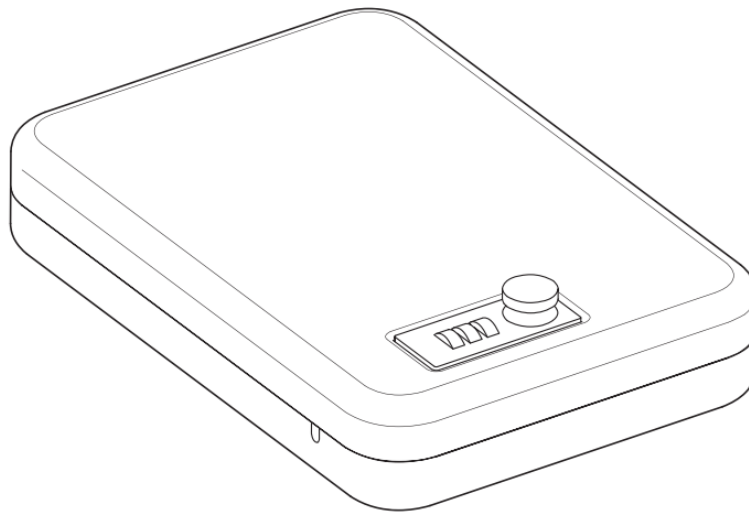
[Home](#) » [amazon basics](#) » amazon basics B077K3FJHC Portable Security Case Lock Box Safe User Guide 

Contents

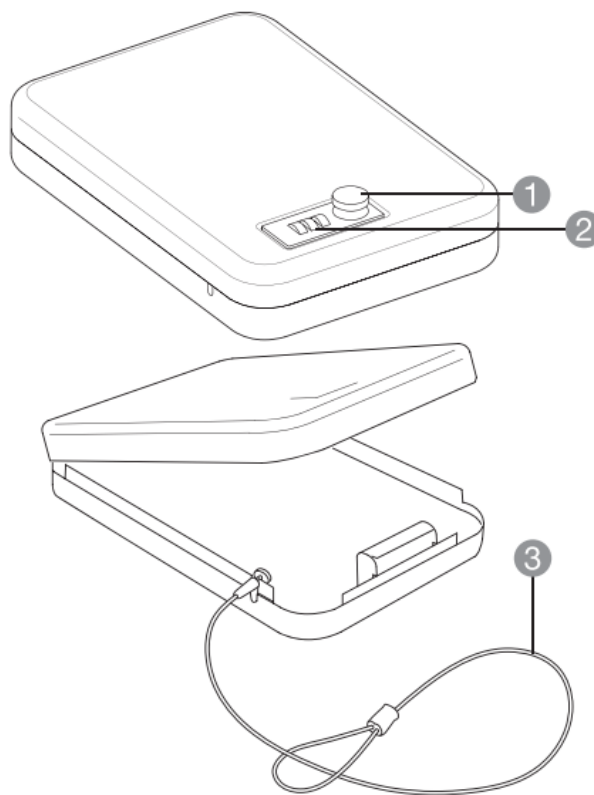
- [1 amazon basics B077K3FJHC Portable Security Case Lock Box Safe](#)
- [2 Parts List](#)
- [3 Opening Case](#)
- [4 Securing The Case](#)
- [5 Mounting Your Vault](#)
- [6 Cleaning and Maintenance](#)
- [7 Specifications](#)
- [8 Importer information](#)
- [9 Feedback and Help](#)
- [10 Documents / Resources](#)
 - [10.1 References](#)
- [11 Related Posts](#)



amazon basics B077K3FJHC Portable Security Case Lock Box Safe



Parts List



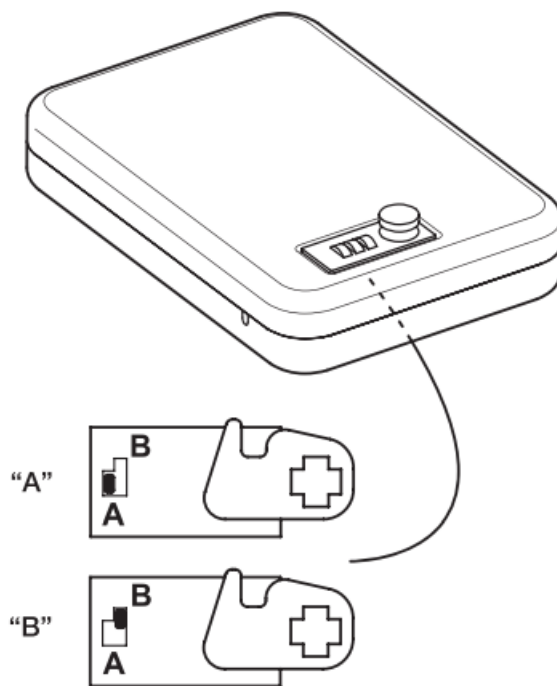
1. Knob
2. Combination
3. Security Cable

Opening Case

1. Set the combination (using the factory code 0-0-0 for the first time) and turn the knob clockwise to open.
2. Leave the knob turned in the open (clockwise) direction.
3. On the inside lock face, move the lever from the “A” to the “B” position.
4. Set the 3 wheel combination numbers to your own combination.
5. With the cover open, turn the knob to the locked (counterclockwise) position.

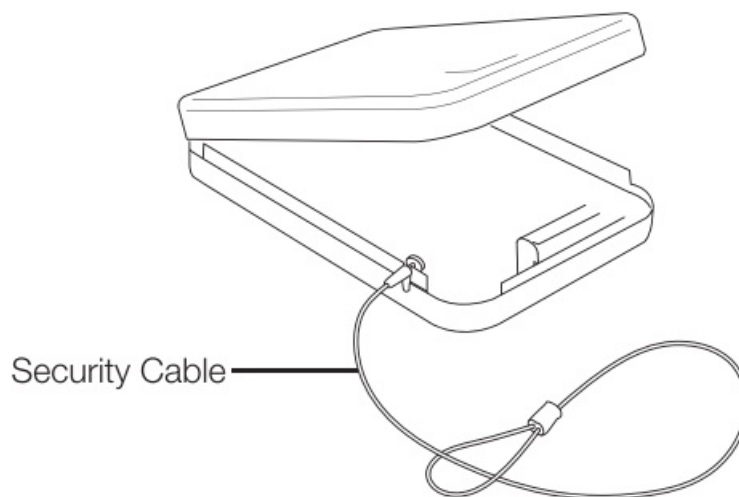
6. Return the lever on the inside lock face from “B” to “A”.

Your new combination is now set.



Securing The Case

- To secure the case to a fixed object using your provided security cable, wrap cable around desired anchor point. Insert smaller looped end through the larger loop end, then place smaller loop in the cable slots located at the back, right of the case. Close door to secure.



Mounting Your Vault

You can also secure the case to a solid surface with fasteners using the mounting holes in the bottom of the case. Once a mounting location is determined, open your vault and remove both bottom layers of foam liner to expose mounting holes. Mark the hole locations, pre-drill holes, and secure your case with appropriate fasteners. Replace foam upon completion.

NOTE

Fasteners are not included. Consult your hardware retailer for fastening hardware for your particular mounting surface.

Cleaning and Maintenance

If necessary, wipe the outside and inside of the product with a slightly damp cloth. Avoid contact with corrosive substances like acids or similar substances.

Specifications

B077K3FJHC	Large	1.3 KG (2.8 lbs)	1.81 x 9.44 x 6.49 in. (46 x 240 x 165 mm)
B077K1YH8Z	XL	1.35 KG (2.97 lbs)	1.92 x 9.68 x 6.49 in. (49 x 246 x 165 mm)
B077K2QNVD	XXL	1.8 KG (3.96 lbs)	2.5 x 11.49 x 7.48 in. (63.5 x 292 x 190 mm)

Importer information

- **For EU**

- **Postal:** Amazon EU S.a r.l., 38 avenue John F. Kennedy L-1855 Luxembourg
- **Business Reg:** 134248

- **For UK**

- **Postal:** Amazon EU SARL, UK Branch, 1 Principal Place, Worship St, London EC2A 2FA United Kingdom
- **Buisess Reg:** BR017427

Feedback and Help


- Love it? Hate it? Let us know with a customer review.
- AmazonBasics is committed to delivering customer-driven products that live up to your high standards. We encourage you to write a review sharing your experiences with the product.
 - **US:** [amazon.com/review/review-your-purchases#](https://www.amazon.com/review/review-your-purchases#)
 - **UK:** [amazon.co.uk/review/review-your-purchases#](https://www.amazon.co.uk/review/review-your-purchases#)
 - **US:** [amazon.com/gp/help/customer/contact-us](https://www.amazon.com/gp/help/customer/contact-us)
 - **UK:** [amazon.co.uk/gp/help/customer/contact-us](https://www.amazon.co.uk/gp/help/customer/contact-us)

Documents / Resources



Quick Start Guide
Suite de démarrage rapide
Schnellstartanleitung
Guia de inicio rápido
Schnellstartgids
9-61723-1 © CF

Portable Security Case: Combination Lock	
Bücher De Sécurité Portable - Serrure à Combinaison	
Tagbawag Sikerheutebawer - Kombinationschloss	
Custodia di Sicurezza Portatile - Serratura a Combinazione	
Gajin De Sikerheid Portabil - Comarca Con Combinacion	
Drageur Veiligheidskoffer - Met Opleiding	007792FJHC
ポータブルセキュリティケース - 組み合せ型	007792FJHC
	007792FJHC



B077K3FJHC Portable Security Case Lock Box Safe, B077K3FJHC, Portable Security Case Lock Box Safe, Security Case Lock Box Safe, Case Lock Box Safe, Lock Box Safe, Box C, Box Safe

Manuals+,