



## amazon basics B077K3FJHC Portable Security Case Combination Lock Instruction Manual

[Home](#) » [amazon basics](#) » amazon basics B077K3FJHC Portable Security Case Combination Lock Instruction Manual 

### Contents

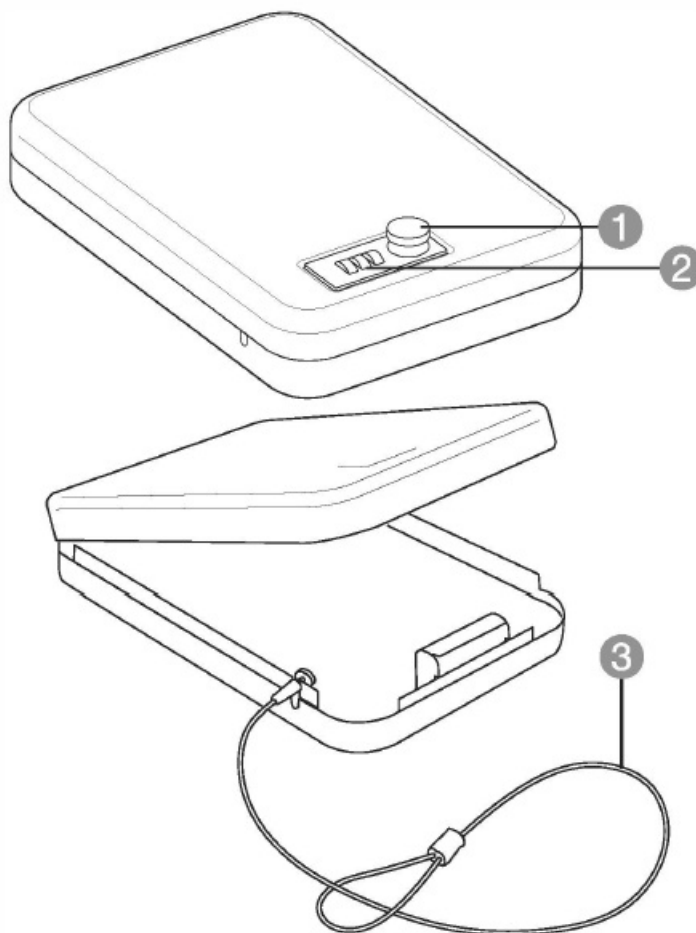
- [1 amazon basics B077K3FJHC Portable Security Case Combination Lock](#)
- [2 Parts List](#)
- [3 Opening Case](#)
- [4 Securing The Case](#)
- [5 Mounting Your Vault](#)
- [6 Specifications](#)
- [7 Warranty Information](#)
- [8 Documents / Resources](#)
  - [8.1 References](#)
- [9 Related Posts](#)



amazon basics B077K3FJHC Portable Security Case Combination Lock



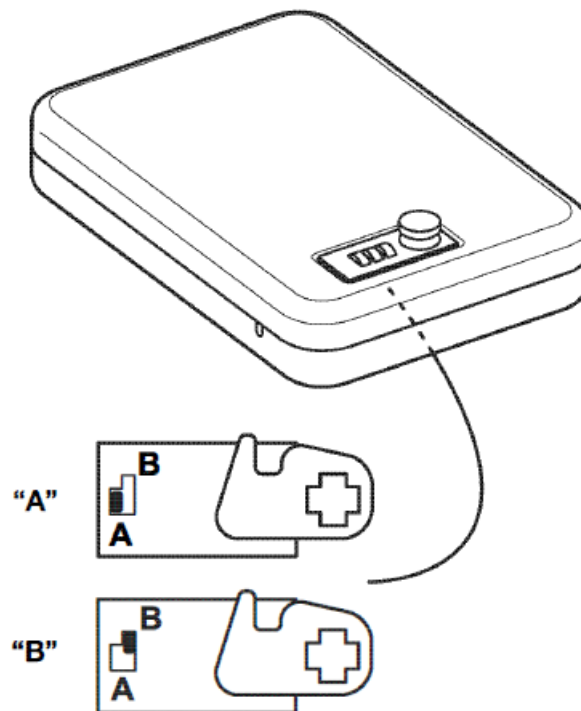
## Parts List



1. Knob
2. Combination
3. Security Cable

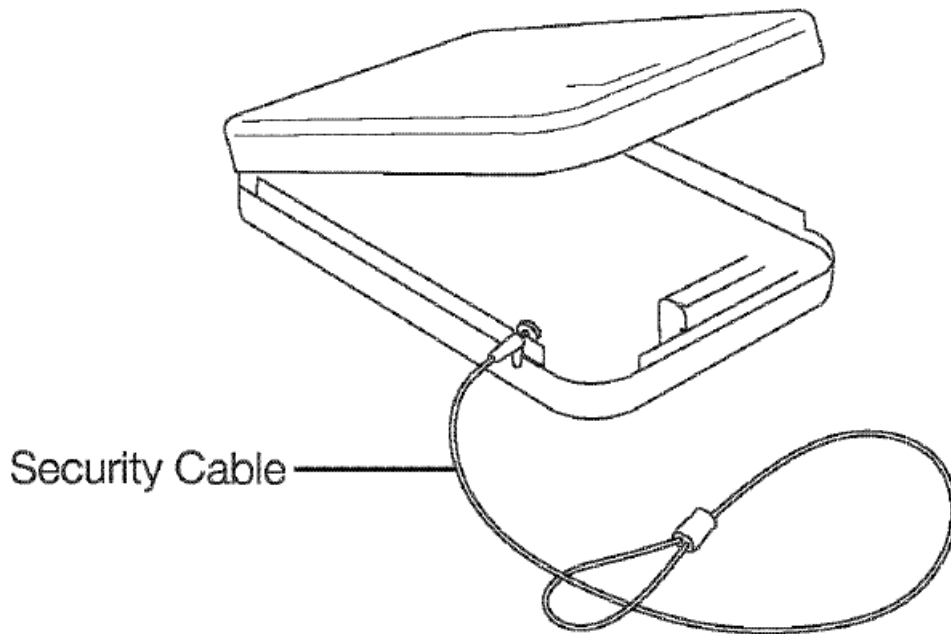
## Opening Case

1. Set the combination (using the factory code 0-0-0 for the first time) and turn the knob clockwise to open.
2. Leave the knob turned in the open (clockwise) direction.
3. On the inside lock face, move the lever from the “A” to the “B” position.
4. Set the 3 wheel combination numbers to your own combination.
5. With the cover open, turn the knob to the locked (counterclockwise) position.
6. Return the lever on the inside lock face from “B” to “A”. Your new combination is now set.



## Securing The Case

- To secure the case to a fixed object using your provided security cable, wrap cable around desired anchor point. Insert smaller looped end through the larger loop end, then place smaller loop in the cable slots located at the back, right of the case. Close door to secure.



## Mounting Your Vault

- You can also secure the case to a solid surface with fasteners using the mounting holes in the bottom of the case. Once a mounting location is determined, open your vault and remove both bottom layers of foam liner to expose mounting holes. Mark the hole locations, pre-drill holes, and secure your case with appropriate fasteners. Replace foam upon completion.

### NOTE

Fasteners are not included. Consult your hardware retailer for fastening hardware for your particular mounting surface.

## Specifications

- B077K3FJHC Large 1.81 x 9.44 x 6.49 in. (46 x 240 x 165 mm)
- B077K1YH8Z XL 1.92 x 9.68 x 6.49 in. (49 x 246 x 165 mm)
- B077K2QNVD XXL 2.5 x 11.49 x 7.48 in. (63.5 x 292 x 190 mm)

## Warranty Information

To obtain a copy of the warranty for this product:

- **US:** [amazon.com/AmazonBasics/Warranty](https://www.amazon.com/AmazonBasics/Warranty)
- **UK:** [amazon.co.uk/basics-warranty](https://www.amazon.co.uk/basics-warranty)
- **US:** +1-866-216-1072
- **UK:** +44 (0) 800-279-7234

## Feedback and Help

Love it? Hate it? Let us know with a customer review.

AmazonBasics is committed to delivering customer-driven products that live up to your high standards. We


encourage you to write a review sharing your experiences with the product.

- US: [amazon.com/review/review-your-purchases#](https://amazon.com/review/review-your-purchases#)
- UK: [amazon.co.uk/review/review-your-purchases#](https://amazon.co.uk/review/review-your-purchases#)
- US: [amazon.com/gp/help/customer/contact-us](https://amazon.com/gp/help/customer/contact-us)
- UK: [amazon.co.uk/gp/help/customer/contact-us](https://amazon.co.uk/gp/help/customer/contact-us)

MADE IN CHINA

[amazon.com/AmazonBasics](https://amazon.com/AmazonBasics)

## Documents / Resources

 <p>amazonbasics</p> <p>Amazon Basics B077K3FJHC Portable Security Case Combination Lock</p> <p>Portable Security Case - Combination Lock</p> <p>Batterie De Sécurité Portable - Serrure à Combinaison</p> <p>Taschen-Sicherheitskoffer - Kombisicherheitsverriegelung</p> <p>Combustor di Sicurezza Portatile - Serratura a Combinazione</p> <p>Cofre De Seguridad Portátil - Cerradura Con Combinación</p> <p>Секюрная сумка-чемодан - Кодовый замок</p> <p>Допоміжний пристрій безпеки - Кодовий замок</p> <p>Model: B077K3FJHC</p> <p>SKU: B077K3FJHC</p>	<p><a href="#">amazon basics B077K3FJHC Portable Security Case Combination Lock</a> [pdf] Instruction Manual</p> <p>B077K3FJHC Portable Security Case Combination Lock, B077K3FJHC, Portable Security Case Combination Lock, Security Case Combination Lock, Case Combination Lock, Combination Lock</p>
--	--

## References

- [Amazon.com: Amazon Basics](#)
- [Amazon](#)
- [Amazon Sign In](#)
- [Amazon](#)
- [Amazon Sign In](#)
- [Amazon Sign In](#)
- [Amazon Iniciar sesión](#)
- [Amazon Iniciar sesión](#)
- [Amazon.com: AmazonBasics Warranty: Electronics](#)
- [Amazon Sign-In](#)
- [Amazon Sign-In](#)
- [amazon.de/basics-garantie](#)
- [Amazon.de](#)
- [amazon.es/basics-garantia](#)
- [Amazon.es](#)
- [Amazon](#)
- [Connexion Amazon](#)
- [Connexion Amazon](#)
- [amazon.it/basics-garanzia](#)
- [Amazon Accedi](#)
- [Amazon Accedi](#)

- [a Amazon.co.jp](#)
- [a Inloggen bij Amazon](#)
- [User Manual](#)

Manuals+.