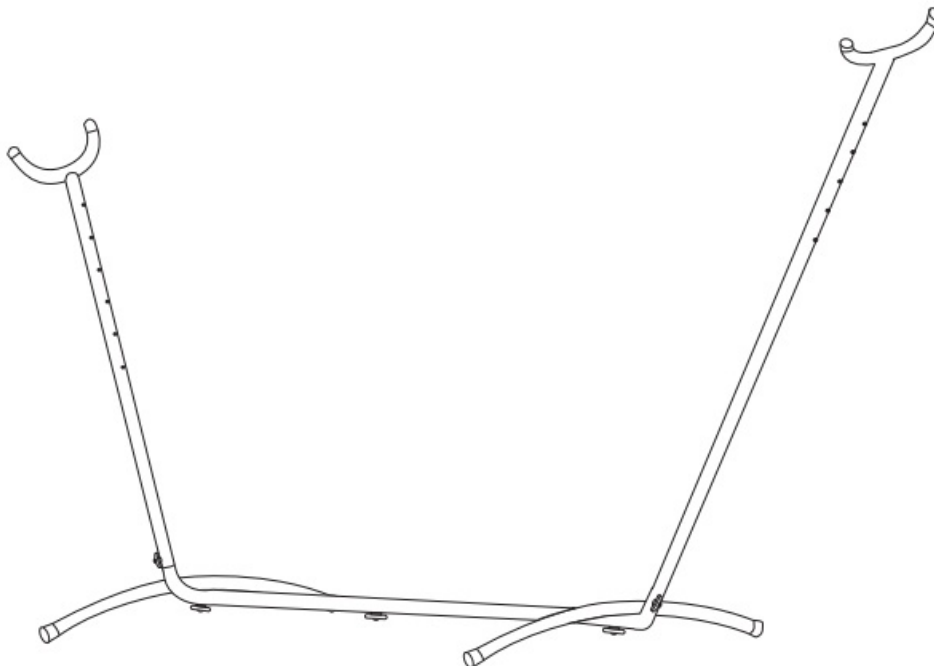




amazon basics B076PM29JV Heavy Duty Hammock Stand Instruction Manual

[Home](#) » [amazon basics](#) » amazon basics B076PM29JV Heavy Duty Hammock Stand Instruction Manual 

amazon basics B076PM29JV Heavy Duty Hammock Stand



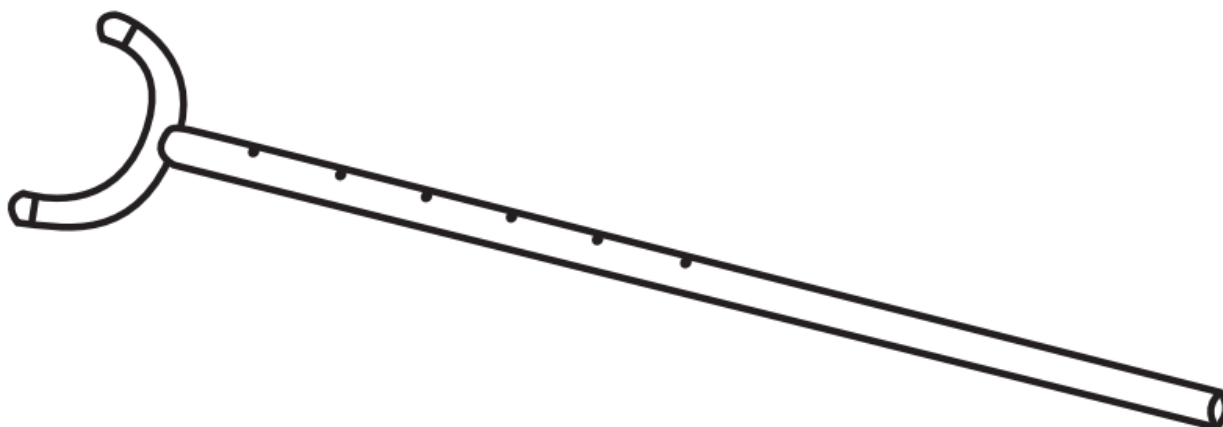
Contents

- 1 Package Contains
- 2 Safety and Compliance
- 3 Cleaning and Maintenance
- 4 Environmental Protection
- 5 Specifications
- 6 Feedback and Help
- 7 Installation Instructions
- 8 Customer Support
- 9 Documents / Resources
 - 9.1 References
- 10 Related Posts


Package Contains



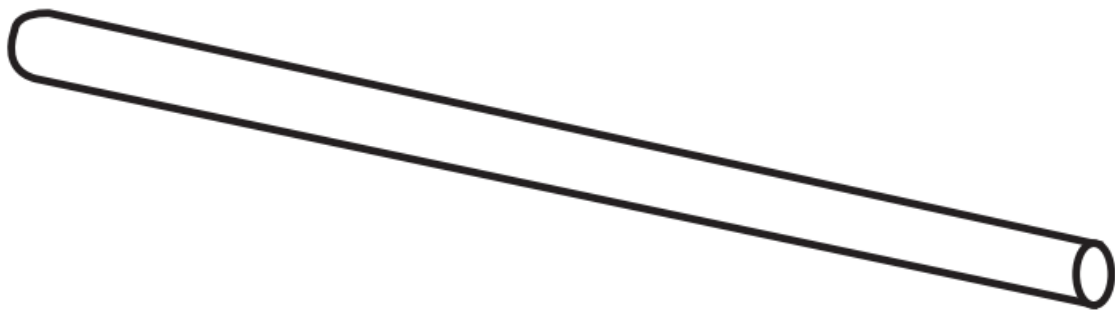
A (2x)




B (2 x)



C (1 x)



E (2 x)



F (2 x)



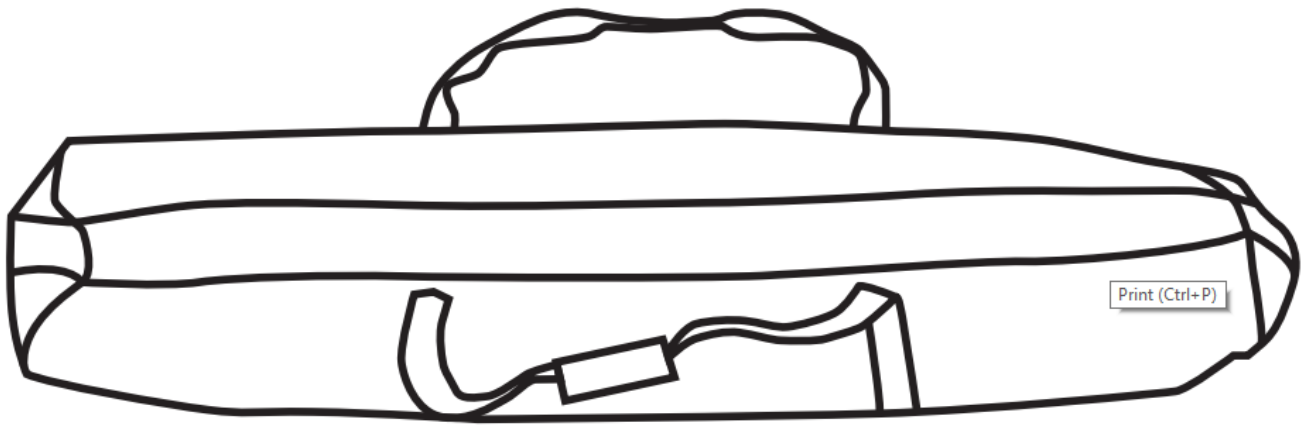
G (5 x)



H (2 x)



I (1 x)



Safety and Compliance



- Follow all safety instructions in order to prevent damage and injury caused by incorrect use.
- Keep the user manual for further use.
- This product must be assembled by an adult.
- Keep children and pets away while assembling the product.
- Ensure there is appropriate space for the use of the product.
- If the assembly of the product results to a lying height of 600 mm at a swing of 15° during use, ensure that the ground below has a shock-absorbing feature.
- Do not use the product if it is damaged or defective. In this case, contact Customer Service.
- The product should be set up soundly and stably before use.
- Always use the product on a flat and stable surface, free from the possibility of tilting and falling.
- Never use accessories which are not recommended by the manufacturer. They could pose a safety risk to the user and might damage the product.
- To avoid scratching the floor, assemble the product on a soft surface such as a carpet.
- After assembling the product according to the instructions, make sure that all screws, bolts and nuts are installed correctly and tightened.
- Regularly check if all screw connections and hooks are tight, and the hammock bed is securely tied to the hooks.
- Screws and joints should be re-tightened regularly.
- Do not let children play with the product.
- Children should be supervised while using the product.
- Do not use the product as a swing.
- Keep the product away from open flames.
- Be careful not to cut or pierce the hammock bed.
- Load the product evenly to prevent it from falling.
- Always place your weight on the hammock bed between the two base legs. Do not sit past the base legs.
- Not suitable for children under 8 years.



Do not overload the product. It may collapse if overloaded. The maximum loading capacity is 400 lbs (181.4 kg).

Cleaning and Maintenance

- Wipe the stand with a slightly damp cloth to remove the dust and dirt.
- Avoid contact with corrosive substances like acids.

Environmental Protection



Dispose of by recycling.

Specifications



Dimensions (Lx Wx H):	118.1" X 46.1" X 39.4" (300 x 117 x 100 cm)
Loading capacity (max.):	400 lbs (181.4 kg)

Feedback and Help



Love it? Hate it? Let us know with a customer review.

Amazon Basics is committed to delivering customer-driven products that live up to your high standards. We encourage you to write a review sharing your experiences with the product.



US: amazon.com/review/review-your-purchases#

UK: amazon.co.uk/review/review-your-purchases#



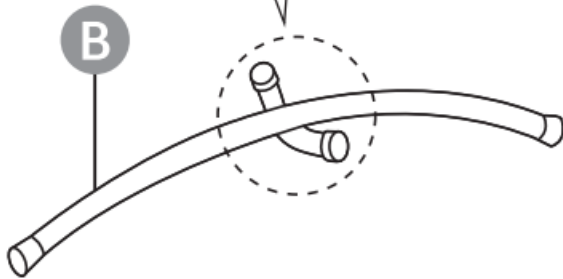
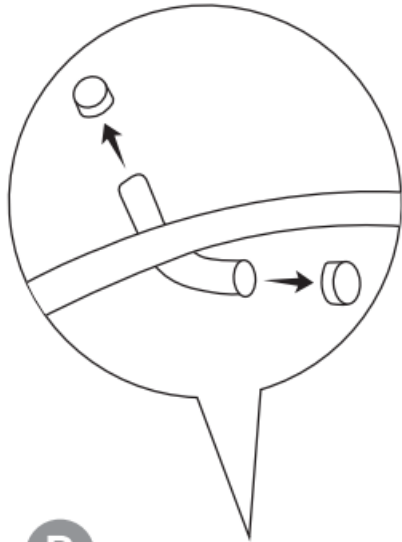

US: amazon.com/gp/help/customer/contact-us

UK: amazon.co.uk/gp/help/customer/contact-us


Installation Instructions

1. Please remove the 4 protective sleeves before installing the product.

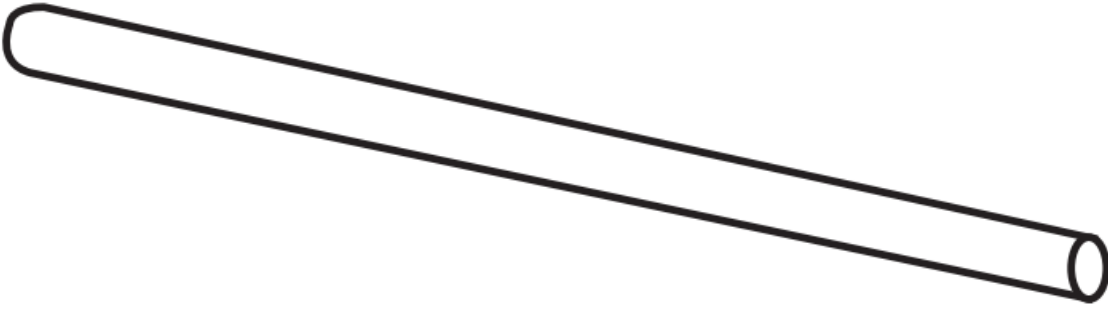
B (2 x)



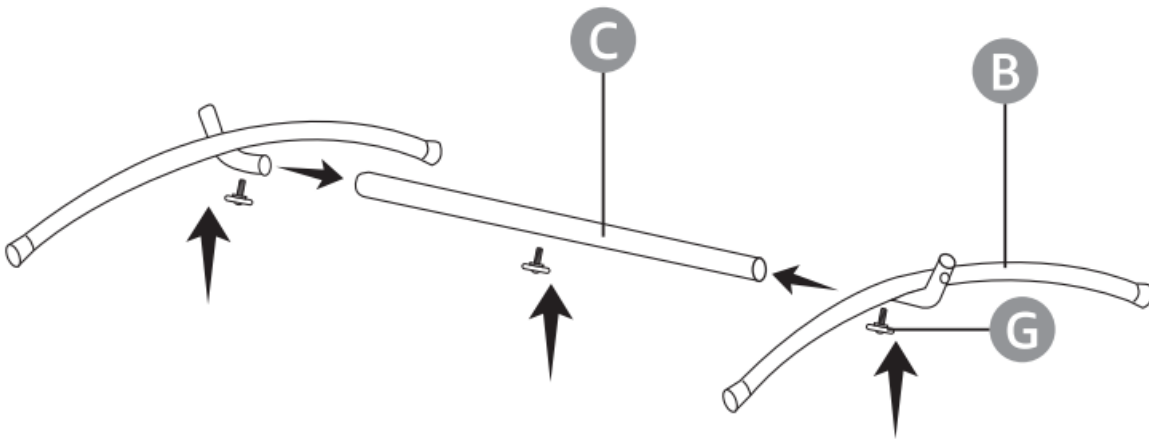
2. **B** (2 x)



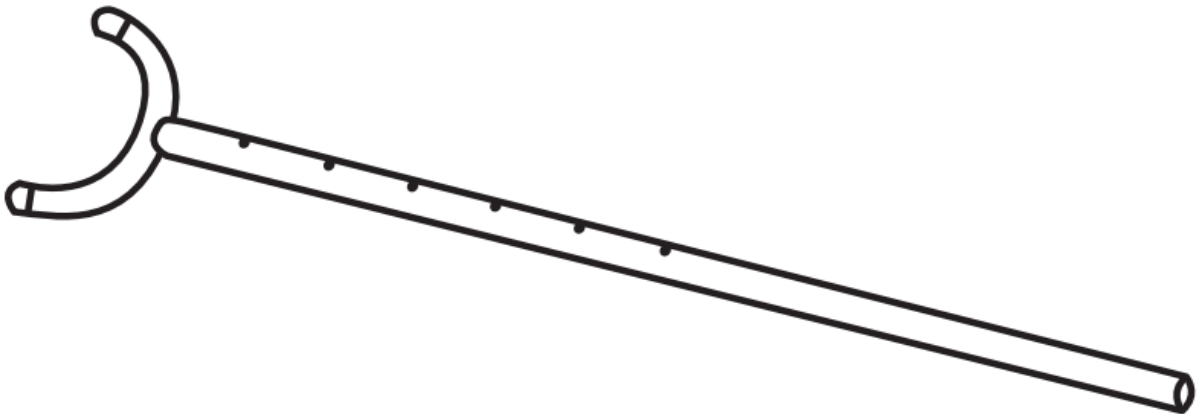
C (1 x)



G (5 x)

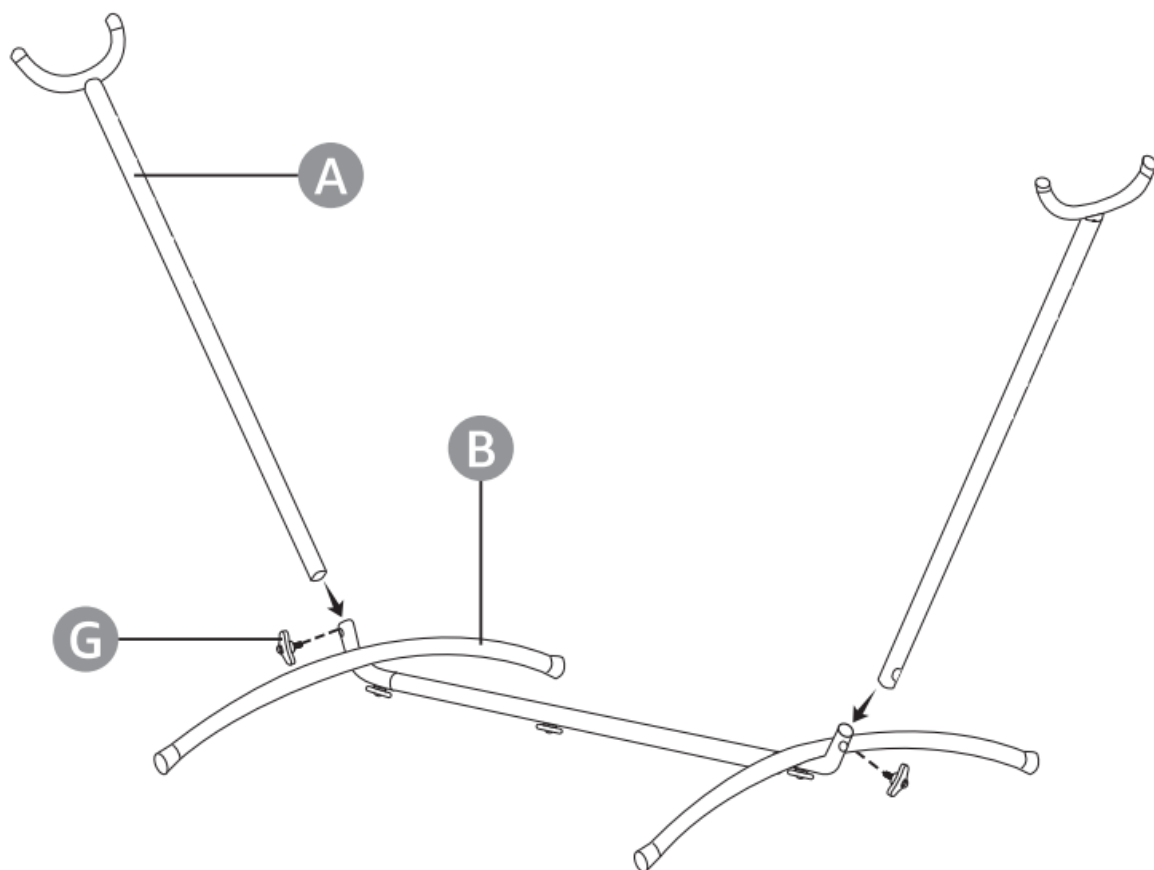


3. **A (2x)**




G (2x)





4. Six adjustable height options, suitable for most hammocks.

E (2 x)

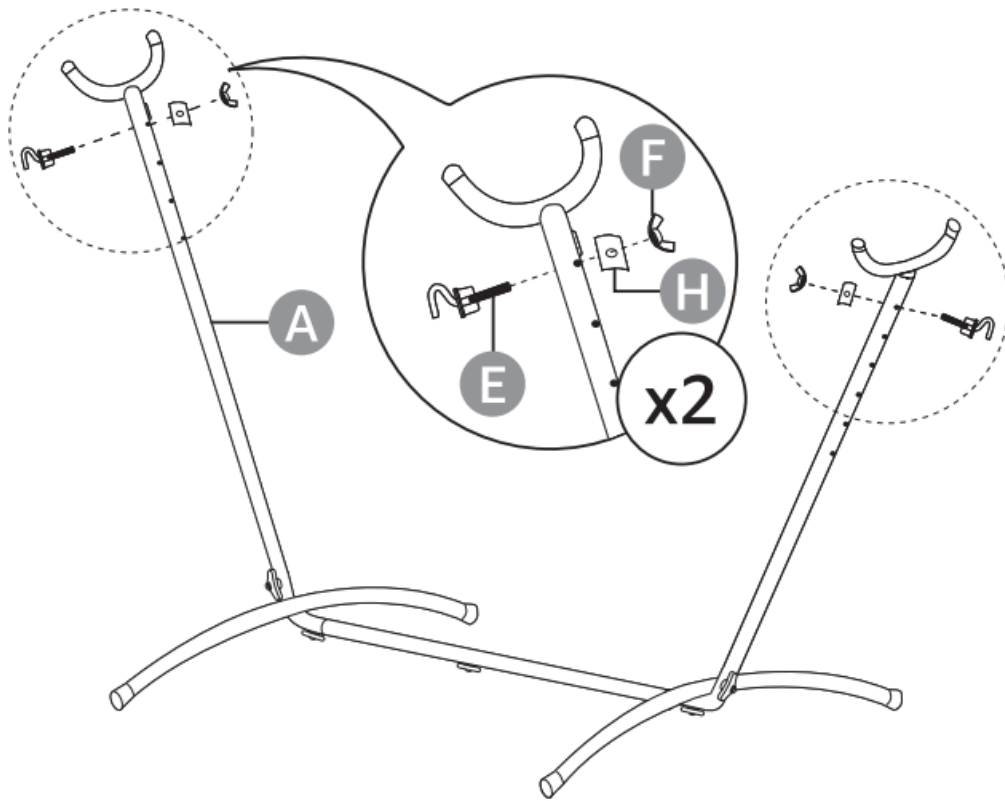


F (2 x)



H (2x)







Customer Support

amazon.com/AmazonBasics



amazon basics

Documents / Resources

 <p>amazon basics</p> <p>Spacer Sevier Hammock Stand - 9-Feet Support De Hammac, Espaceur d'Espace - 2,74 m Hänggeständersystem, Hänggeständer - 2,74 m Supporto per Ammosa Sedes Spazio - 2,74 m Supporto per Ammosa Sedes Spazio - 2,74 m Hänggeständersystem, Hänggeständer - 2,74 m Supporto per Ammosa Sedes Spazio - 2,74 m Hänggeständersystem, Hänggeständer - 2,74 m Hänggeständersystem, Hänggeständer - 2,74 m Hänggeständersystem, Hänggeständer - 2,74 m Hänggeständersystem, Hänggeständer - 2,74 m B076PM29JV</p>	<p>amazon basics B076PM29JV Heavy Duty Hammock Stand [pdf] Instruction Manual B076PM29JV Heavy Duty Hammock Stand, B076PM29JV, Heavy Duty Hammock Stand, Duty Hammock Stand, Hammock Stand, Stand</p>
 <p>amazon basics</p> <p>Spacer Sevier Hammock Stand - 9-Feet Support De Hammac, Espaceur d'Espace - 2,74 m Hänggeständersystem, Hänggeständer - 2,74 m Supporto per Ammosa Sedes Spazio - 2,74 m Supporto per Ammosa Sedes Spazio - 2,74 m Hänggeständersystem, Hänggeständer - 2,74 m Supporto per Ammosa Sedes Spazio - 2,74 m Hänggeständersystem, Hänggeständer - 2,74 m Supporto per Ammosa Sedes Spazio - 2,74 m Hänggeständersystem, Hänggeständer - 2,74 m Hänggeständersystem, Hänggeständer - 2,74 m Hänggeständersystem, Hänggeständer - 2,74 m B076Pm29JV</p>	<p>amazon basics B076Pm29JV Heavy Duty Hammock Stand [pdf] User Manual B076Pm29JV Heavy Duty Hammock Stand, B076Pm29JV, Heavy Duty Hammock Stand, Duty Hammock Stand, Hammock Stand, Stand</p>

References

- [a Amazon Sign In](#)
- [a Amazon Sign In](#)
- [a Amazon Sign In](#)
- [a Amazon Sign In](#)
- [a Amazon Sign-In](#)
- [a Amazon Sign-In](#)
- [a Amazon Sign In](#)
- [a Amazon Sign In](#)
- [a Amazon.com](#)
- [a Connexion Amazon](#)
- [a Connexion Amazon](#)
- [a Amazon Iniciar sesión](#)
- [a Amazon Iniciar sesión](#)
- [a Amazon Basics](#)
- [a Amazon Sign-In](#)
- [a Amazon Anmelden](#)
- [a Amazon Sign In](#)
- [a تسجيل الدخول إلى أمازون](#)
- [a Iniciar sesión en Amazon](#)
- [a Iniciar sesión en Amazon](#)
- [a Connexion Amazon](#)
- [a Connexion Amazon](#)
- [a Amazon Accedi](#)
- [a Amazon Accedi](#)
- [a Inloggen bij Amazon](#)
- [a تسجيل الدخول إلى أمازون](#)
- [a تسجيل الدخول إلى أمازون](#)
- [a Amazon Sign In](#)
- [a Amazon Sign In](#)
- [a Connexion Amazon](#)

- [!\[\]\(7e19807c61da14f515588e95cd49886c_img.jpg\) Amazon Iniciar sesión](#)
- [!\[\]\(8ff9e60a4b0560d7ec99179ef4779d9e_img.jpg\) Amazon Iniciar sesión](#)
- [!\[\]\(ab9b69bf5753a01c76b30af859454360_img.jpg\) amazon.com/gp/help/customer/contact-us](#)
- [!\[\]\(c5af66b13c724ca428497900cdbbc9b3_img.jpg\) Iniciar sesión en Amazon](#)
- [!\[\]\(1fde827780c8f912fd3ae9174d52d155_img.jpg\) Iniciar sesión en Amazon](#)
- [User Manual](#)

[Manuals+](#), [Privacy Policy](#)

This website is an independent publication and is neither affiliated with nor endorsed by any of the trademark owners. The "Bluetooth®" word mark and logos are registered trademarks owned by Bluetooth SIG, Inc. The "Wi-Fi®" word mark and logos are registered trademarks owned by the Wi-Fi Alliance. Any use of these marks on this website does not imply any affiliation with or endorsement.