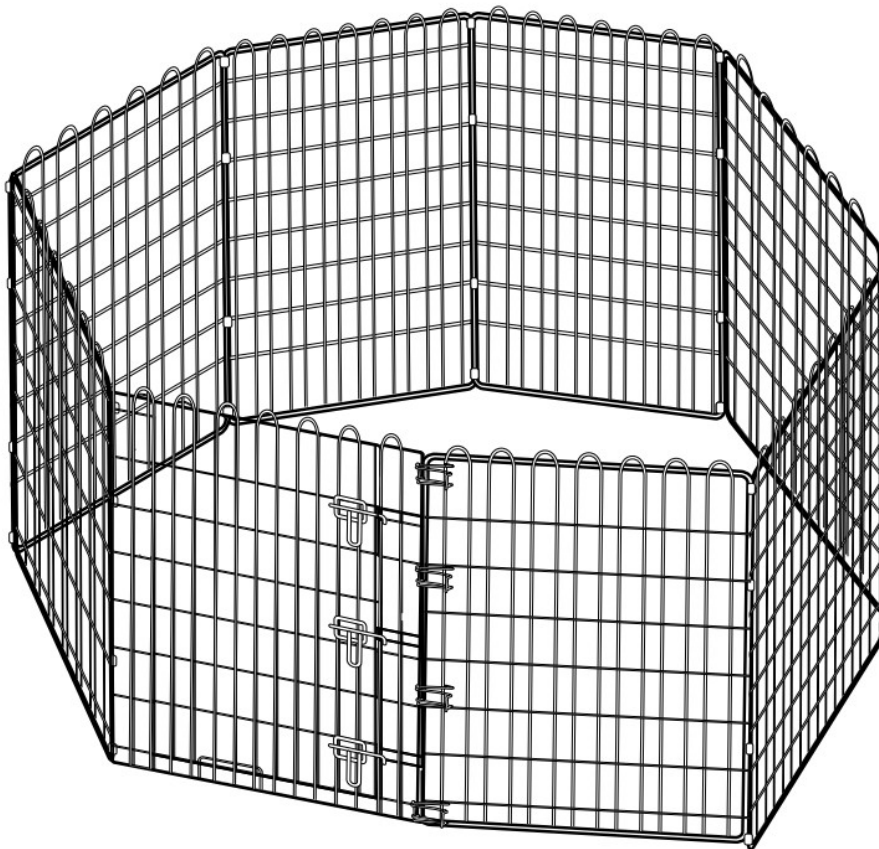


## amazon basics B0758FQTV7 Foldable Metal Exercise and Playpen with Door User Manual

[Home](#) » [amazon basics](#) » amazon basics B0758FQTV7 Foldable Metal Exercise and Playpen with Door User Manual 

# amazon basics



**B0758FQTV7, B075897YPY**

Foldable Metal Pet Exercise and Playpen with Door

## Contents

- 1 Safety And Compliance
- 2 Intended Use
- 3 Before First Use
- 4 Cleaning and Maintenance
- 5 Storage
- 6 Disposal
- 7 Importer Information
- 8 Feedback and Help
- 9 Delivery Content
- 10 Assembly
- 11 Documents / Resources
  - 11.1 References

## Safety And Compliance

- Read this guide carefully before using the product. It contains important information for your safety as well as operating and maintenance advice. Keep this guide for future use. Should this product be passed on to a third party, then this guide must be included.
- Never use accessories which are not recommended by the manufacturer. They could pose a safety risk to the user and might damage the product. Only use original parts and accessories
- Never leave your pet unattended.
- This product is intended only for pets.
- Keep all small parts away from pets and children.
- Do not alter this product.
- Check the product regularly for damage.
- Replace if damaged or showing sign of wear.

### **WARNING**

- Ensure pet pen is properly assembled and all door latches are secure before leaving pet in the pen.  
To prevent choking and other serious injuries, always remove any collars, tags, or leashes from your pet before leaving pet in the pen.

### **CAUTION**

- This product cannot guarantee full containment and restraint in every circumstance.
- This product shall not be used to restrain aggressive dogs.
- Children should be supervised to ensure they do not play with the product.
- Use this product only as described in this manual.
- No liability will be accepted for damage resulting from improper use or noncompliance with this manual.

## Intended Use

- This product is intended as a play pen / containment pen for pets.
- This product allows you to safely restrain your pet in an enclosed space.

## Before First Use

- Carefully remove all packaging materials and retain for future use.
- Check for transport damages.

## Cleaning and Maintenance

- Wipe regularly with a damp cloth.

## Storage

- When not in use, store the product in its original packaging.
- Fold the product and store in a dry, cool place.

## Disposal



Dispose of the product according to local regulations. If in doubt, consult your local authorities.

## Importer Information

### For EU

Postal:	Amazon EU S.ar.l., 38 avenue John F. Kennedy, L-1855 Luxembourg
Business Reg.:	134248

### For UK

Postal:	Amazon EU SARL, UK Branch, 1 Principal Place, Worship St, London EC2 A 2FA, United Kingdom
Business Reg.:	BR017427

## Feedback and Help

We would love to hear your feedback. To ensure we are providing the best customer experience possible, please consider writing a customer review.

Scan QR Code below with your phone camera or QR reader:

us:



[https://www.amazon.com/review/review-your-purchases/listing/?ref=HPB\\_UM\\_CR](https://www.amazon.com/review/review-your-purchases/listing/?ref=HPB_UM_CR)



uk: [amazon.co.uk/review/review-your-purchases#](https://amazon.co.uk/review/review-your-purchases#)

If you need help with your Amazon Basics product, please use the website or number below.



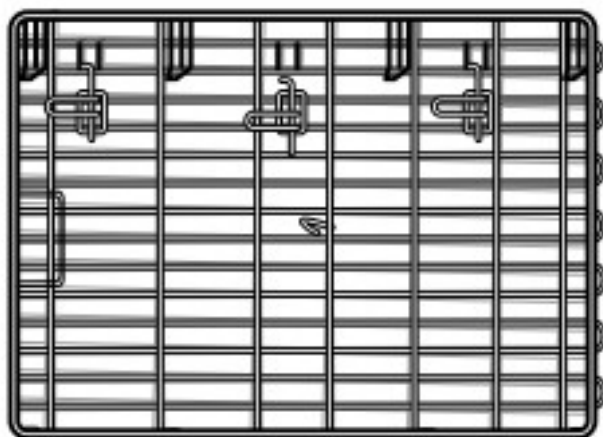
US: [amazon.com/gp/help/customer/contact-us](https://amazon.com/gp/help/customer/contact-us)

UK: [amazon.co.uk/gp/help/customer/contact-us](https://amazon.co.uk/gp/help/customer/contact-us)



+1 877-485-0385 (US Phone Number)

## Detivery Content



**A (x 1)**



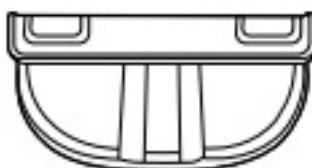
**B (x 8)**



**C (x 4)**



**D (x 8)**




**E (x 4)**

## Assembly

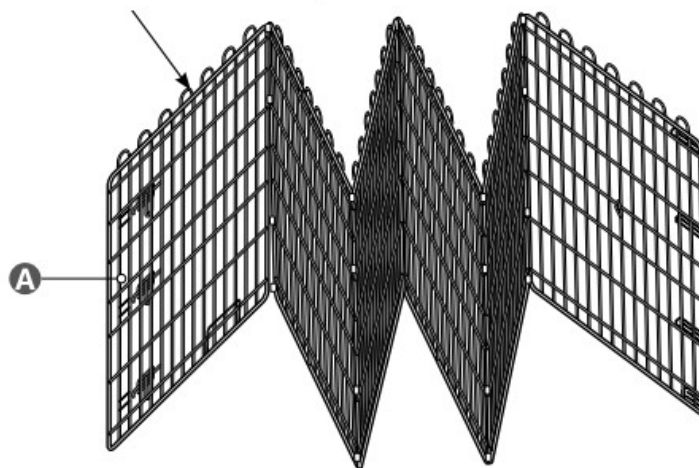


**1**

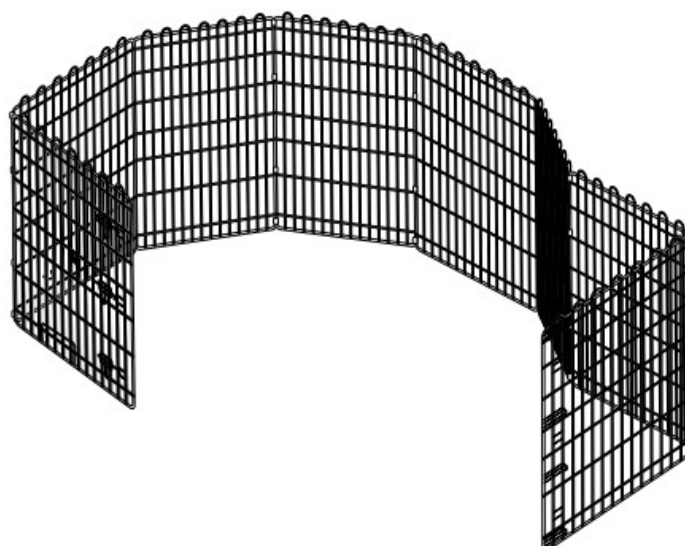


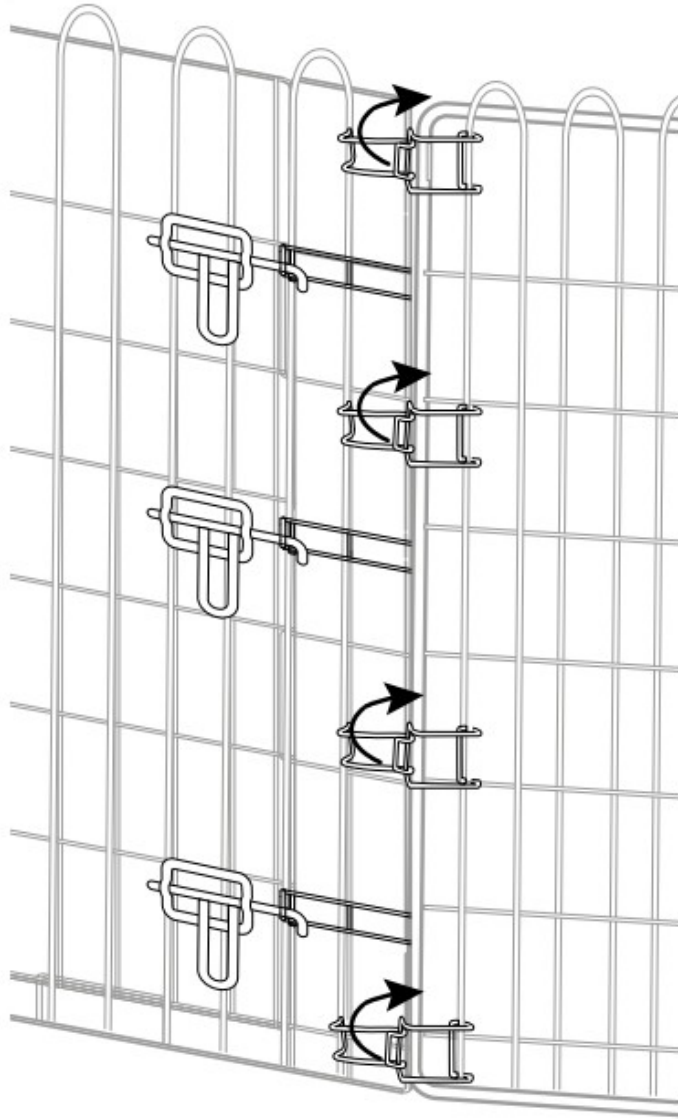
**A** (x 1)

This side up!

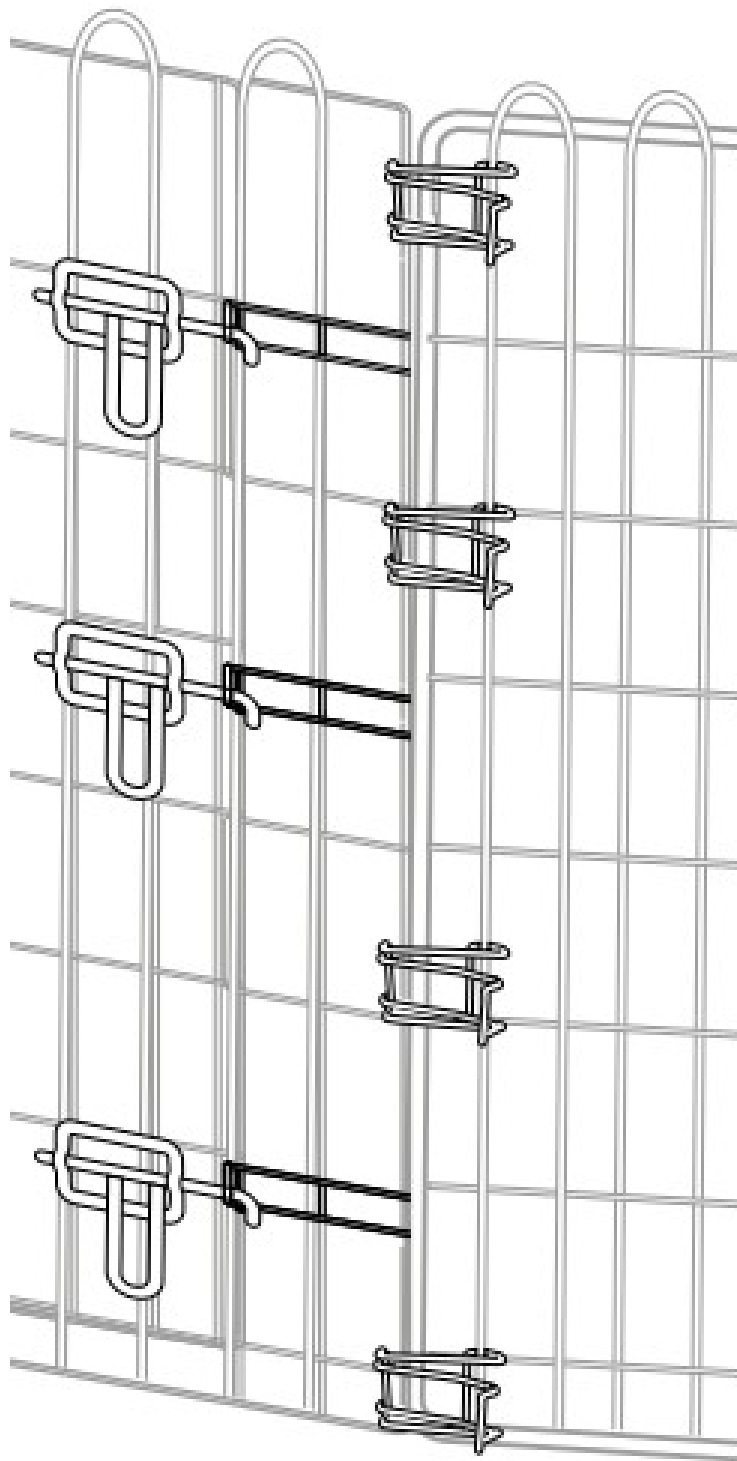


**2**





4



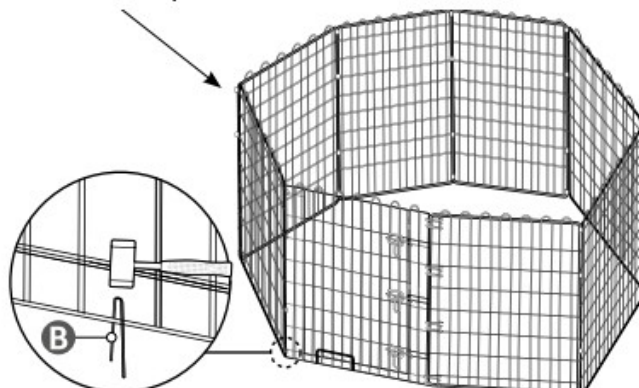
**NOTICE** Ensure the door is properly locked.

5



B (x 8)

This side up!



**⚠ WARNING** For outdoor installation, use a rubber mallet to secure the pet pen to the ground with the stakes (B) on the edges of each panel.

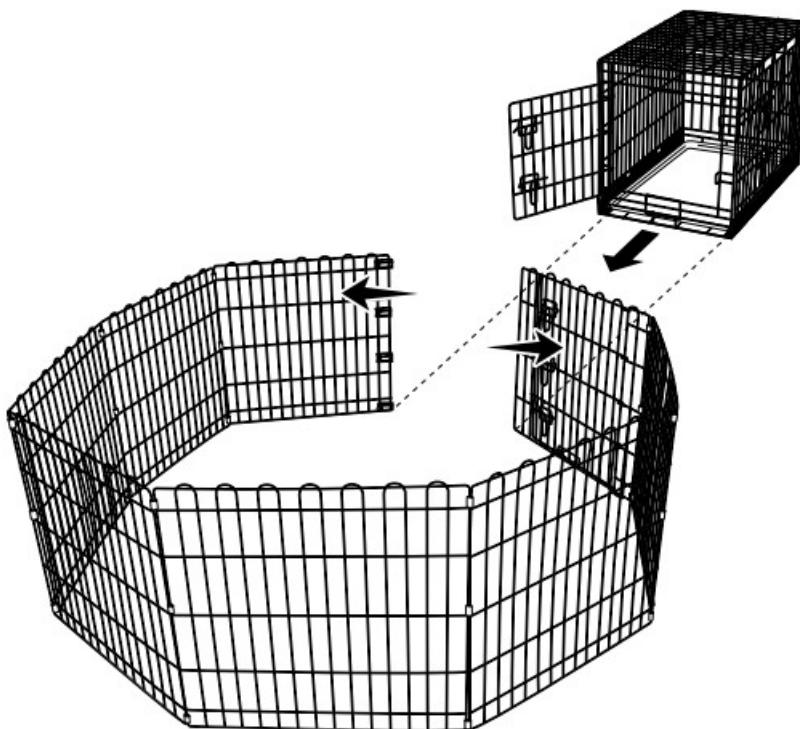
6



Unlocking the Door

**NOTICE** The product can be connected with a pet cage or similar products (not included) using the lobster claw clasps (C).

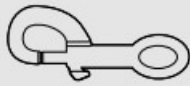
7



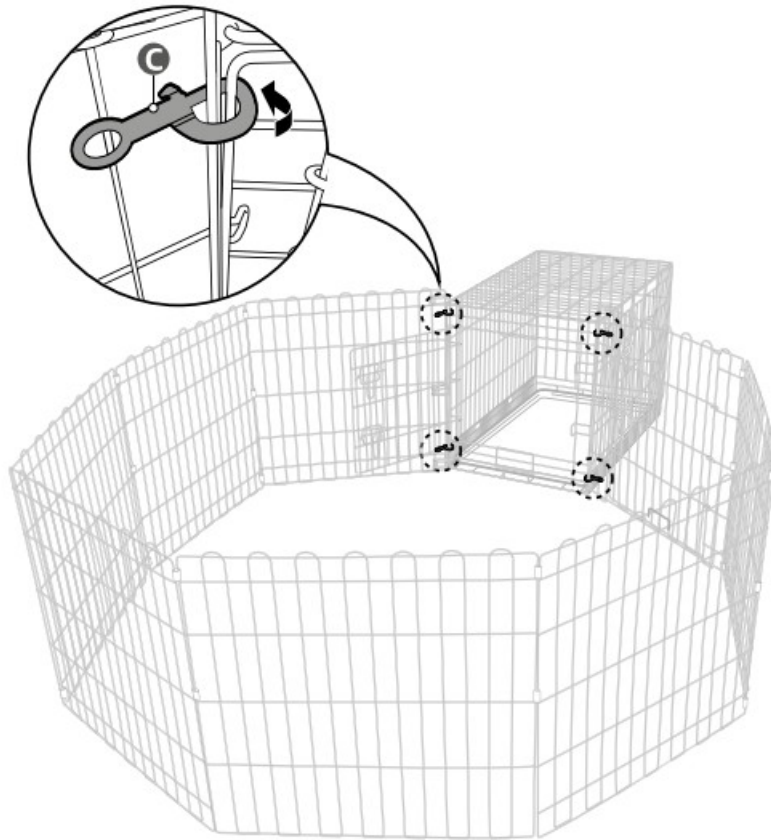
Unlock then adjust the two ends of the pet pen to align to the sides of the pet cage (not included).



8



C (x 4)

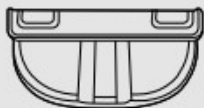


Use the lobster claw clasps (C) to connect the pet pen to the pet cage (not included).

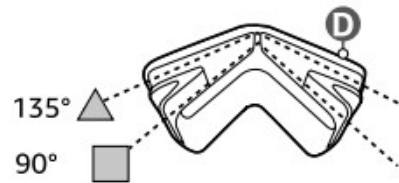
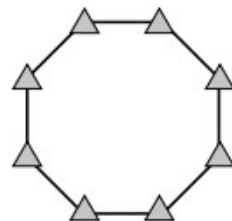
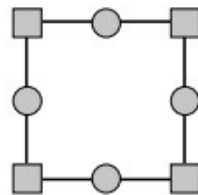
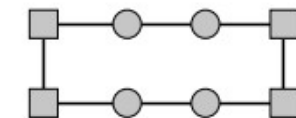
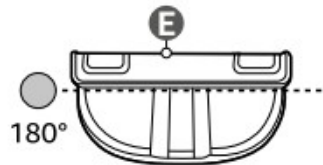
9



D (x 8)

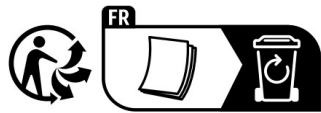


E (x 4)



Assemble the pet pen in different shapes using the clips (D/E).

amazon basics



Documents / Resources

**amazon basics**

**B0758FQTV7 Foldable Metal Exercise and Playpen with Door**

Product Image: A wire mesh playpen with a door, shown in its folded state.

Product Description: This playpen is made of heavy-duty metal mesh and is designed to be foldable for easy storage. It includes a door for easy access and is suitable for use as a playpen or exercise area for pets.

Product Features:

- Heavy-duty metal mesh construction
- Foldable design for easy storage
- Included door for easy access
- Sturdy base for stability

Product Dimensions:

Item	Weight	Dimensions (L x W x H)
Playpen	15.5 lbs	48" x 24" x 24"
Door	2.5 lbs	24" x 24" x 24"
Exercise Area	1.5 lbs	24" x 24" x 24"
Playpen with Door	19.5 lbs	48" x 24" x 24"

[amazon basics B0758FQTV7 Foldable Metal Exercise and Playpen with Door](#) [pdf] User M anual

B0758FQTV7 Foldable Metal Exercise and Playpen with Door, B0758FQTV7, Foldable Metal E xercise and Playpen with Door, Exercise and Playpen with Door, Playpen with Door

References

- [User Manual](#)