




## amazon basics B0749TX4YP Thermal Roller Blind User Guide

[Home](#) » [amazon basics](#) » amazon basics B0749TX4YP Thermal Roller Blind User Guide 

### Contents

- [1 amazon basics B0749TX4YP Thermal Roller Blind](#)
- [2 IMPORTANT SAFEGUARDS](#)
- [3 Contents](#)
- [4 Assembly](#)
- [5 WARNING](#)
- [6 WARNING](#)
- [7 Documents / Resources](#)
- [8 Related Posts](#)

**amazon basics**

## amazon basics B0749TX4YP Thermal Roller Blind



### IMPORTANT SAFEGUARDS

Read these instructions carefully and retain them for future use. If this product is passed to a third party, then these instructions must be included. When using the product, basic safety precautions should always be followed to reduce the risk of injury including the following:

#### WARNING

Young children can be strangled by loops in pull cords, chains, tapes and inner cords that operate the product.

- Keep children away from the product during assembly. Small parts can pose as choking hazard if swallowed.
- To avoid strangulation and entanglement, keep cords out of the reach of young children. Cords may become wrapped around a child's neck.
- Move beds, cots and furniture away from window covering cords.
- Do not tie cords together. Make sure cords do not twist and create a loop.
- Always install the fixed tensioning system. Children can strangle if this safety device is not installed. Always use this device to keep cords or chains out of the reach of children.
- This product can be installed by nonprofessional persons. Cleaning and Maintenance
- To clean, wipe with a soft, slightly moist cloth.
- Never use corrosive detergents or abrasive scourers to clean the blind.
- Tension devices used in EN 13120 conform to EN 16434 for component testing and EN 16433 for functionality.

#### Disposal







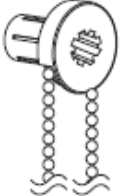



Dispose of the product according to your local regulations.

#### Feedback and Help

Love it? Hate it? Let us know with a customer review. AmazonBasics is committed to delivering customer-driven

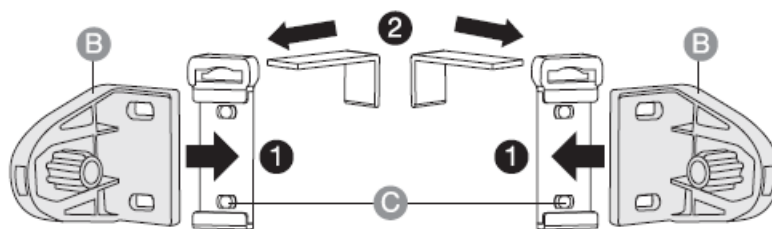
products that live up to your high standards. We encourage you to write a review sharing your experiences with the product.

Contents

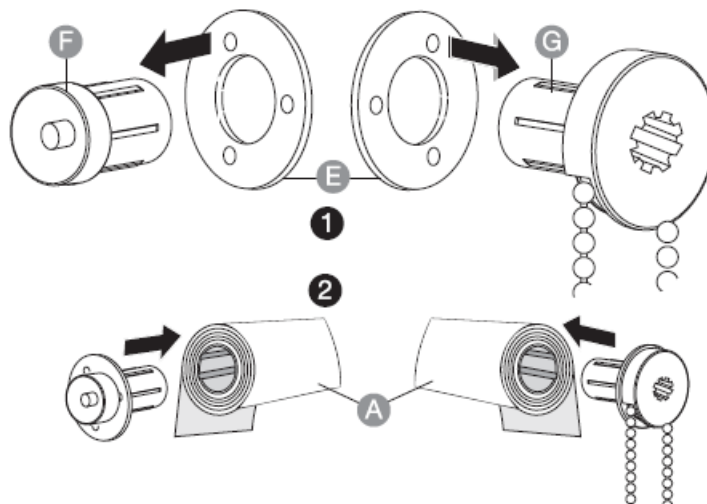
A		x1
B		x2
C		x2
D		x2
E		x2
F		x1
G		x1
H		x1
I		x1
J		x1

## Assembly

1:

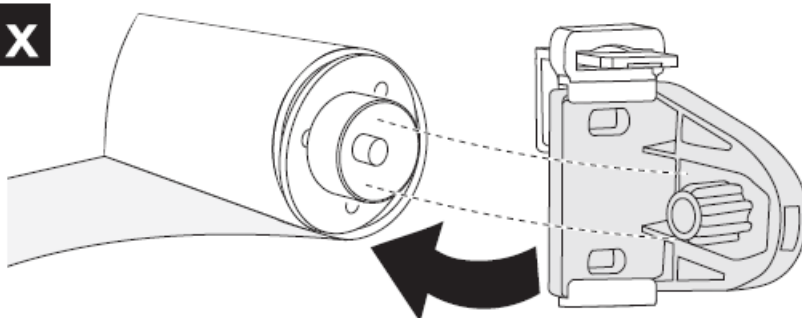


2:

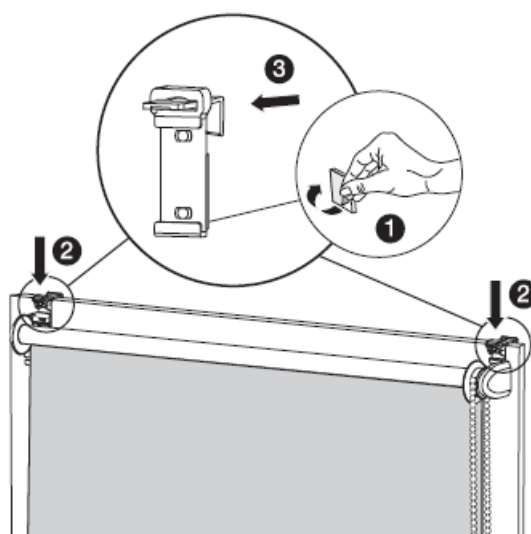


3:

2 x



4:



## WARNING

Do not remove the brackets after installation as this may damage the adhesive tape. The brackets cannot guarantee a sure hold without the adhesive and lose their functionality.

Children can strangle, if this safety device is not installed. Always use this device to keep cords or chains out of the reach of children. Install the fixed retaining device at the maximum distance possible from the control mechanism to prevent the looped pull cord from becoming slack.

[illegible]