



amazon basics B003L1ZY6645Z Wireless Remote Control Shutter Instruction Manual

[Home](#) » [amazon basics](#) » amazon basics B003L1ZY6645Z Wireless Remote Control Shutter Instruction Manual



amazon basics B003L1ZY6645Z Wireless Remote Control Shutter Instruction Manual



Amazon Basics Wireless Remote Control – B003L1ZY66 Instruction Manual

Nikon D7500, Nikon D750, Nikon D7200, Nikon D7100, Nikon D7000, Nikon D610, Nikon D600, Nikon D90, Nikon D80, Nikon D70s, Nikon D70, Nikon D60, Nikon D50, Nikon D5500, Nikon D5300, Nikon D5200, Nikon D5100, Nikon D5000, Nikon D40x, Nikon D40, Nikon D3400, Nikon D3300, Nikon D3200, Nikon D3000, Nikon 1 J1, Nikon P6000, Nikon P7000

Features

- Triggers the shutter without disturbing the camera
- 16' (4.87 m) wireless range

Contents

- Wireless remote
- CR2025 battery (pre-installed)
- Velvet carrying pouch
- 1-year warranty

Contents

[1 Using your remote](#)


[2 Documents /
Resources](#)

[3 Related Posts](#)

Using your remote


1. Prepare your remote

Remove plastic tab.




2. Prepare your camera

Locate the Delayed remote (A) or Quick-response remote (B) mode on your camera (the mode name may vary depending on your model). Check your camera's user manual for detailed instructions on locating these modes.




3. Use your remote

Aim the remote at the camera and press the button.



Replacing your battery



2011. All rights reserved. Amazon and the Amazon Basics logo are trademarks of [Amazon.com](https://www.amazon.com), Inc. or its affiliates. All other trademarks are the property of their respective owners.



Made in China



Warning: Keep out of Reach of Children.

- Put positive and negative pole in the correct place.
- Care should be taken to prevent infants and children from putting the battery or other small parts in their mouths. Only use the specified battery (CR2025 3V).
- Keep the new or used batteries away from children. If the battery compartment does not close securely, or stop using the product and keep it away from children
- When disposing of batteries, do not put in household trash. Instead, give them to the collection station or dispose of them at special garbage depot.
- Remove empty batteries from the product.
- The batteries are non-rechargeable and must not be recharged.
- Do not use different types of batteries, mix new and used batteries, or mix alkaline, standard (carbon-zinc), or rechargeable batteries.
- Do not short-circuit connector clips.
- The product contains a coin battery. If the coin battery is swallowed, it can cause severe internal burns in just 2 hours and can lead to death. If you think batteries might have been swallowed or placed inside any part of the body, seek immediate medical attention.

FCC information:

This device complies with Part 15 of the FCC Rules. Operation is subject to the following two conditions:

1. this device may not cause harmful interference, and
2. this device must accept any interference received, including interference that may cause undesired operation.

Warning: Changes or modifications to this unit not expressly approved by the party responsible for compliance could void the user's authority to operate the equipment.

NOTE: This equipment has been tested and found to comply with the limits for a Class B digital device, pursuant to Part 15 of the

FCC Rules.

These limits are designed to provide reasonable protection against harmful interference in a residential installation. This equipment generates uses and can radiate radio frequency energy and, if not installed and used in accordance with the instructions, may cause harmful interference to radio communications.

However, there is no guarantee that interference will not occur in a particular installation. If this equipment does cause harmful interference to radio or television reception, which can be determined by turning the equipment off and on, the user is encouraged to try to correct the interference by one or more of the following measures:

- Reorient or relocate the receiving antenna.
- Increase the separation between the equipment and receiver.
- Connect the equipment into an outlet on a circuit different from that to which the receiver is connected.
- Consult the dealer or an experienced radio/TV technician for help.

Disposal



The Waste Electrical and Electronic Equipment (WEEE) Directive aims to minimize the impact of electrical and electronic goods on the environment, by increasing re-use and recycling and by reducing the amount of WEEE going to landfill. The symbol on this product or its packaging signifies that this product must be disposed separately from ordinary household wastes at its end of life. Be aware that this is your responsibility to dispose of electronic equipment at recycling centers in order to conserve natural resources. Each country should have its collection centers for electrical and electronic equipment recycling. For information about your recycling drop off area, please contact your related electrical and electronic equipment waste management authority, your local city office, or your house hold waste disposal service.



Points de collecte sur www.quefairedemesdechets.fr



amazon
basics

Documents / Resources



[amazon basics B003L1ZY6645Z Wireless Remote Control Shutter](#) [pdf] Instruction Manual

29843, B003L1ZY66, UM-V06-B3, B003L1ZY6645Z, B003L1ZY6645Z Wireless Remote Control Shutter, Wireless Remote Control Shutter, Remote Control Shutter, Control Shutter, Shutter

