

amazon basics
**23.2x32.75 3 Shelf
Shelving Unit with
Wheels**



amazon basics 23.2x32.75 3 Shelf Shelving Unit with Wheels Instruction Manual

[Home](#) » [amazon basics](#) » amazon basics 23.2x32.75 3 Shelf Shelving Unit with Wheels Instruction Manual 

Contents

- [1 amazon basics 23.2x32.75 3 Shelf Shelving Unit with Wheels](#)
- [2 Important Safeguards](#)
- [3 Before First Use](#)
- [4 Cleaning and Maintenance](#)
- [5 Specifications](#)
 - [5.1 INSTALLATION INSTRUCTION](#)
- [6 Assembly](#)
- [7 CONTACT](#)
- [8 Documents / Resources](#)
 - [8.1 References](#)
- [9 Related Posts](#)

amazon basics

amazon basics 23.2x32.75 3 Shelf Shelving Unit with Wheels



Important Safeguards



Read these instructions carefully and retain them for future use. If this product is passed to a third party, then these instructions must be included.

When using the product, basic safety precautions should always be followed to reduce the risk of injury including the following:

CAUTION Risk of injury! The product can tip over. Do not let children climb on or play with the product. The product can tip over. Do not let children climb on or play with the product.

- For domestic use only.
- Keep children and pets away while assembling the product.
- Always use the product on a firm, level ground.
- Do not use this product if any parts are missing, damaged, or worn.
- To avoid scratching the floor, assemble the product on a soft surface, such as a carpet.
- Do not over-tighten the fasteners.
- Regularly examine the product for wear and tear. Stop using the product at first sign of damage or if parts become detached.
- Engage the brakes on the casters when the product is not being moved.
- Do not set TV's or other heavy objects on top of this product.
- Do not overload the product. Load the product evenly and place the heaviest items on the lower shelves.
- The maximum load of each shelf when static on wheels is 73 lbs (33.1 kg) and 50 lbs (22.7 kg) when in motion.

Before First Use

DANGER Risk of suffocation!

Keep any packaging materials away from children and pets – these materials are a potential source of danger, e.g.

suffocation.

- Remove all the packing materials.
- Remove and review all components before assembly.
- Check the product for transport damages.

Assembly



For additional illustrated assembly steps, refer to the end of the written instructions.

- Ensure that all required contents are complete before assembly.
- Always assemble the product completely.

Cleaning and Maintenance

Cleaning

- To clean the product, wipe with a soft, slightly damp cloth.
- Wipe the product dry after cleaning.
- Never use corrosive detergents, wire brushes, abrasive scourers, or metal or sharp utensils to clean the product.

Storage

- Make sure the product is clean and dry.
- Wrap the product in protective material, such as moving blankets, bubble wrap, or furniture pads. This will prevent scratches and other damage during storage.
- Store the product in a dry, cool place, such as a climate-controlled storage unit or a dry basement.
- Avoid storing the furniture in areas that are damp, humid, or prone to temperature fluctuations. Cover the product with a breathable cover, such as a cotton sheet, to protect it from dust and moisture. Avoid using plastic covers, as they can trap moisture and cause mold and mildew to develop.
- Avoid stacking heavy items on top of each other, as this can cause damage. Instead, place heavy items on the bottom and lighter items on top.
- If the product can be disassembled, take it apart before storing it. This will make it easier to store and transport, and will also reduce the risk of damage during storage.
- Be sure to label each piece so to know how to reassemble it later.
- Check the product regularly during storage to ensure that it is in good condition.
- This will help to identify any problems early and prevent them from getting worse.
- Store the product in a safe place that is out of reach of children and pets. Make sure the storage area is clean, dry, and free from any potential hazards

Maintenance

Check the components regularly to make sure all screws and bolts are tightened.



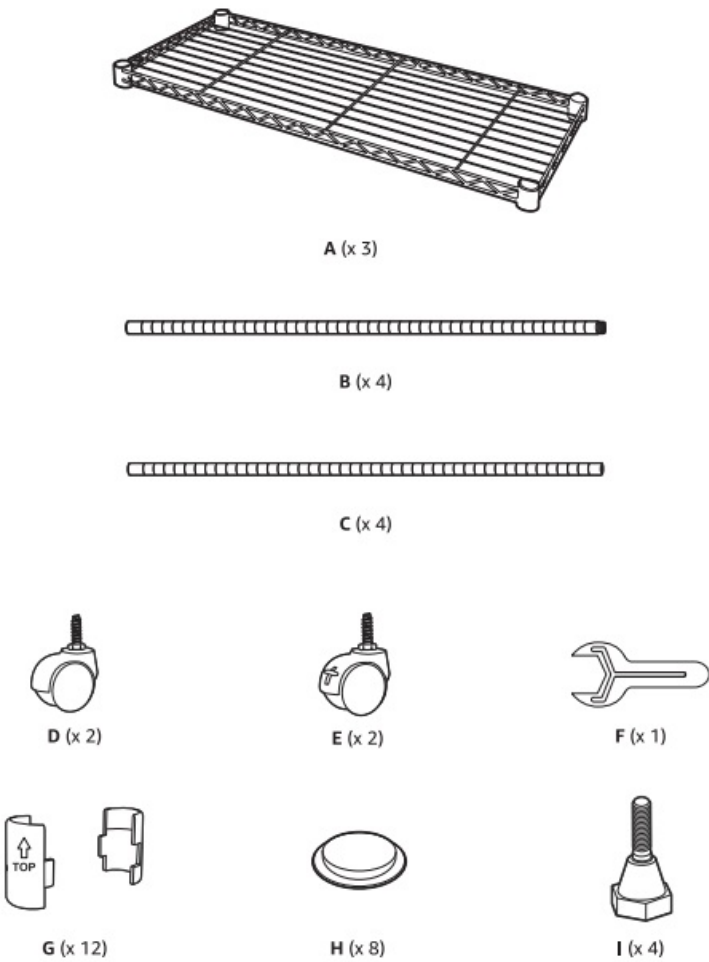
Dispose of the product according to local regulations. If in doubt, consult your local authorities

Specifications

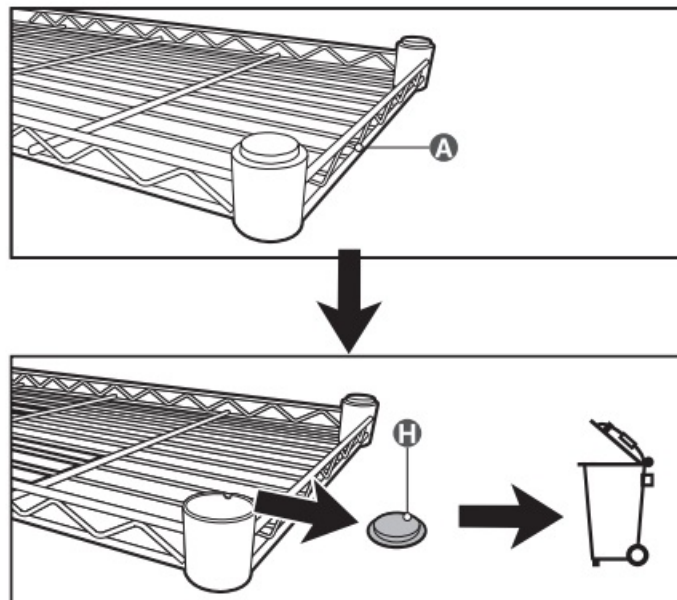
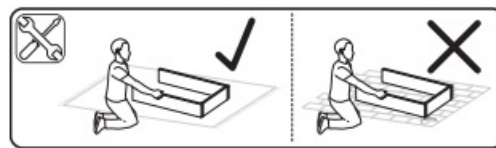
Maximum load	Static	In Motion
Shelving unit on wheels	220 lbs (100 kg)	150 lbs (68 kg)
One single shelf with wheel	73 lbs (33.1 kg)	50 lbs (22.7 kg)
Shelving unit with leveling feet	750 lbs (340 kg)	-
One single shelf with leveling feet	250 lbs (113.6 kg)	-

INSTALLATION INSTRUCTION

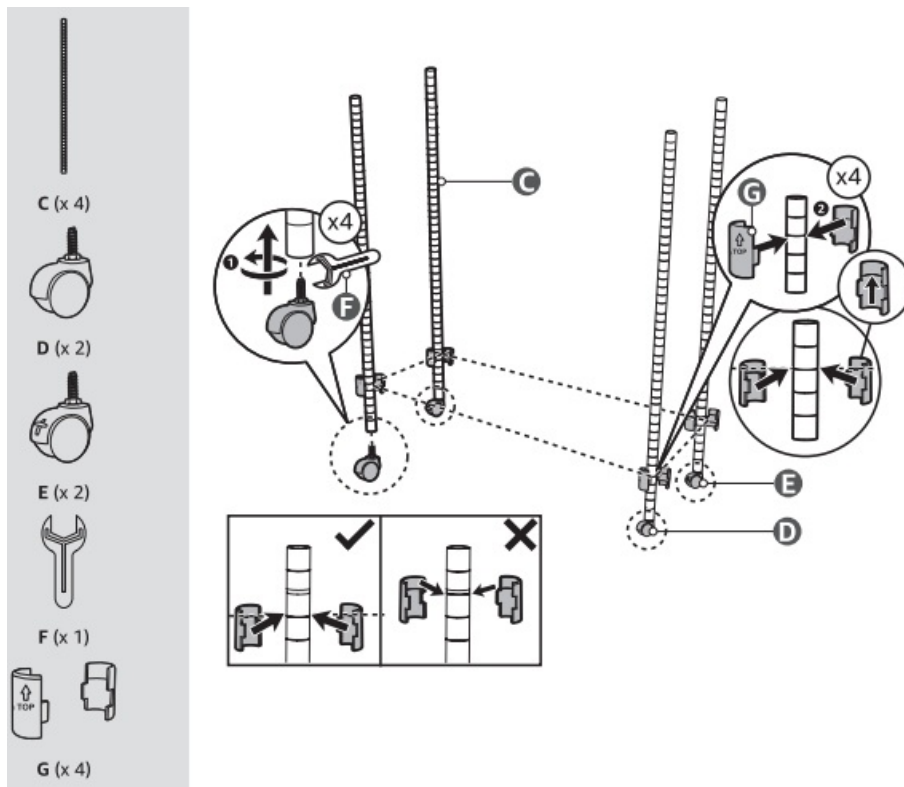
Delivery Content



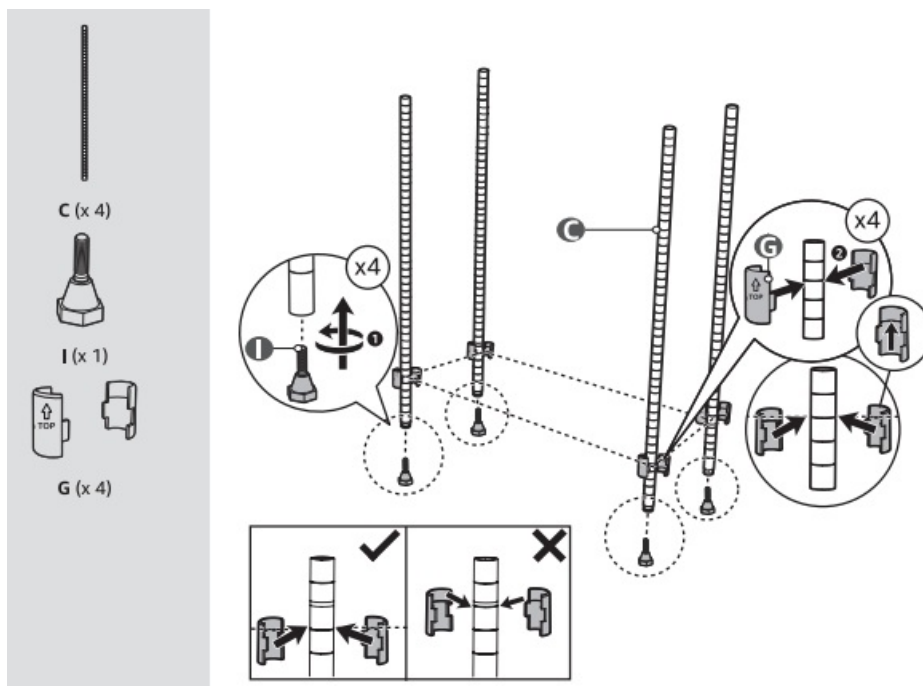
Assembly



NOTICE Discard the protective covers (H). These are used to separate the shelves for shipping purposes.

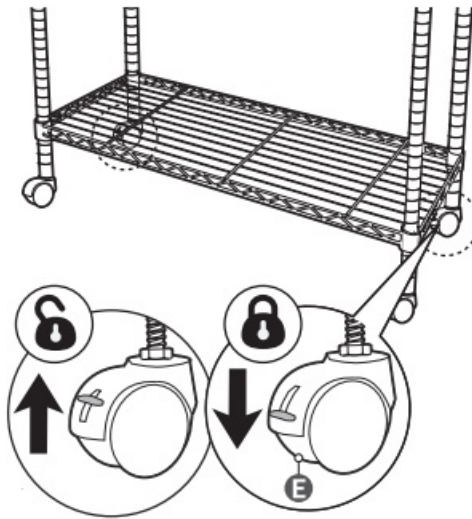


NOTICE Make sure lock the sleeves (E) following the TOP side. Match the ridges of the sleeves (E) to the indents on the legs (B/C).



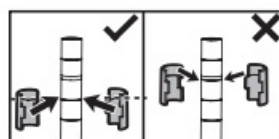
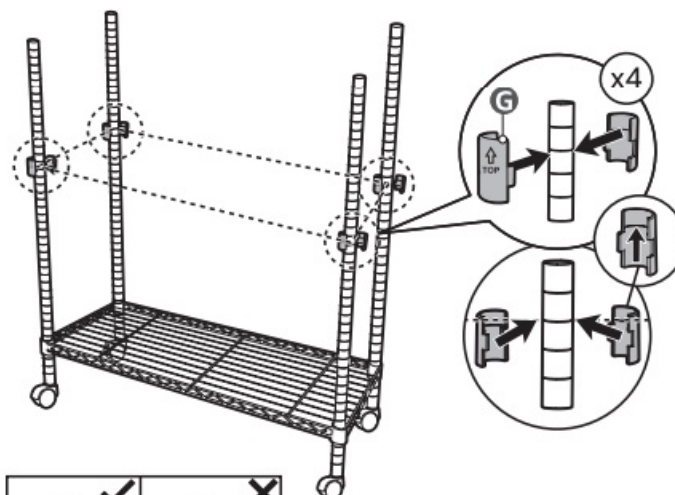
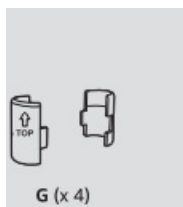
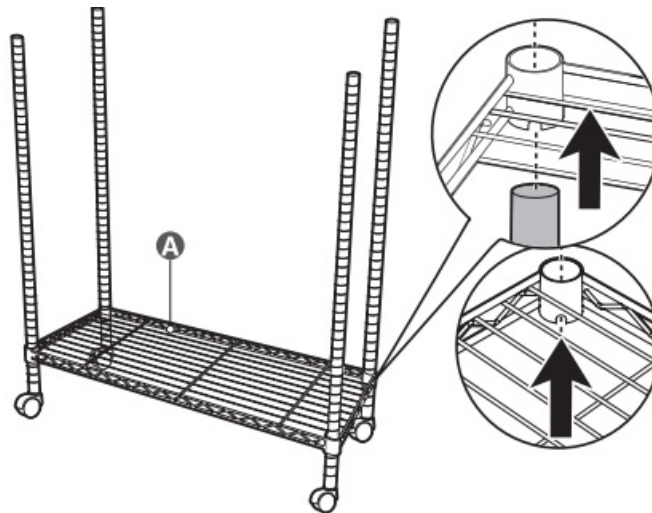
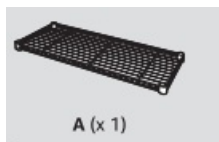
NOTICE Make sure lock the sleeves (E) following the TOP side. Match the ridges of the sleeves (E) to the indents on the legs (B/C).

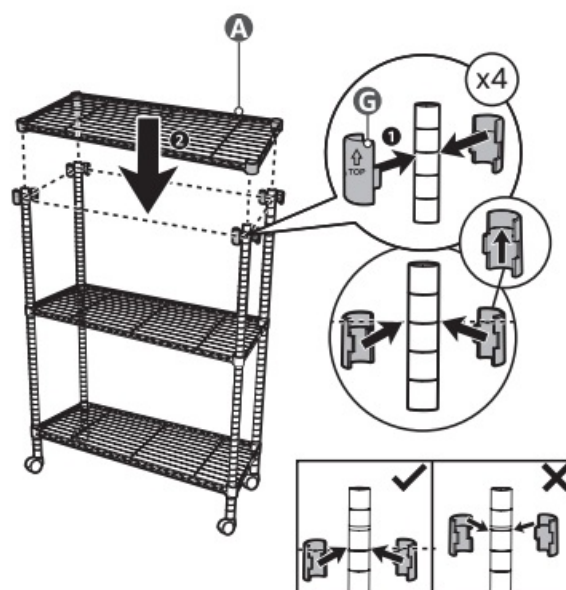
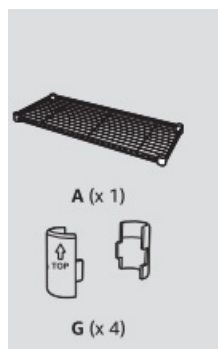
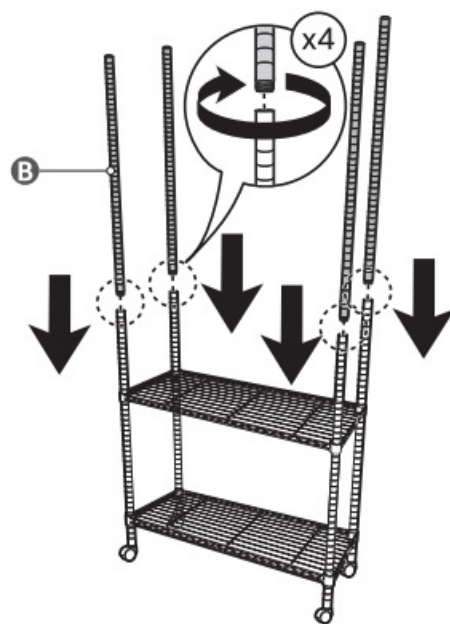

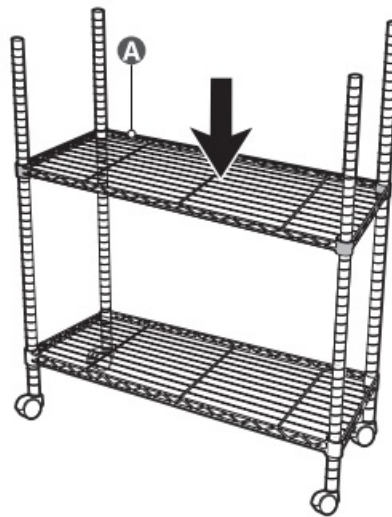

•

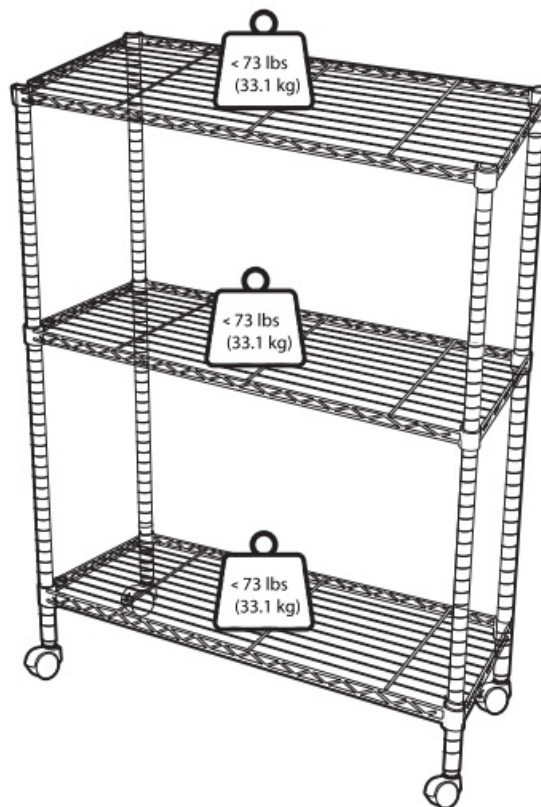
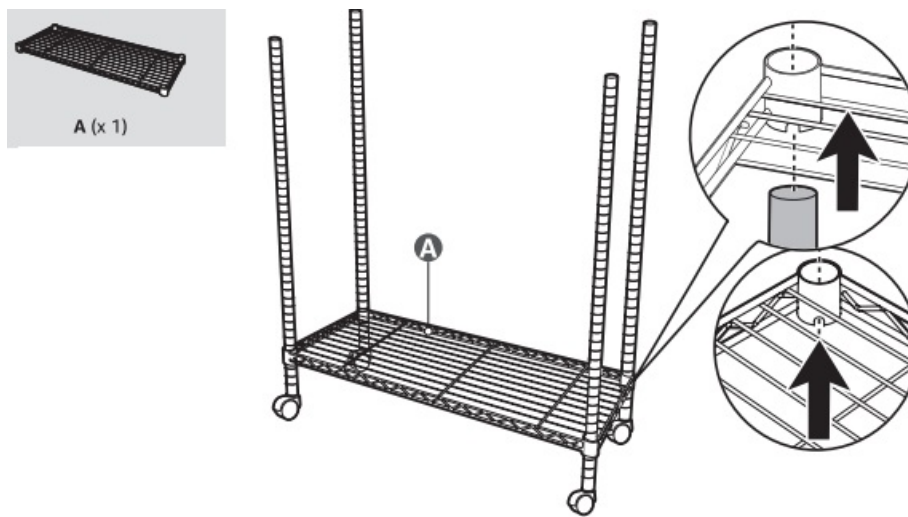


Brakes not engaged.

- Brakes engaged







CONTACT

Feedback and Help

We we don love vontang u federe. To ensure we are providing the best customer experience possible, Scan OR Code below with your phone camera or OR reader:




If you need help with your Amazon Basics product, please use the website or number below.

- amazon.com/gp/help/customer/contact-us

- +1 [877-485-0385](tel:877-485-0385)

Documents / Resources



amazon basics

3 Shelf Shelving Unit with Wheels
Model: B01L2J2H8N
Product ID: B01L2J2H8N
Page 1 of 1

[amazon basics 23.2x32.75 3 Shelf Shelving Unit with Wheels](#) [pdf] Instruction Manual
23.2x32.75 3 Shelf Shelving Unit with Wheels, 23.2x32.75, 3 Shelf Shelving Unit with Wheels,
Shelving Unit with Wheels, Unit with Wheels, with Wheels, Wheels

References

- [User Manual](#)

[Manuals+](#), [Privacy Policy](#)

This website is an independent publication and is neither affiliated with nor endorsed by any of the trademark owners. The "Bluetooth®" word mark and logos are registered trademarks owned by Bluetooth SIG, Inc. The "Wi-Fi®" word mark and logos are registered trademarks owned by the Wi-Fi Alliance. Any use of these marks on this website does not imply any affiliation with or endorsement.