




amazon basics 2023 CarPlay Wireless Adapter User Manual

[Home](#) » [amazon basics](#) » amazon basics 2023 CarPlay Wireless Adapter User Manual 

amazon basics 2023 CarPlay Wireless Adapter



Contents

- 1 COMPATIBILITY CHECK
- 2 How to find out if a car has Apple CarPlay?
- 3 HOW TO USE
- 4 ADDITIONAL EXPLANATION
- 5 PACKAGE LIST
- 6 SERVICE
- 7 ONLINE UPDATE
- 8 FAQ
- 9 Documents / Resources
 - 9.1 References
- 10 Related Posts

COMPATIBILITY CHECK

Supported Device

1. Supports iPhone 6 and later iPhone models.
2. The iPhone system version needs to be iOS 10 and above.
3. [IMPORTANT] Only for cars with wired Apple CarPlay.

How to find out if a car has Apple CarPlay?

Method 1: Plug your iPhone into the main USB port of the car. If the car has Apple CarPlay functionality, the app will pop up on the screen requesting permission on your phone.

Method 2: If there is a CarPlay icon in the car stereo menu, that your car has built-in Apple CarPlay



Method 3: Contact your car dealer for help.

Check out this website for supported car models: <https://www.apple.com/ios/carplay/available-models/>



Scan the code to check the compatibility

HOW TO USE

Setup Step

1. Start the car and wait for the car head unit system to be loaded.
2. Connect the wireless CarPlay dongle to your vehicle's USB or USB C port. Note if your car has several ports, please be sure to plug the dongle into the port that is for wired Apple CarPlay.
3. Turn on your iPhone's WiFi, then the adapter "smartDongle-xxxx" will appear in the list. Please do not connect to it or to any other WiFi list at this time, just keep Wi-Fi on and not be occupied.

4. Turn on the Bluetooth, search for the adapter “smartDongle-xxxx”, then click it to pair. After a fewseconds, the phone will prompt “Use Carplay”, click the prompt and wait for 5-15 seconds to connect successfully.
5. After the first pairing, the wireless CarPlay dongle will automatically reconnect to your iPhone when you use it again. In some cars, you may need to choose the option of “Start automatically” in the CarPlay settings to activate this function.



Scan the code to viewproduct usage setup video

Note

1. The dongle can be paired with multiple iPhones, but it can't connect with them at the same time. Before pairing to a new iPhone, please disconnect the WiFi and Bluetooth of the currently connected phone
2. By default, the system will connect back to the last used iPhone. If the iPhone to be used this time is not the last used iPhone, you need to manually set up the connection.

ADDITIONAL EXPLANATION

Working Principle

- Wireless CarPlay Adapter uses Bluetooth to set up the connection between the phone and the vehicle and then it switches to using WiFi for the actual functionality.
- After the Bluetooth pairing is successful, the phone WiFi will automatically connect to the dongle's WiFi, and then disconnect the Bluetooth connection by default.

Based on the working principle of the dongle, please pay attention to the following:

1. When enjoying the wireless CarPlay function, the phone's WiFi will be occupied by the dongle, other WiFi cannot be used during this period. If there is a conflict between other WiFi and the dongle's WiFi, you may need to manually disconnect the connection of other WiFi to keep the wireless CarPlay use.
2. The auto-connection function of the dongle requires you to keep the WiFi and Bluetooth of the mobile phone available. In addition, please set the WiFi network of the dongle to “Auto-Join”:
 - A. Settings > WLAN > Ask to Join Networks: select “Notify”;
 - B. Settings > WLAN > Click the “i” symbol on the far right of “SmartDongle-****” > turn on “Auto-Join”.
3. Since the dongle will disconnect the Bluetooth connection after pairing, your phone's Bluetooth may automatically connect to other devices, which may cause CarPlay mic input or sound playing to be unavailable. You may need to manually disconnect your phone from the other Bluetooth or switchoff the Bluetooth directly to

fix it. (Bluetooth plays a pairing role in the work of the dongle. When the pairing is completed, it only needs wifi to keep working, so it doesn't matter to turn off Bluetooth. But when you use it next time, you still need to turn on Bluetooth, so that the dongle can be automatically paired and connected.)

PACKAGE LIST

1 x Wireless CarPlay Adapter
1 x USB C to USB adapter
1 x User Manual

SERVICE

Warranty (in the case of non-artificial damage)

1. Lifetime technical support;
2. 100% money-back guarantee;
3. Free replacement for failed products.

*No need to return and don't worry miss the Amazon return window, please contact us directly

Contact Us on Amazon:

- A. Go to "Your orders" on your Amazon account;
- B. Find the corresponding order;
- C. Select "Problem with order" and choose the topic;
- D. Select Contact seller.



If there is any issue while using the adapter or any dissatisfaction, we sincerely hope to have an opportunity to make it right.

ONLINE UPDATE

Premise

1. If the dongle works properly, it means the current version is suitable for your car. It is not recommended to update the firmware in this case to avoid any problems.
2. Only try this solution when the problem you encountered cannot be resolved by the solutions in the "FQA" list.
3. If problems occur after the upgrade, please "Restore factory settings".

Upgrade Steps / Enter the Settings Interface

Car Make E.g. Toyota

Model Name E.g. Camry XLE

Year E.g. 2020

Detailed description of the problem:

Please enter text here

Submit

Online Update

New version is available

Update

Update Notes

1. fix some bugs

Report the issue

Check for update

1. Power up the adapter, it is recommended to use the charging-only port.
2. Connect the dongle's wifi, the password is "88888888".
3. Open Safari and enter "192.168.1.101", then tap "Update".
4. On the same page, you could also fill in the car make, model years, and issue details, next tap "Submit" to report the issue. Our engineers will document your problem and research possible solutions.
5. After the upgrade is complete, please restart the phone once before using the dongle.

*If the update fails, please try to turn off the Bluetooth function of your phone, then turn off-restart the wifi function once, finally re-enter the wifi password to connect and update.

*If your problem is not finally resolved, please contact us for a refund (no return required)

FAQ

1. What is the password to connect to WiFi?

What we need to connect is Bluetooth, not WiFi. No password is required for connecting to Bluetooth. Make sure your WiFi is turned on and unoccupied when pairing.

2. The indicator light of the dongle is still on after the car is turned off?

Because the car will not cut off all the power immediately when it is turned off, the light of the dongle will not go out immediately, but it will take a while. Please rest assured that its power consumption is minimal and will not drain the car battery.

3. Can't find the Bluetooth or WiFi of the dongle?

If convenient, you can test it with another iPhone. If only a specific iPhone cannot find the Bluetooth or WiFi of the dongle, please try to reset the network and Bluetooth settings of this iPhone and then restart the phone once; if the same problem happens on other iPhones, the unit may be defective. In this case, please let us know and we will refund you or send you a replacement.

4. Audio input or output issues: calls rejected or forwarded to voicemail/no play sound/microphone not working/music playback interrupted or paused/voice functioning abnormally...

1) Please check your phone's Bluetooth to see if it is connected to another device. If so, please ignore other auto-connected Bluetooth devices or turn off the Bluetooth directly.

2) Clear the programs running in the background of your phone when using the dongle.

3) When on a call, check that your "Audio" output option is CarPlay.

* **Note:** Bluetooth plays a pairing role in the work of the dongle. When the pairing is completed, it only needs wifi to keep working, so it doesn't matter to turn off Bluetooth. But when you use it next time, you still need to turn on Bluetooth, so that the dongle can be automatically paired and connected.

5. Persistent disconnection?

1) The dongle relies on a WiFi connection to your phone to work. Dropped connections are usually caused by wifi interference. Do you have other wifi devices in your car, such as a car camera with a WiFi function? If so, you may need to ignore other wifi networks when using the dongle.

2) You can also improve this problem by resetting your mobile WLAN network. Also, updating the firmware of your dongle is worth trying. Reset network settings (this will cause you to re-enter your password when using a network you have previously connected to) Go to Settings > General > Transfer or Reset [Device] > Reset > Reset Network Settings.

6. Can the adapter be paired with multiple phones?

The dongle can be paired with multiple iPhones, but only one device can be connected at a time. If you would like to pair it with a new iPhone, please cancel the current connection first. Please note, by Bluetooth function default, the dongle's system will only auto-connect back to the last used iPhone.

7. Unable to automatically reconnect?

1) In some cars, we need to select "automatic connection" in the CarPlay settings, so that the automatic connection function of the dongle can be used.



2) Check phone settings:

B Settings > WLAN > Ask to Join Networks: select "Notify";

B. Settings > WLAN > Auto-Join Hotspot > select "Automatic"(or no need change);

C. Settings > WLAN > Click the "i" symbol on the far right of "smartDongle-****" > turn on "Auto-Join". 3) Other cases:

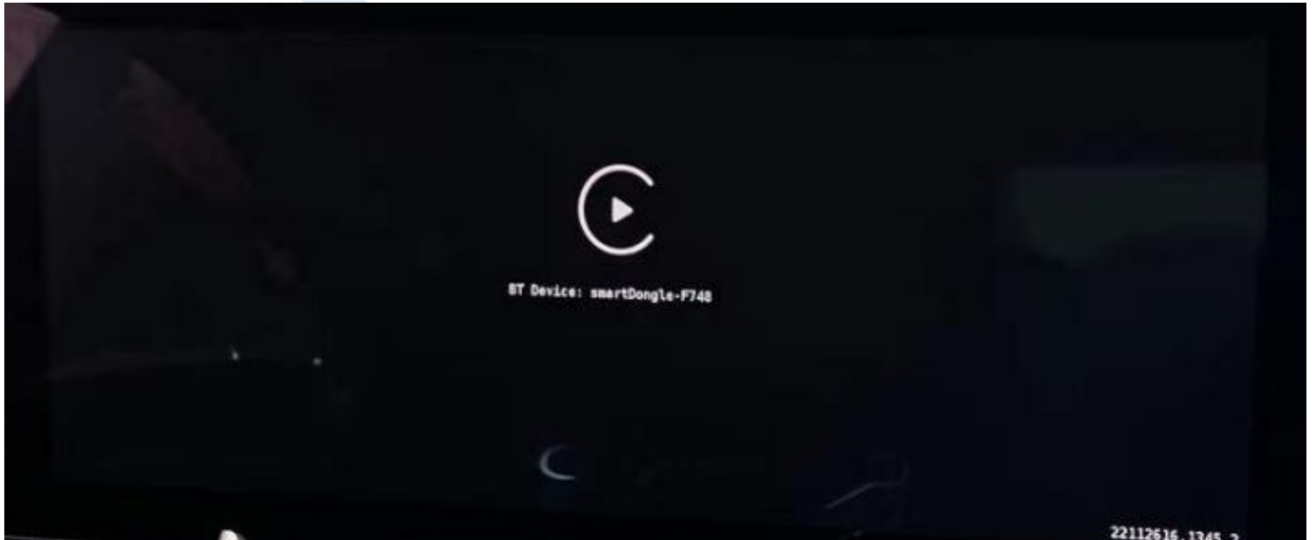
A. Please make sure that the Bluetooth and WiFi functions of your mobile phone are turned on and the Bluetooth is not occupied when you get in the car;

B. Clear the pairing record, restart the phone and re-pair the dongle. 4) Try to upgrade the firmware.

8. When the phone plays videos, the audio is not synchronized with the video?

Even the original wireless CarPlay that comes with the car also has an audio delay when watching the video. Because video transcoding is more complex than normal audio file transcoding and takes longer to process. This is a normal problem of wireless CarPlay, not the adapter's problem.

9. Car screen goes black after pairing?

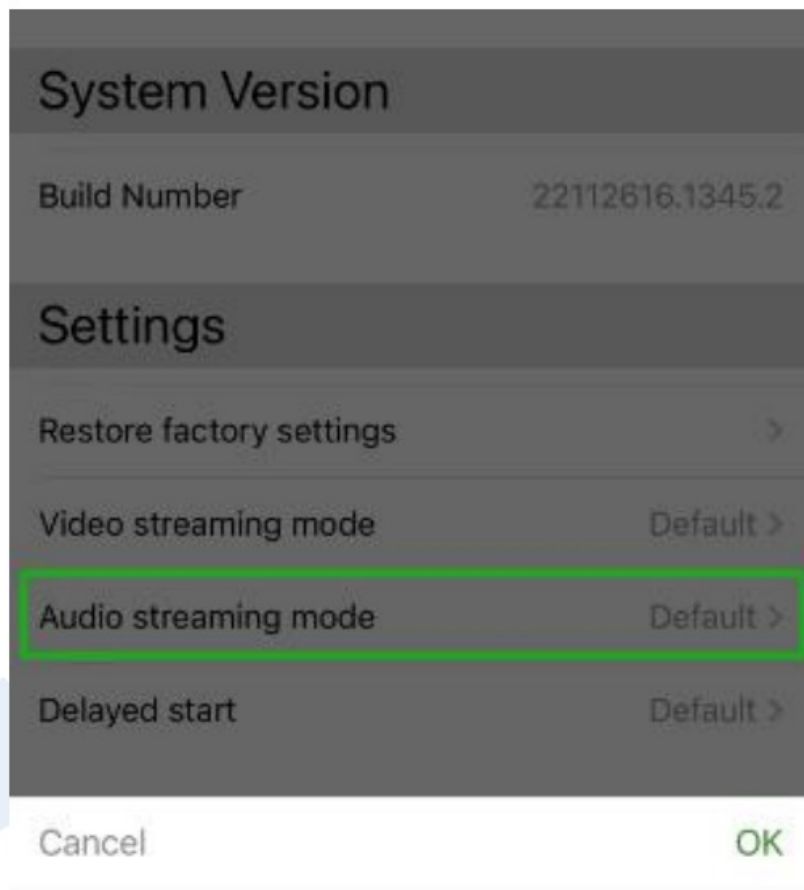


1) When we pair it for the first time, we need to keep the wifi turned on (no need to manually connect to the dongle's wifi at this time), and then perform Bluetooth pairing. When the Bluetooth pairing is successful, the wifi will automatically become connected to the dongle. You can observe whether your wifi has automatically changed to the state of connecting the dongle when this page appears.

If not, please unplug the dongle – ignore the “smartDongle-****” on your Bluetooth list – restart your phone once – plug the dongle and repair it again.

2) If it still doesn't work, please try to upgrade the firmware.

10. Audio lag or sound quality problem (excluding audio delay during video playback) ?



Modify the “Audio streaming mode”:

- 1) Enter the dongle’s setting interface;
- 2) Find “Audio streaming mode” – there are 4 modes optional:

Default — A fixed setting suitable for most car models;

Mode 1 — A fixed setting suitable for some car models;

Mode 2 — Adaptive settings based on car parameters

Mode 3 — Unmodified car audio output settings

Usually, we recommend using the default mode and mode 2. You can also try other modes to get the best results.

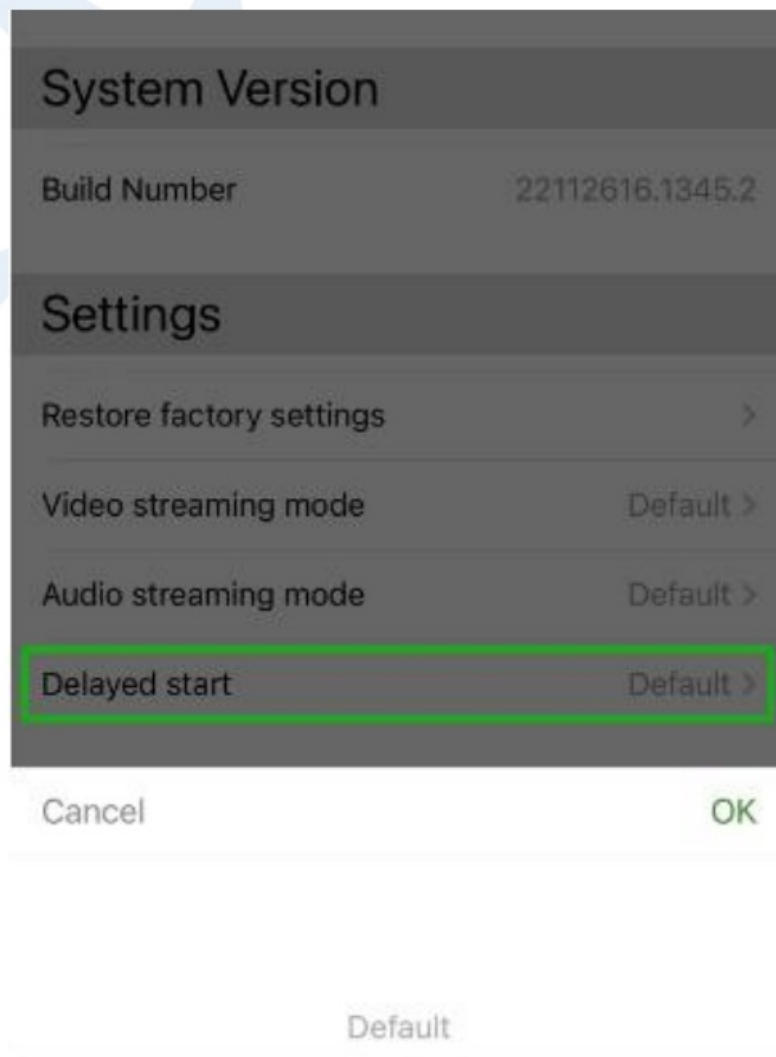
- 3) Please restart your phone before using the dongle again.

- 4) If this method does not work, please return the “Audio streaming mode” to the “Default”, and then try to upgrade the dongle.

11. When pairing, CarPlay does not start or the car prompts that the device is not compatible/does not recognize the USB... Modify the “Delayed start” mode:

- 1) Enter the dongle’s setting interface;
- 2) Find “Delayed start” – Change the mode from “Default” to “Mode 1”;
- 3) Please restart your phone before using the dongle again.
- 4) If this method does not work, please return the “Delayed start” mode to the “Default”, and then try to upgrade the dongle.

NOTE: The “Video streaming mode” no need to be changed.




Wireless CarPlay Adapter

Please read the manual carefully before use and we recommend keeping this manual for future reference.

NOTE: The “Video streaming mode” no need to be changed.

Documents / Resources

	amazon basics 2023 CarPlay Wireless Adapter [pdf] User Manual 2023 CarPlay Wireless Adapter, 2023, CarPlay Wireless Adapter, Wireless Adapter, Adapter
---	---

References

- [🍏 iOS - CarPlay - Available Models - Apple](#)

- [User Manual](#)

Manuals+.