



alzaTools AT-CL20V 20V Cordless Lamp User Manual

[Home](#) » [alzaTools](#) » alzaTools AT-CL20V 20V Cordless Lamp User Manual 

alzaTools AT-CL20V 20V Cordless Lamp



Contents

- 1 SAFETY INSTRUCTIONS
- 2 TECHNICAL DATA
- 3 OVERVIEW
- 4 USE
 - 4.1 INTENDED USE
 - 4.2 PREPARATION FOR OPERATION
 - 4.3 OPERATION/SETTING
 - 4.4 REFLECTOR HOUSING ANGLE ADJUSTMENT
- 5 EC DECLARATION OF CONFORMITY
- 6 WARRANTY & SUPPORT
- 7 Documents / Resources
 - 7.1 References
- 8 Related Posts

SAFETY INSTRUCTIONS

EXPLANATION OF SYMBOLS ON THE PRODUCT PACKAGING/TYPE LABEL



Read the operating instructions carefully before use



Ensure proper recycling of the product at the end of its service life and all packaging materials.



Do not throw batteries into a fire!



Do not throw batteries into water!



Li-Ion

Do not dispose of batteries with normal household waste.



Do not expose batteries to excessive temperatures above 45 °C.

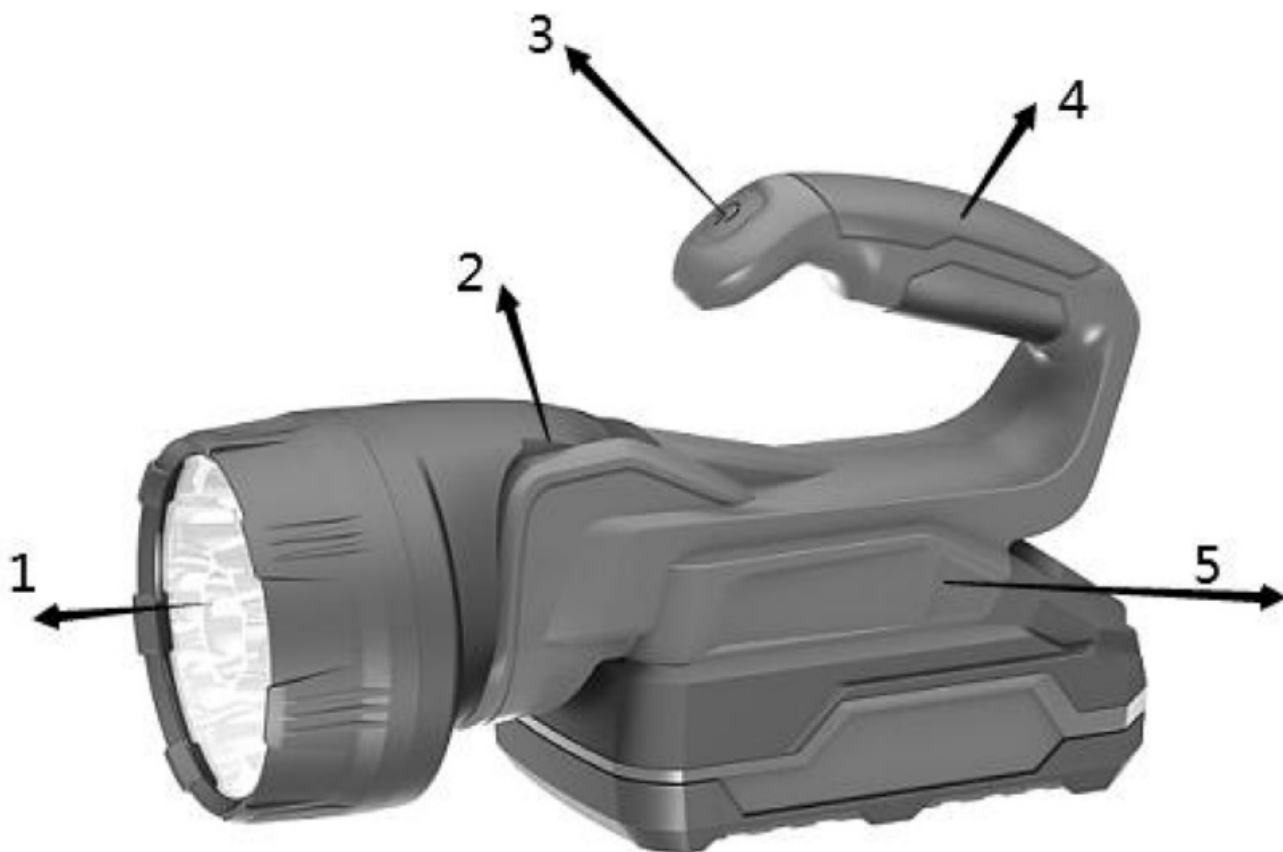
- Read all warnings and instructions. Failure to follow the warnings and instructions may result in electric shock, fire and/or serious injury.
- Please read and refer to all safety warnings and instructions that come with the battery or the power tool that came with the battery.
- Handle the rechargeable light with care. The rechargeable light generates strong heat, which leads to an increased risk of fire and explosion.
- Do not operate the rechargeable light in a potentially explosive atmosphere.

- Do not press the switch again after the battery lamp has automatically switched off. The battery may be damaged.
- Do not cover the light head while the light is in operation. The lamp head heats up during operation and can cause burns when this heat builds up.
- Do not use the rechargeable light on the road. The rechargeable light is not approved for road lighting.
- Remove the battery before any work on the battery lamp (e.g. installation, maintenance, etc.) and during transport and storage.
- Do not allow children to use the rechargeable light. It is designed for professional use. Children may unintentionally dazzle themselves or others.
- **WARNING!** Do not look into the light beam for a long time. Optical radiation can be harmful to the eyes.
- Keep a minimum distance between the rechargeable light and all illuminated surfaces and objects. Failure to observe this distance may cause the illuminated objects to overheat.
- This rechargeable light is not intended for use by children or persons with reduced physical, sensory or mental capabilities, or lack of experience and knowledge. This rechargeable flashlight may only be used by children from the age of 8 and persons with limited physical, sensory or mental capabilities or lack of experience and knowledge if they are supervised or instructed by a person responsible for their safe handling with a rechargeable light and understand the dangers involved. Otherwise, there is a risk of mishandling and injury.
- Avoid dust deposits in the workplace. Dust can easily ignite.

TECHNICAL DATA

Rechargeable light	
Voltage	20 V
Power consumption	3 W
Number of LEDs	3
Luminous flux	260 lm
Colour temperature	7,000 K

OVERVIEW



1. Reflector housing
2. Joint axis
3. Switch
4. Handle
5. Slot for installing the battery

USE

INTENDED USE

The light is a battery and portable light source. The light is produced by an energy- saving LED diode. Unlike traditional light bulbs, LEDs are resistant to mechanical shocks and have a lifespan of 10,000 hours.

PREPARATION FOR OPERATION

REMOVING AND INSERTING THE BATTERY

- Press the battery lock button and slide the battery out
- Insert the charged battery into the battery installation slot; you should hear a click once the battery lock button engages.

OPERATION/SETTING

TURNING ON/OFF

Switching on – press the power button (3).

Switching off – press the power button (3) again.

REFLECTOR HOUSING ANGLE ADJUSTMENT

The axis of the joint (2) allows you to change the position of the reflector cover (1) associated with the handle (4) to one of four positions.

EC DECLARATION OF CONFORMITY

Identification of the manufacturer / importer's authorised representative:+

Manufacturer: Alza.cz, a. s.

Registered office: Jankovcova 1522/53, Holešovice, 170 00 Prague 7

Company ID: 27082440

Subject of the declaration:

Name: Rechargeable light

Model/Type: AT-CL20V

The above product has been tested in accordance with the standard (s) used to demonstrate compliance with the essential requirements set out in the Directive (s):

Low Voltage Directive 2014/35/EU

Electromagnetic Compatibility (EMC) Directive 2014/30 / EU

Directive No. (ES) 2011/65/EU (RoHS) and (EU) 2015/863

Reference to harmonised standards:

EN60598-2-8:2013

EN60598-1-2015

EN62493:2015

EN55015:2013

EN55015:2013/A1:2015

EN61547:2009

EC type-examination was carried out on:

No. 0123 TÜV SÜD Product Service GmbH, Certification Body, Ridlerstraße 65, 80339 Munich, Germany

Certificate number: N8A 063263 0112

Ing. Jan Melena

Business Development Manager

Sales and Purchasing; Private Labels



Prague, 22. 9. 2021



WARRANTY & SUPPORT



Your new product is protected by our 24-month warranty, or extended warranty (if stated), which you can apply at any of our points of sale. For inquiries, you can use the contact form or one of our international call center's.

On-line: www.alzashop.com/contact
United Kingdom +44 (0)2035144411

This product meets all of the related basic EU regulation requirements. The EU declaration of conformity is available on www.alzashop.com/doc.
This product sold in the European Union meet the requirements of Directive 2011/65/EU on the restriction of the use of certain hazardous substances in electrical and electronic equipment (RoHS).
The use of the WEEE Symbol indicates that this product should not be treated as household waste. By ensuring this product is disposed of correctly, you will help protect the environment.
For more detailed information about the recycling of this product, please contact your local authority, your household waste disposal service provider, or the shop where you purchased the item.



Documents / Resources

  <small>20V Cordless Lamp</small>	alzaTools AT-CL20V 20V Cordless Lamp [pdf] User Manual AT-CL20V 20V Cordless Lamp, AT-CL20V, 20V Cordless Lamp, Cordless Lamp, Lamp
--	--

References

-  Alza | Alzashop.com
-  Alza | Alzashop.com