



## Aluratek C Hub Card Reader HDMI User Guide

[Home](#) » [Aluratek](#) » Aluratek C Hub Card Reader HDMI User Guide 

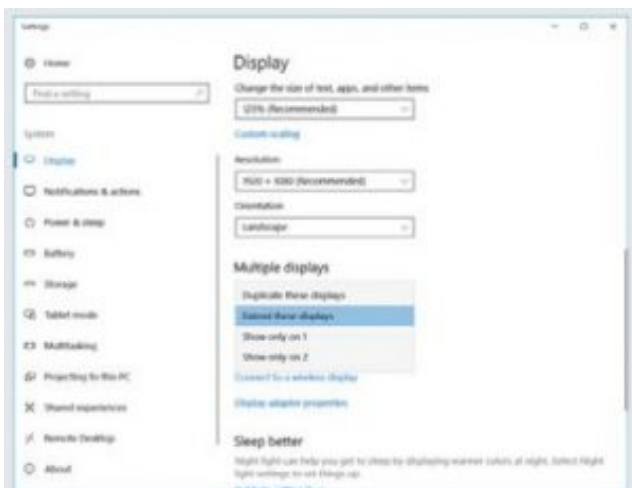
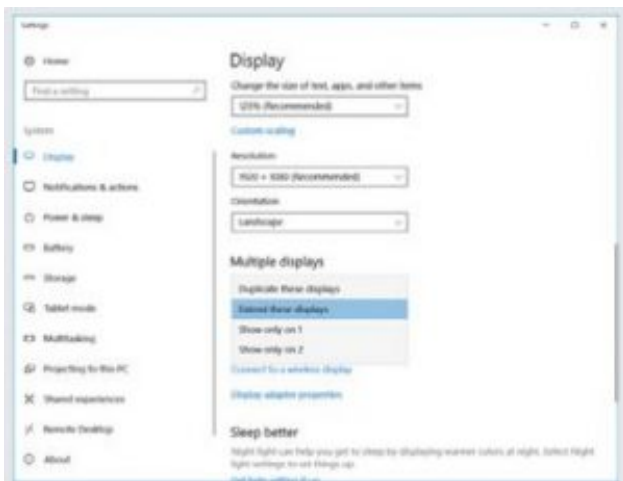
### Aluratek C Hub Card Reader HDMI User Guide



#### Contents

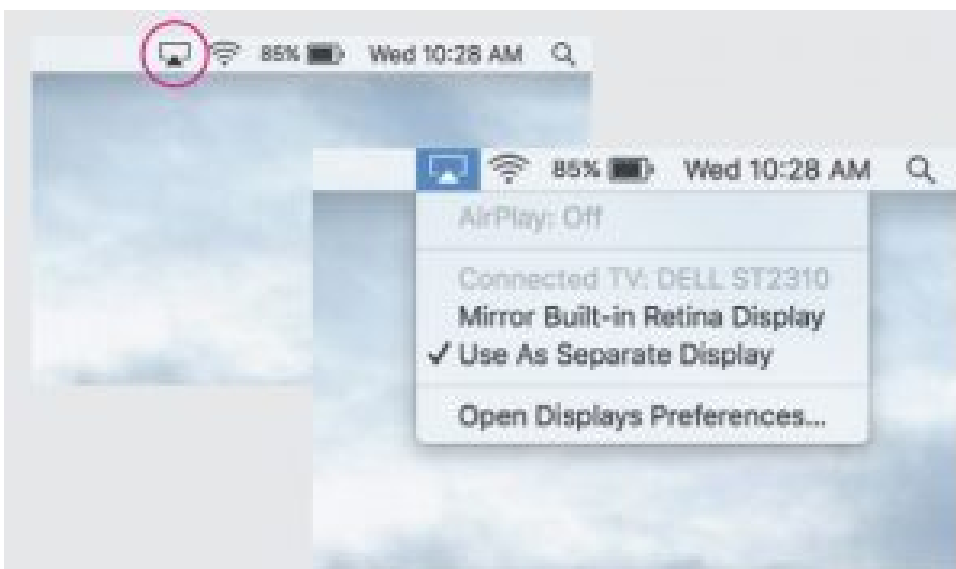
- [1 Configuring the Display mode for Windows](#)
- [2 Configuring the Display mode for macOS](#)
- [3 Technical Support](#)
- [4 Radio and TV Interference Statement](#)
- [5 Documents / Resources](#)
  - [5.1 References](#)
- [6 Related Posts](#)

### Configuring the Display mode for Windows



- Connect a HDMI cable from AUMC0302F to the display of your choice
- Windows Home > Settings > System >Display Navigate to:
- Select the desired display
- Select either Duplicate these displays” (mirror mode) or “Extend these displays” (extend mode)

## Configuring the Display mode for macOS



- Connect an HDMI cable from AUMC0302F to the display of your choice

- Move cursor to top navigation ba



- Select:
- Select “Mirror Built-in Retina Display” to mirror your screens Or select “Use As Separate Display” to extend your screens

## Technical Support

If you need further assistance, please contact the Aluratek support department for troubleshooting prior to returning this device. E-mail: [support@aluratek.com](mailto:support@aluratek.com) Web: [www.aluratek.com/helpdesk](http://www.aluratek.com/helpdesk) Local (Irvine, CA): **714-586-8730** Toll free: **1-866-580-1978**

## Radio and TV Interference Statement

**WARNING!!!** This equipment has been tested and found to comply with the limits of a Class B digital device, pursuant to part 15 of the FCC rules. These limits are designed to provide reasonable protection against harmful interference in a residential installation.

This equipment generates, uses and can radiate radio frequency energy and, if not installed and used in accordance with the instruction, may cause harmful interference to radio communications. However, there is no guarantee that interference will not occur in a particular installation. If this equipment does cause harmful interference to radio or television reception, which can be determined by turning the equipment off and on, the user is encouraged to try to correct the interference by whatever measures may be required to correct the interference.

## Warranty

Aluratek warrants this product against defect in material or workmanship for 1 YEAR from the date of purchase. This warranty becomes invalid if the factory-supplied serial number or “warranty void” sticker has been removed or altered on the product. This warranty does not cover:

- Cosmetic damage or damage due to acts of God
- Accident, misuse, abuse, negligence or modification of any part of the product.
- Damage due to improper operation or maintenance, connection to improper equipment, or attempted repair by anyone other than Aluratek.
- Products sold AS IS or WITH FAULTS. IN NO EVENT SHALL ALURATEK'S LIABILITY EXCEED THE PRICE PAID FOR THE PRODUCT FROM DIRECT, INDIRECT, SPECIAL, INCIDENTAL, OR CONSEQUENTIAL DAMAGES RESULTING FROM THE USE OF THE PRODUCT, IT'S ACCOMPANYING SOFTWARE, OR IT'S DOCUMENTATION.

Aluratek makes no warranty or representation, expressed, implied, or statutory, with respect to it's products, contents or use of this documentation and all accompanying software, and specifically disclaims it's quality, performance, merchantability, or fitness for any particular purpose. Aluratek reserves the right to revise or update it's product, software or documentation without obligation to notify any individual or entity.

## Documents / Resources



## [Aluratek C Hub Card Reader HDMI](#) [pdf] User Guide

C Hub Card Reader HDMI, AUMC0302F

### References

- [🔗 Digital Frames, Bluetooth & Mobile Accessories | Aluratek](#)
- [🔗 Customer Service Help Desk](#)