



Altronix T2428100CP Open Frame Transformer User Manual

[Home](#) » [Altronix](#) » Altronix T2428100CP Open Frame Transformer User Manual 



T2428100CP Open Frame Transformer
User Manual



**T2428100CP
AC Power Supply**

Contents

[1 Overview:](#)

[2 Specifications:](#)

[3 Installation](#)

[Instructions:](#)

[4 Documents / Resources](#)

[4.1 References](#)

[5 Related Posts](#)

Overview:

Altronix T2428100CP provides power for electronic power supplies and equipment including security, access control, and surveillance devices.

Specifications:

Input: 115VAC 50/60Hz, 0.95A.

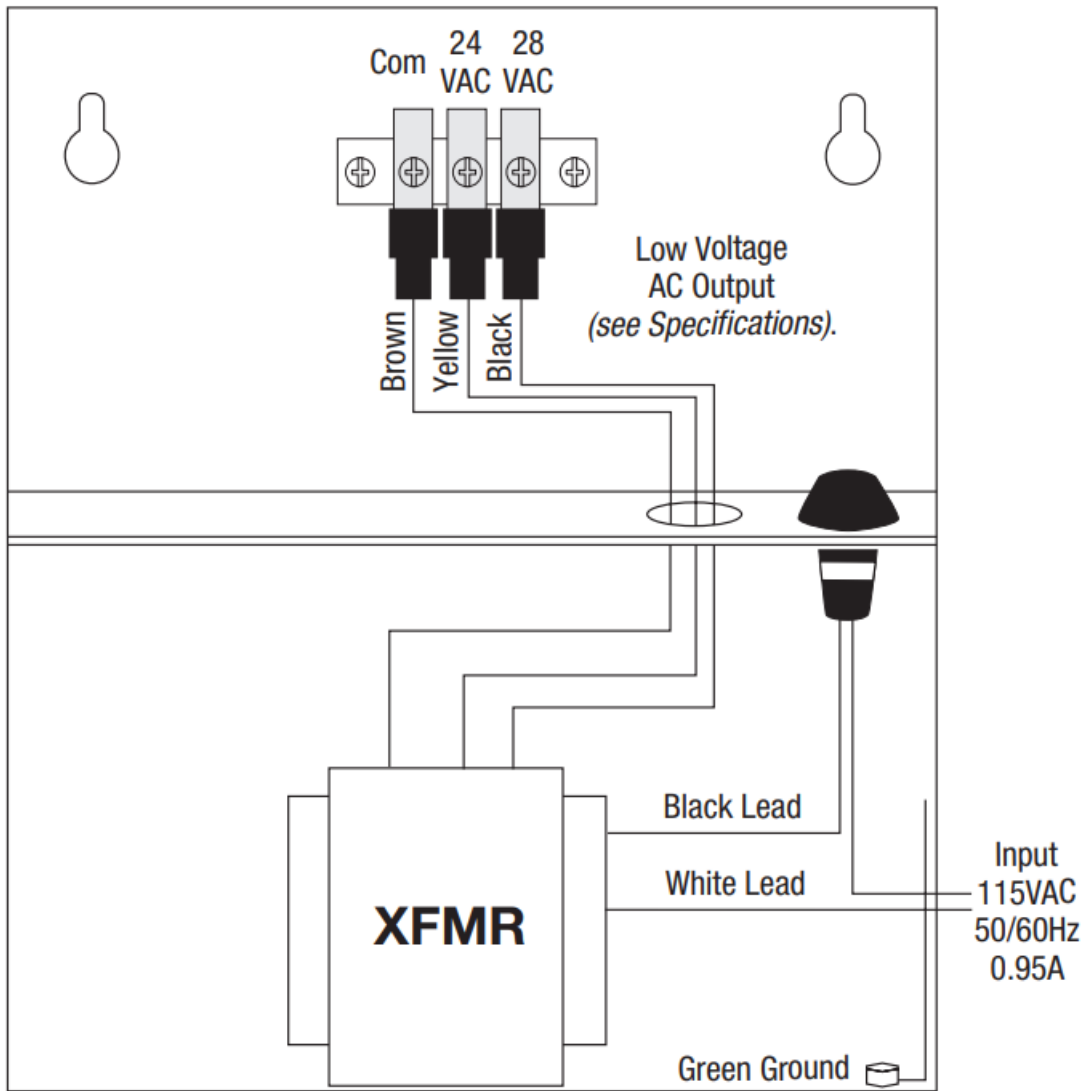
- Output: 24VAC @ 4A or 28VAC @ 3.5A supply current.
- In-line fuse rated @ 3.5A/250V.
- 220VAC models are available upon request.

Installation Instructions:

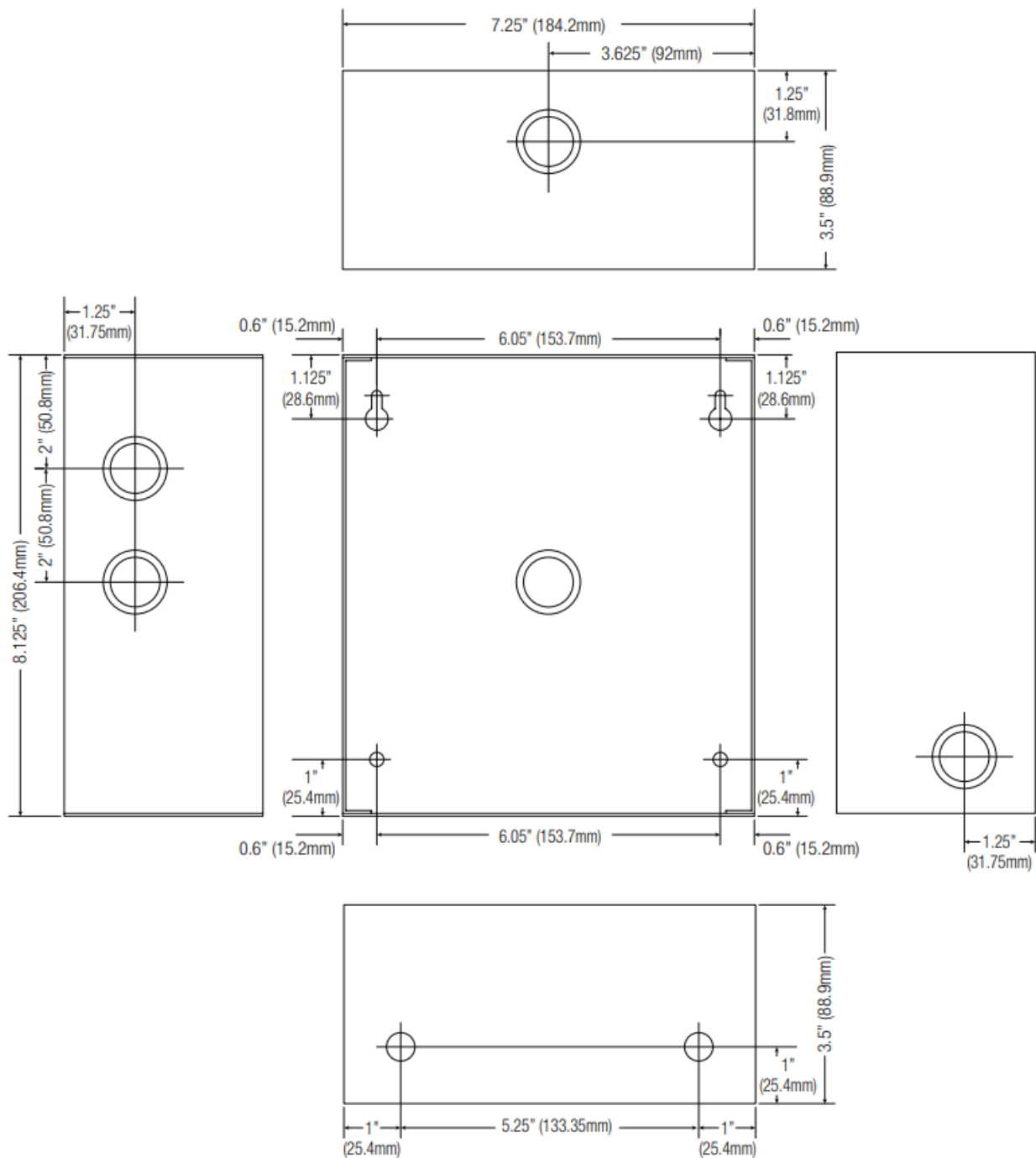
1. Mount unit in the desired location. Mark and predrill holes in the wall to line up with the top two (2) keyholes in the enclosure. Install two (2) upper fasteners and screws in the wall with the screw heads protruding. Place the enclosure's upper keyholes over the two (2) upper screws, level and secure. Mark the position of the lower two (2) holes. Remove the enclosure. Drill the lower holes and install the two (2) fasteners. Place the enclosure's upper keyholes over the two (2) upper screws. Install the two (2) lower screws and make sure to tighten all screws (Enclosure Dimensions, pg. 2).
2. Connect the AC (115VAC 50/60 Hz) to the black and white flying leads of the transformer (Fig. 1).
3. Measure output voltage before connecting device. This helps avoiding potential damage.
4. For 24VAC configuration use terminals marked [COM] and [24VAC]. For 28VAC configuration use terminals marked [COM] and [28VAC].
5. Upon completion of the wiring secure enclosure door with screws (supplied).

WARNING: This installation should be made by qualified service personnel and should conform to the National Electrical Code and all local codes.

Fig. 1



Enclosure Dimensions (H x W x D approximate):
8.5" x 7.5" x 3.5" (215.9mm x 190.5mm x 88.9mm)



MEMBER

Altronix is not responsible for any typographical errors.
Product specifications are subject to change without notice.


140 58th Street, Brooklyn, New York 11220 USA

phone: 718-567-8181 | fax: 718-567-9056

website: www.altronix.com

e-mail: info@altronix.com

Documents / Resources

 The image shows the cover of the Altronix T2428100CP Open Frame Transformer User Manual. It features the Altronix logo at the top left, followed by the product name 'T2428100CP' and 'Open Frame Transformer'. Below this, there is a detailed technical diagram of the transformer, showing its internal components, terminals, and mounting points. The diagram is labeled with various specifications and safety warnings.	<p>Altronix T2428100CP Open Frame Transformer [pdf] User Manual T2428100CP Open Frame Transformer, T2428100CP, Open Frame Transformer, Frame Transformer, Transformer</p>
--	---

References

-  [Altronix Home](#)