




ALTOS BrainSphere P150_F8 ME Firmware And System User Guide

[Home](#) » [Altos](#) » ALTOS BrainSphere P150_F8 ME Firmware And System User Guide 



BrainSphere P150_F8
ME Firmware And System
User Guide

Contents

- [1 Brain Sphere P150_F8 ME Firmware And System](#)
- [2 Upgrade System BIOS in Windows Mode](#)
- [3 Important Reminder](#)
- [4 Documents / Resources](#)
 - [4.1 References](#)

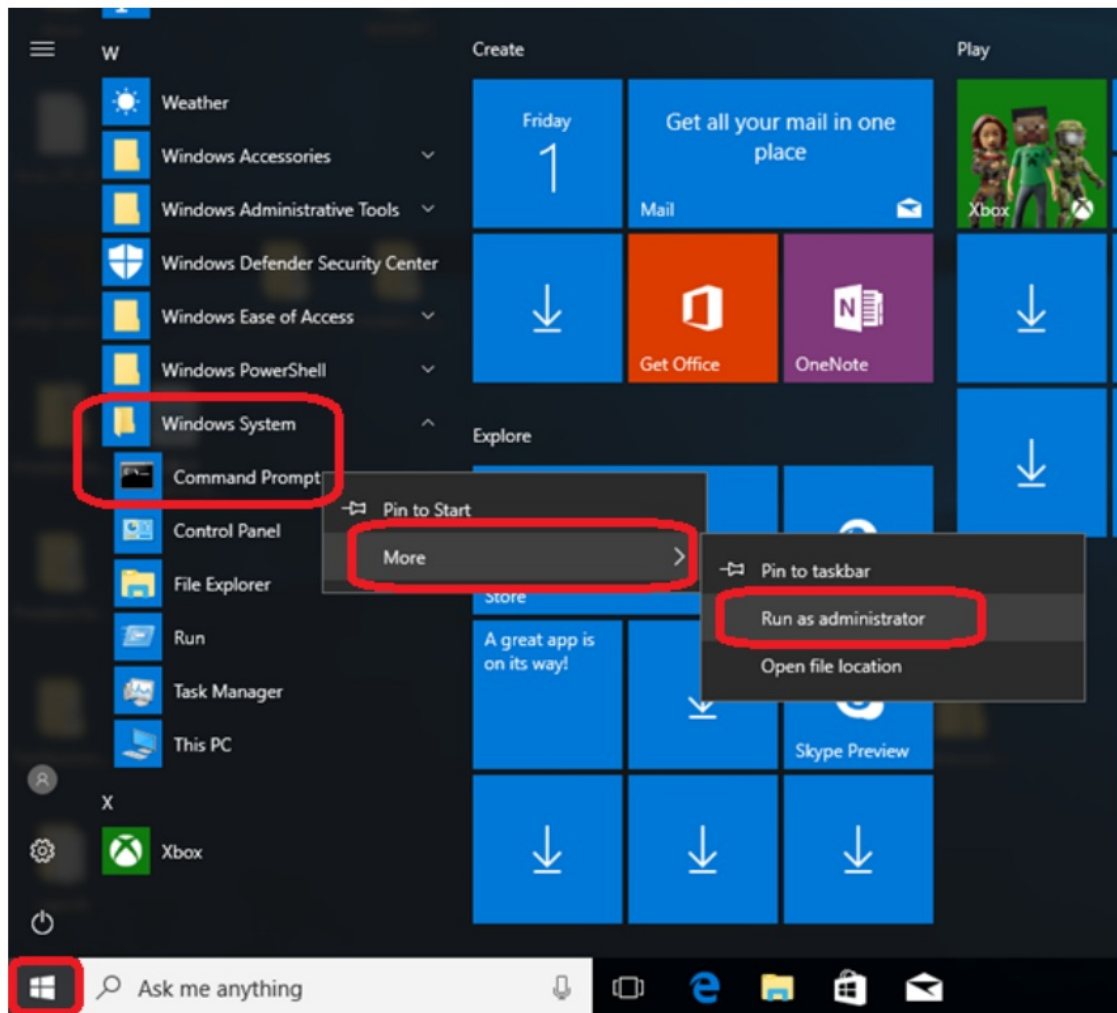
Brain Sphere P150_F8 ME Firmware And System



Altos BrainSphere™ P150_F8 ME Firmware & System BIOS Update SOP for Windows 10 &11

Upgrade System BIOS in Windows Mode

1. Please download the Altos BIOS zip file "Altos P150_F8 BIOS (R01-A3).zip" from Altos official website.
(<https://www.altoscomputing.com/zh-TW/download>)
2. Copy and decompress the above zip file into your external USB storage device.
3. To run the Command Prompt application as Administrator role in Windows 10 or Windows 11, right-click the icon in your Windows Start menu and select "Run as Administrator". (See below picture)



4. Please change working directory to "Altos P150_F8 BIOS (R01-A3)\UCP" of your external USB storage drive.
5. Execute the BIOS flash tool 'R01-A3.exe' to start the system BIOS update.

```
Command Prompt
D:\>cd "Altos P150_F8 BIOS (R01-A3)"
D:\Altos P150_F8 BIOS (R01-A3)>cd UCP
D:\Altos P150_F8 BIOS (R01-A3)\UCP>R01-A3.exe_
```

6. Press<Y>, system will be going to shutdown

```
Microsoft Windows [Version 10.0.15063]
(C) 2017 Microsoft Corporation. All right reserved.

C:\Users\user>E:

E:\>cd WIN

E:\WIN>FLASH_x64.bat

E:\WIN>AFUWINx64.exe ..\ROM\R01-A3.CAP /P /B /N /R /MEUL /CAPSULE

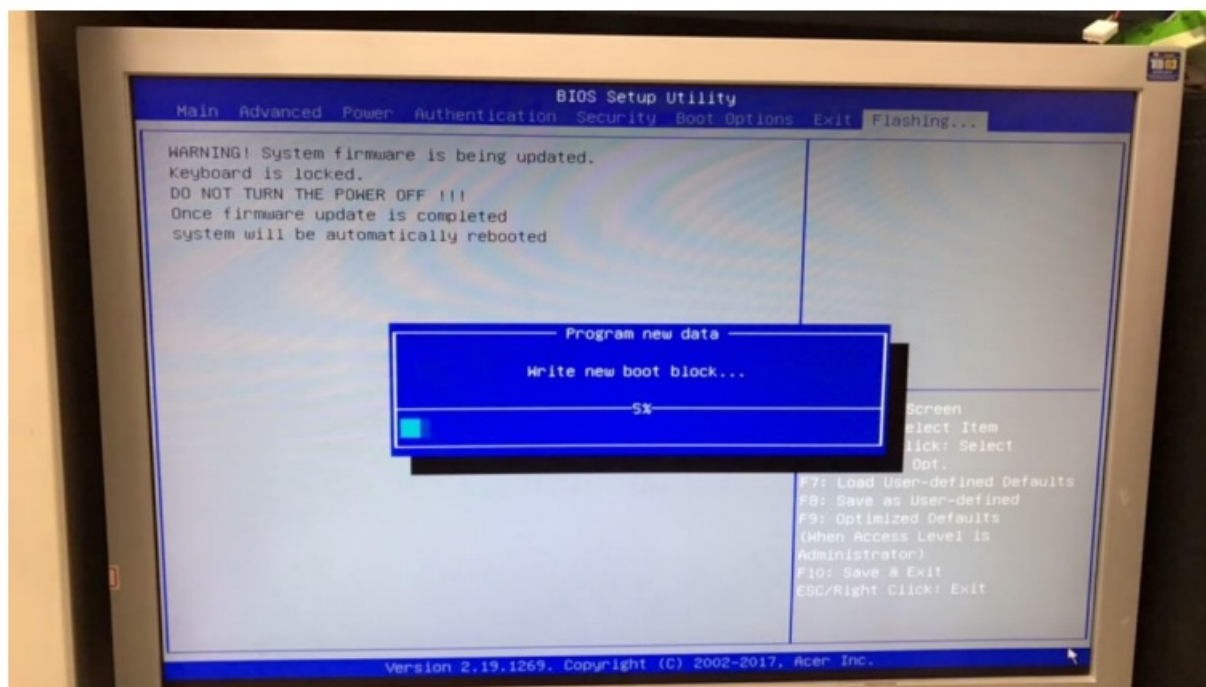
+-----+
| AMI Firmware Update Utility v5.09.02.1384 |
| Copyright (C)2017 American Megatrends Inc. All Rights Reserved. |
+-----+

Reading flash ..... done
- FFS checksums ..... ok
- Check RomLayout ..... Ok.
Loading capsule to secure memory buffer ... done
Input the ME Local data into the BIOS ..... done
System is going to shutdown, are you ready? (Y/N) ... _
```

7. System will auto reboot and flash BIOS.

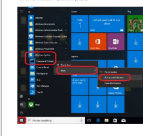
Important Reminder

Please do not unplug the AC power cord or power off the workstation system during BIOS update process, otherwise, it will cause the system failure and this is not covered by Altos limited warranty.



ALTOSTM

Documents / Resources

	<p>ALTOS BrainSphere P150_F8 ME Firmware And System [pdf] User Guide BrainSphere P150_F8 ME Firmware And System, BrainSphere P150_F8 ME, Firmware And System, System</p>
---	--

References

- [User Manual](#)

[Manuals+.](#) [Privacy Policy](#)