



ALTMAN Nimbus – Sidekick Portable Luminaire User Manual

[Home](#) » [ALTMAN](#) » ALTMAN Nimbus – Sidekick Portable Luminaire User Manual 

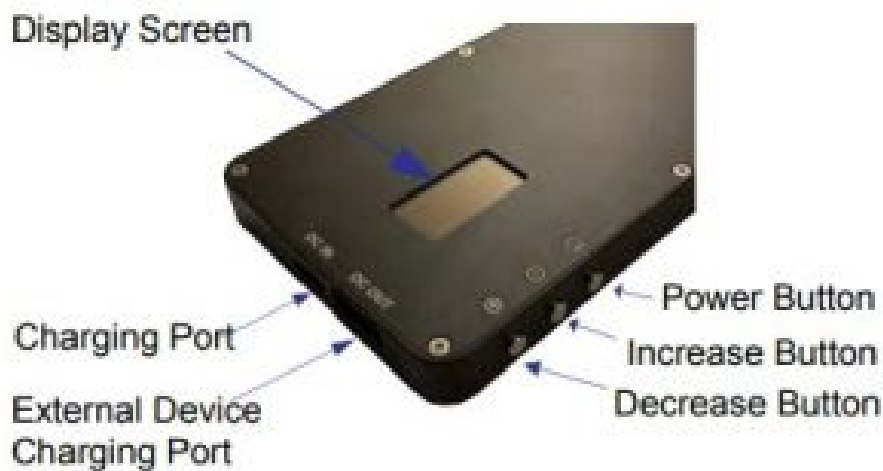
ALTMAN Nimbus – Sidekick Portable Luminaire User Manual



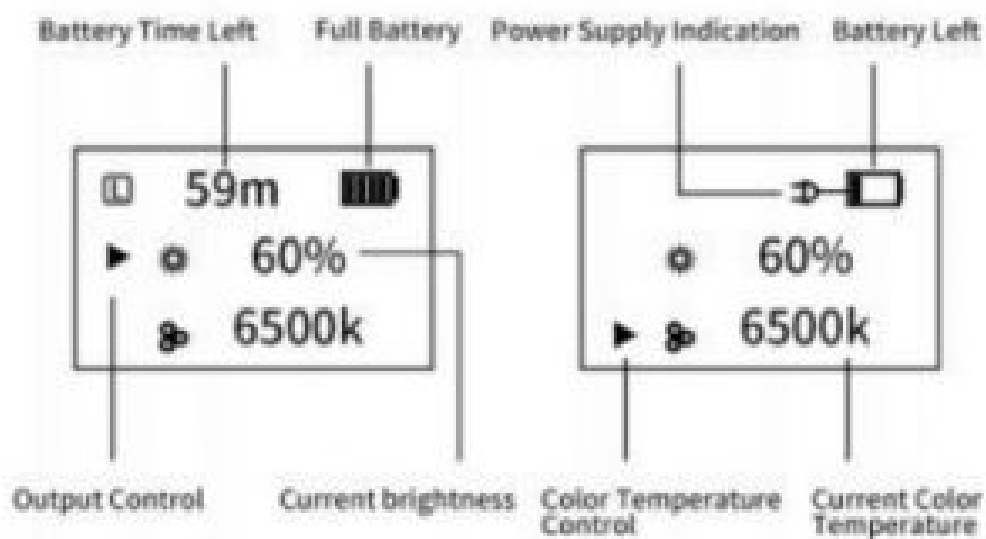
Contents

- [1 Features](#)
- [2 Interface](#)
- [3 Operation](#)
- [4 Usage](#)
- [5 Maintenance](#)
- [6 Notes](#)
- [7 Warranty](#)
- [8 Whats In The Box](#)
- [9 Specifications](#)
- [10 Documents / Resources](#)
 - [10.1 References](#)
- [11 Related Posts](#)

Features



Interface



Power Supply Indication:

The icon will display when power is connected.

Battery:

Time left under current output, “m” stands for minute, “h” stands for hour.

Current Output: Output under discharge condition. 100% is at max output and 5% is at lowest output.

Current color Temperature: Color temperature under discharge condition, 6500K represent cool white, and 3000K represents warm white.

Operation

POWER ON / OFF

Depress and hold power button for 3 seconds to turn on or turn off power. POWER / COLOR

TEMPERATURE TOGGLE

Touch power button briefly to switch between intensity and color temperature control.

INTENSITY CONTROL 5%-100% Use + and – button to increase or decrease intensity or color temperature.

COLOR TEMPERATURE CONTROL

Use + and – button to increase or decrease color temperature.



CHARGING

Charging Sidekick is done via the USB-C type port marked “DC IN”. Maximum input voltage is 5VDC. Charging from empty to full takes approx. 3 hours. Unit can be continuously powered via this connection during use.

EXTERNAL CHARGING

USB-A type port marked “DC OUT”. Maximum output voltage is 5VDC. 4500mAh capacity.



Usage



Shown above with Suction Cup
Laptop Computer shown for reference and is not included.



Shown with Desk Tripod and selfie stick/extension arm.

Maintenance

1. Unplug charging cable after charging.
2. Battery will slowly drain when not in use. Charge battery every 3 months at a minimum.
3. Use protective bag while in transit to protect the unit from scratches.
4. Do not drop or expose to water

Notes

1. Do not disassemble or modify.
2. Unit may become hot during use, this is normal. Allow unit to cool after use.
3. Do not expose to high temperature or humidity.

Warranty

5 Years and 1 Day. See specific terms and conditions at www.altmanlighting.com

Whats In The Box


1. 1-NMB-SIDEKICK-TW
2. 1-NMB-TRIPOD-B
3. 1-NMB-EXTN-SS-B
4. 1-NMB-SCM-B

Specifications

Material:	Corrosion-resistant Materials
Display Screen:	OLED Screen
Color Rendering Index:	>95
Charging Port:	Type-C
Max Output Power:	8W
Number of LED's	180 pcs
Weight	7.2 oz, (204G)
Dimensions:	5.51" x 2.87" x 39" 140 mm 73 mm 10mm
Battery	4500 mAH (Charge time 3 hrs)
Light Output	600 Lumens @ 4200K

Viewing Angle	>150°
Control	Manual Push Button
USB Power Through	5V-1AMP
Runtime	100% brithness power for about 1.2 hour, 5% brightness power for a bout 14 hours
CCT	3000K-6500K (±200K)

Documents / Resources

	ALTMAN Nimbus - Sidekick Portable Luminaire [pdf] User Manual Nimbus - Sidekick Portable Luminaire
---	---

References

-  [Altman Lighting](#)