



AlphaTheta SPT-X01 WAVE-EIGHT Portable Speaker System User Guide

[Home](#) » [AlphaTheta](#) » AlphaTheta SPT-X01 WAVE-EIGHT Portable Speaker System User Guide 

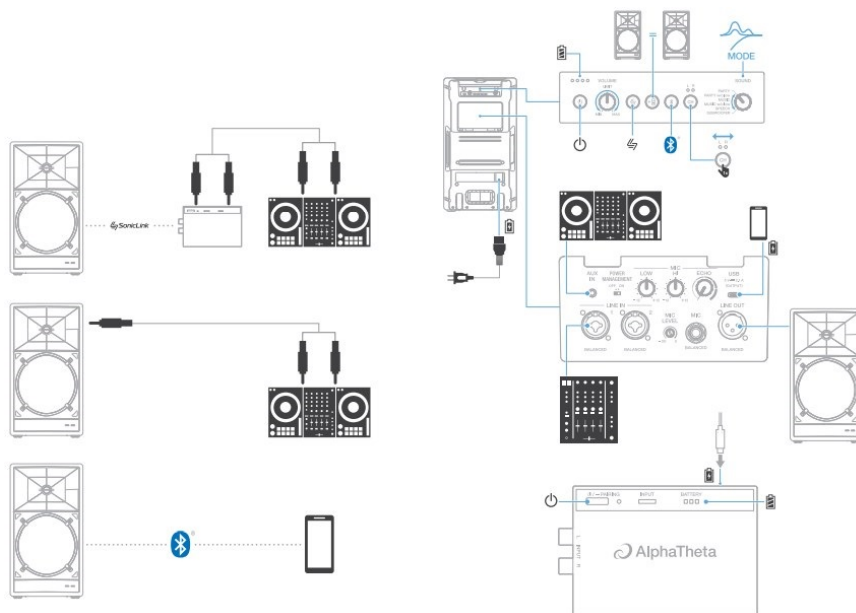
Alpha Theta SPT-X01 WAVE-EIGHT Portable Speaker System User Guide



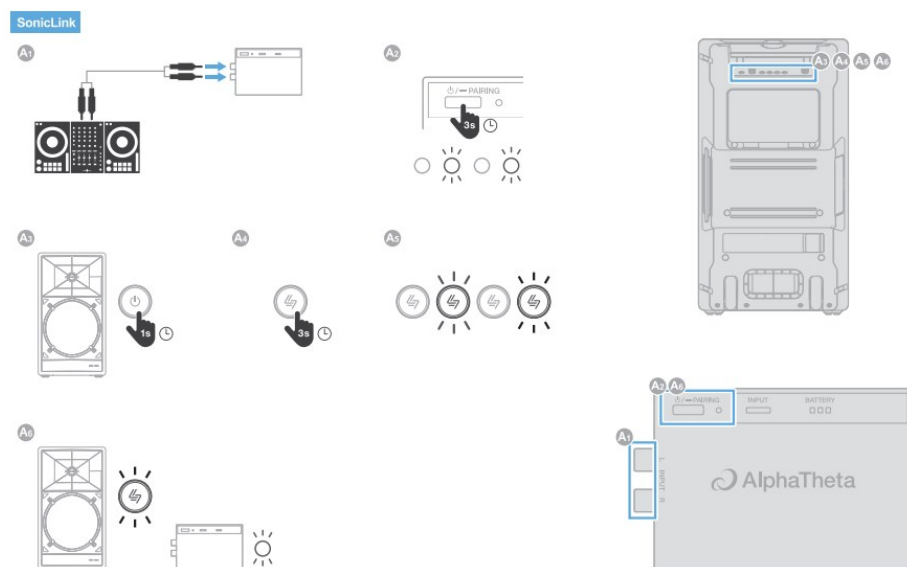
Contents

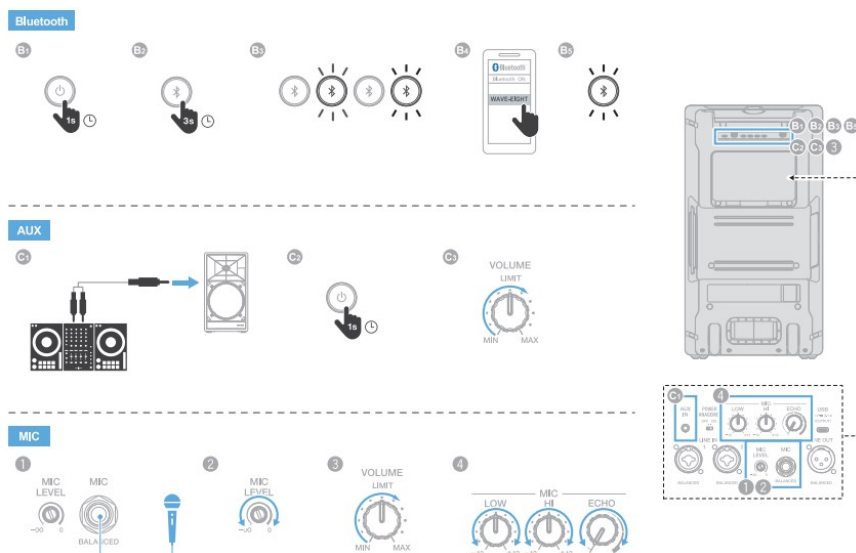
- 1 Example of connections
- 2 Basic operation
- 3 What's in the box
- 4 Read Before Use (Important)
- 5 IMPORTANT SAFETY INSTRUCTIONS
- 6 Documents / Resources
- 7 Related Posts

Example of connections



Basic operation





What's in the box

- Transmitter
- 1 Power cord
- 1 Charge cable
- 1 RCA cable
- 1 Quick Start Guide
- 1 Precautions for Use (this document)
- Warranty (for some regions)
- Only products in Europe. Products in North America and Japan include warranty information in the "Precautions for Use".

Read Before Use (Important)

caution

TO PREVENT THE RISK OF ELECTRIC SHOCK, DO NOT REMOVE COVER (OR BACK). NO USER-SERVICEABLE PARTS INSIDE. REFER SERVICING TO QUALIFIED SERVICE PERSONNEL.

03.4-2:1-1_B1_En

WARNING To prevent a fire or shock hazard, do not place any container filled with liquid near this equipment (such as a vase or flower pot) or expose to dripping, splashing, rain or moisture. This unit is not completely waterproof. Please check the section on the waterproof properties of this unit.

034213 A1En

WARNING This product is equipped with a three-wire grounding (earthed) plug – plug that has third (rounding) in "This plug only is a grounding-type power outlet. If you are unable to insert the plug into an outlet, contact a licensed electrician to replace the outlet with a properly rounded one. Do not defeat the safety purpose of the grounding plug,

D3.4:2:1:6 A1 En

WARNING To prevent a fire hazard, do not place any naked flame sources (such as a lit candle) on the equipment

3.4:2:1-7a_A1_En

VENTILATION CAUTION When installing this unit, make sure to leave space around the unit for ventilation to improve heat radiation (at least 15 cm at top, 15 cm at rear, and 15 cm at each side)

WARNING Slots and openings in the cabinet are provided for ventilation to ensure reliable operation of the product, and to protect it from overheating. To prevent fire hazard, the openings should never be blocked or covered with objects (such as newspapers, table-cloths, curtains) or by operating the equipment on thick carpet or bed.

D34.2-1.76°_A1_En

Operating Environment

Operating environment temperature and humidity: 5 °C to +45 °C (+41°F to +115 °F); less than 85 %RH (cooling vents not blocked) Do not place objects directly on, or in locations exposed to high humidity (or strong artificial light).



caution The power switch on this unit will not completely shut off all power from the AC outlet. Since the power cord serves as the main disconnect device for the unit you will need to unplug the AC outlet to shut down all power. Therefore, make sure the unit has been installed so that the power cord can be easily unplugged from the AC outlet in case of an accident. To avoid fire hazard, the power cord should also be unplugged from the AC outlet when left unused for a long period of time (for example, when on vacation).

POWER.CORD CAUTION Handle the power cord by the plug. Do not pull on the plug by tugging the cord and never touch the power cord when your hands are wet as this could cause a short circuit or electric shock. Do not place the unit, piece of furniture, etc., on the power cord, or pinch the cord. Never make a knot in the cord or tie it with other cords. The power cords should be routed such that they are not likely to be stepped on. A damaged power cord can cause a fire or give you an electrical shock. Check the power cord once in a while. When you find it damaged, ask your nearest service center or your dealer for replacement. S002°_A1_En

When using this product, please check the safety information on the rear surface of the waterproof cover on the back of the product

Caution "This product is evaluated in moderate and tropical climate condition.

0382172 A1 En

"The graphical symbol  placed on the product means alternating current. The graphical symbol  placed on the product means direct current.

WARNING Store small parts out of the reach of children and infants. If accidentally swallowed, contact a doctor immediately.

"This product is for general household purposes. Any failure due to use for other than household purposes (such as long-term use for business purposes in a restaurant or use in a car or ship) and which requires repair will be charged for even during the warranty period

Do not attach these speakers to the wall or ceiling, as they may cause injury in the event of a fall. **SGK007_A1_En**

[for a service technician] **caution** Since the fuse may be in the neutral of the mains supply, disconnect the mains to de-energize the phase conductors

[For US.A. and U.S. Territories and Canada]

The Safety of Your Ears is in Your Hands. Get the most out of your equipment by playing it at a safe level – even though

the sound come through loarty without annoying blarng or distorton and, most mportantl, without afecing your sensitive hearing. Sound can be decalving. Over time, your hearing “comfort evel” dapt to ighar volumes of Sound, so what sounds “normal” can actualy be loud and harmful 1o your hearing. Guard againsL hs by Seting your equipment at a sae level BEFORE your hearing adapts.

ESTABLISH A SAFE LEVEL:

- Set your volume control at low seting
- Slowly increase the sound unl you can hear t omfortably and clearly,without distortion.
- Once you have established a comfortable sound love,set the dial and leave .

[Supplied power cord]

The uppld powercordis dsinedspcialy for 120V, Do us i avolage othr o 120V Doing 50 may cause a i or electic shock.

- Never dispose of used batteries/electronics ith ordinary sold wastes, since they contain toxic substances
- Always dispose of used batteiesielectronics in accordance with the prevailing commaniy regulatons that apply to te disposal of batries/electronis. Ifthere are no local regulations concarning batery! electronics disposal, plaase disposa of the device in a wasle binfor electronic devices – Many efectronicsretalers now recycle batteries and other lectroric devices atno charge. Check o see. which nes n your area do so

IMPORTANT NOTICE

THE MODEL NUMBER AND SERIAL NUMBER OF THIS EQUIPMENT ARE ON THE REAR OR BOTTOM OR SIDE. RECORD THESE NUMBERS ON PAGE 25 FOR FUTURE REFERENCE.

36-AP9-3%_AT_En

IMPORTANT SAFETY INSTRUCTIONS

1. Koep these instuctons.
2. Hoed allwarnings.) Follow al nstructions.
3. Do not use tis apparatus near water
4. Cloan only with dry coth
5. Do ot block any ventiation operings. Instaln accordance with the manufacturers nsiructions.
6. Do notinstall near any heat sources such as radialors heat regisers, sloves, o olher apparatus. (including ampifies) tha produce heat
7. Do not defeat he safely purpose of the polarized o grounding-type plug. A poarized plug has two blades with one wider than the other. A grounding type plug has two blades and a i grounding prong. The wido blade or the third prong are provided for your safety. I the provided plug doos not tinto your oulet,consut an electician for replacement of the obsolete oule
8. Prolectthe power cord from being walked on or pinched particularly al plugs, convenience receptacies, and the pointwhere they exit from the apparatus.
9. Only use atiachments/accessories specified by the manufaciurer.
10. Use only with the cart sand, tipod, bracket, o table specifd by the manufacturer, o soid with the apparatus.
When a car is Used, use caucion when moving the carlapparatus combinaton to avoid injury rom tp-over.




11. Unplug this apparatus during lightning storms or when unused or long periods of time.
12. Refer all servicing to qualified service personnel. Servicing is required when the apparatus has been damaged in any way, such as power-supply cord or plug is damaged, liquid has been spilled or objects have fallen into the apparatus, the apparatus has been exposed to rain or moisture, does not operate normally, or has been dropped.

Note

Specifications and design are subject to possible modifications without notice due to improvements.



Documents / Resources



[AlphaTheta SPT-X01 WAVE-EIGHT Portable Speaker System \[pdf\] User Guide](#)
2AM73-SPTX01, 2AM73SPTX01, SPTX01, SPT-X01 WAVE-EIGHT Portable Speaker System,
WAVE-EIGHT Portable Speaker System, Portable Speaker System, Speaker System