



ALPHA Fan MDF 8 Drum Fan Instruction Manual

[Home](#) » [ALPHA FAN](#) » ALPHA Fan MDF 8 Drum Fan Instruction Manual 

ALPHA Fan MDF 8 Drum Fan



Contents

- [1 SAFETY PRECAUTION](#)
- [2 WARNING](#)
- [3 DESCRIPTION OF PARTS](#)
- [4 OPERATION](#)
 - [4.1 Speed Control](#)
 - [4.2 Tilting](#)
- [5 MAINTENANCE](#)
- [6 TECHNICAL SPECIFICATIONS](#)
- [7 CUSTOMER SERVICE CENTRE](#)
 - [7.1 Malaysia](#)
 - [7.2 Singapore](#)
- [8 Documents / Resources](#)
- [9 Related Posts](#)

SAFETY PRECAUTION

IMPORTANT : PLEASE READ BEFORE USING THE APPLIANCE

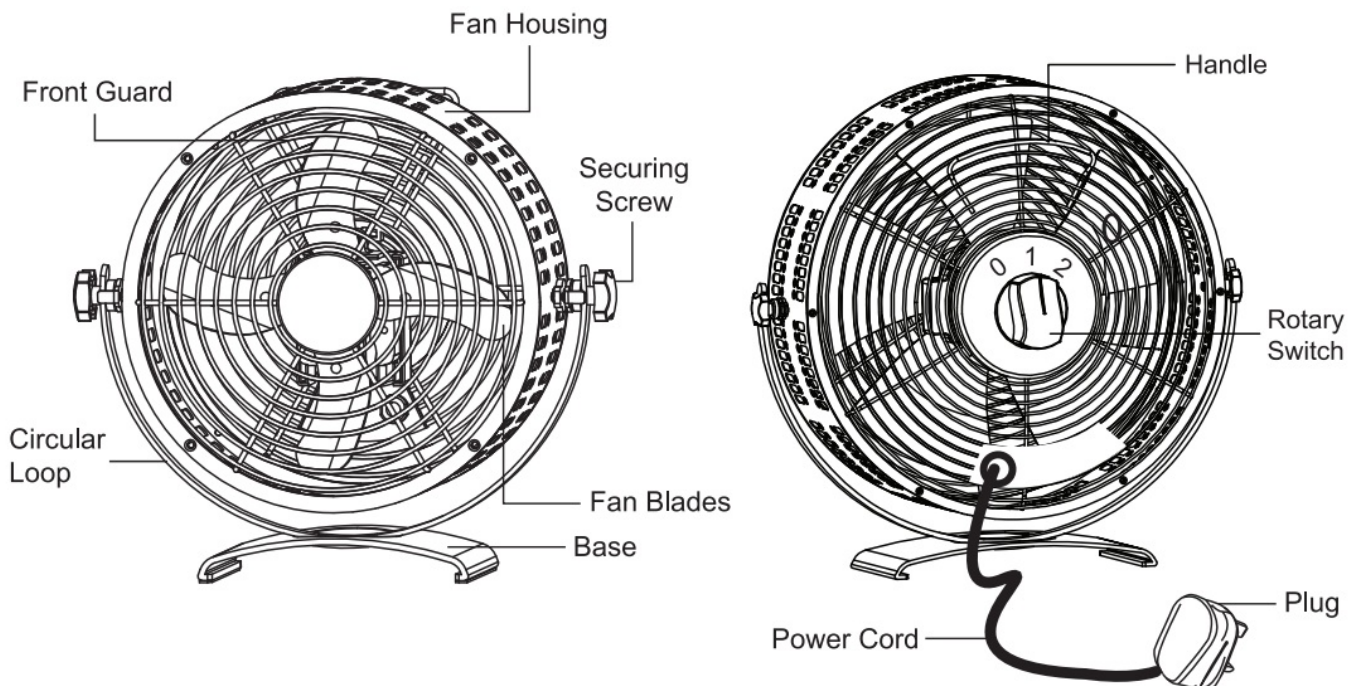
1. Unplug the power cord during installation, cleaning or relocation of fan.

2. Do not modify the length of the power cord.
3. Do not use the fan if the power cord or the plug is damaged, or the power socket is loose.
4. Repairing/servicing of the fan must be carried out by authorized and qualified electricians only.
5. At the event when the power cord is damaged, it must be replaced by the manufacturer, its service agent or similarly qualified person to avoid a hazard.
6. Do not touch the fan and plug when your hands are wet.
7. Do not expose the fan to dripping or splashing water or objects filled with water, such as vase.
8. Do not use the fan near the gas stove, any fire source, unusually humid or high temperature, oil soot with a lots of metal powder, objects that may be drawn to fan, such as drapes or curtain and outdoor.
9. Do not insert hands or fingers into the front grille, or the movable parts.
10. Do not use the fan with any solid-state speed control device to reduce the risk of fire or electric shock
11. Place the fan on a stable and level surface
12. This appliance is not intended for use by persons (including children) with reduced physical, sensory or mental capabilities, or lack of experience and knowledge, unless they have been given supervision or instruction concerning use of the appliance by a person responsible for their safety. Children should be supervised to ensure that they do not play with the appliance.

WARNING

This appliance is designed to use only those parts supplied with this appliance and/or accessories designated specifically for use with this appliance. Using parts and/or accessories not designated for use with this appliance could result in personal injury or property damage.

DESCRIPTION OF PARTS



Note:


The illustrations and information in this manual are for explanation purposes only and may differ from the actual unit. It is subjected to change without prior notice for further improvements.

OPERATION

Speed Control

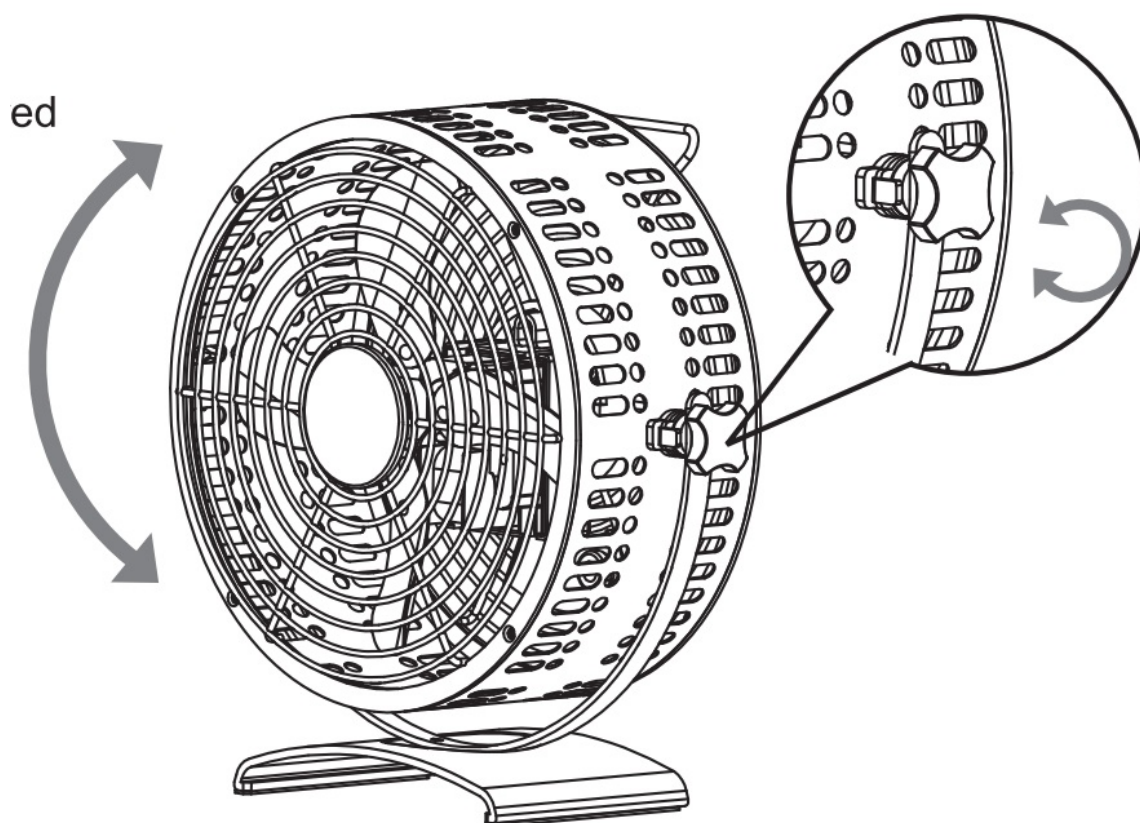
Turn the rotary slider switch to select fan speed.

0	1	2
Off	Low	High



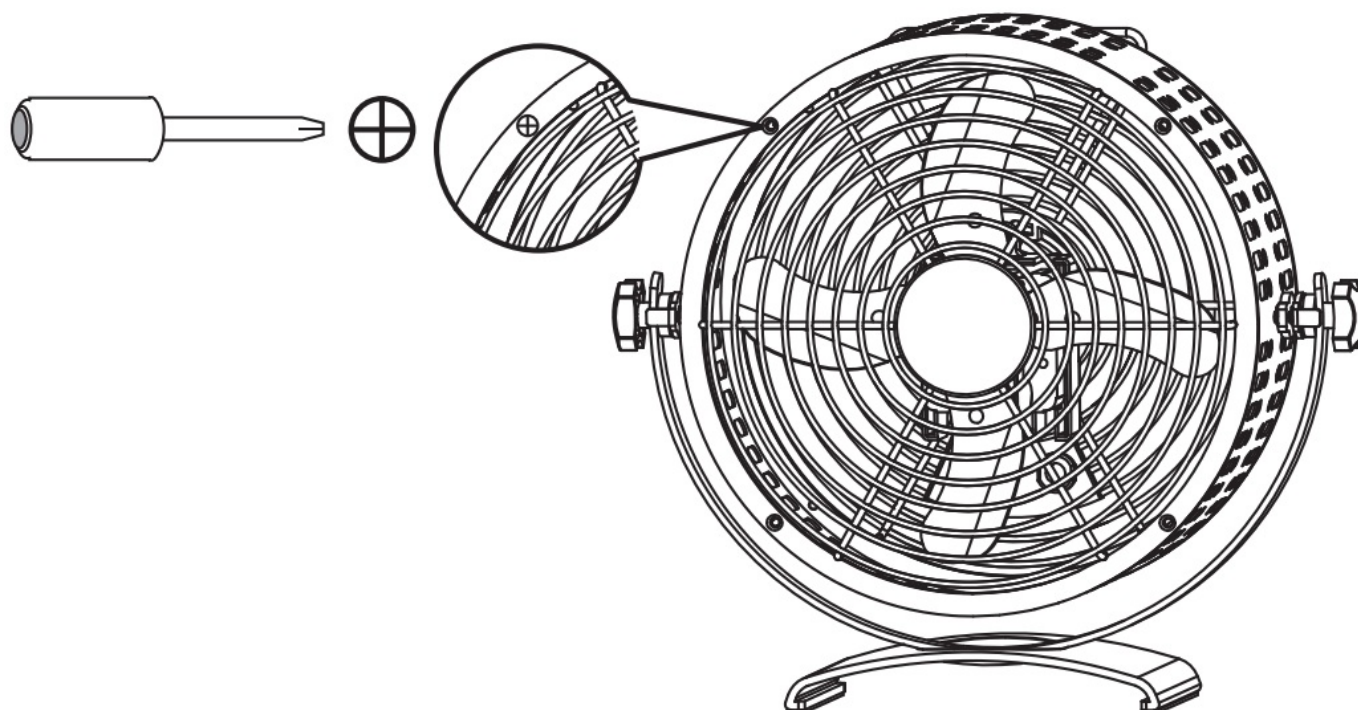
Tilting

Loosen the securing screw to adjust to the desired position/angle and then tighten back.



MAINTENANCE

IMPORTANT : UNPLUG THE FAN FROM THE SUPPLY SOCKET.



Cleaning

1. Do not wet or immerse the motor, switch, power cord and plug in water
2. Use only lukewarm water and mild detergent to clean the fan. Do not use corrosive or acidic solution.
3. Use soft or lint-free cloth to clean the fan. Rough fabric will scratch the surface.

4. To clean the fan blades, remove the front guard by loosening the 4 screws on the sides of front guard. (ref to diagram)

Note : Reassemble all parts before use.

TECHNICAL SPECIFICATIONS

Model	No. of blades	Blade Size	Voltage	Wattage
MDF/8	4	8"	240V~ 50Hz	Max. 20W

CUSTOMER SERVICE CENTRE

If you need any technical assistance or faulty report, please contact our customer service centre at :

Malaysia

Alpha Home Appliances Sdn. Bhd. (390258-H)

Head Office : 6, Jalan Sungai Kayu 32/37, Berjaya Park, Sect 32, 40460 Shah Alam, Selangor.

Tel: 03-5740 6666

Website : www.alphamalaysia.com

Fax : 03-5740 8220

Email : info@alphamalaysia.com

Johor Bahru : 71, Jalan Molek 3/10, Taman Molek, 81100 Johar Bahru.

Tel : 07-353 4833 / 4933

Fax : Fax : 07-355 4233

Melaka : G-8, Jalan PM3, Plaza Mahkota, 75000 Melaka.

Tel : 06-292 2398 | 2399

Fax : 06-292 2392

Ipoh : 16, Jalan Tasek Timur, Taman Tasek Indra, 31400 Ipoh, Perak.

Tel : 05-545 2282 | 547 2282

Fax : 05-547 6282

Penang : 27 44, Ground Floor, Jalan Chain Ferry, Ta man Inderawasih, 13600 Prai.

Tel : 04-397 9923 | 9920

Fax : 04-397 9690

Pahang :A131, Jalan Dato Wong Ah Jang, Taman Liza, 25100 Kuantan, Pahang.

Tel : 09-516 5226

Fax : 09-513 9226

Singapore

Alpha Sales & Services Pte. Ltd. (200709461 R)

8, Ubi Road 2, #01-07 & 01-08, Singapore 408538.

Tel : +6568410111


Fax : +6567470030

Website : www.alphasingapore.com

Email : customercare@alphasingapore.com



Documents / Resources

	<p>ALPHA Fan MDF 8 Drum Fan [pdf] Instruction Manual MDF 8 Drum Fan, MDF 8, Drum Fan, Fan</p>
---	---