

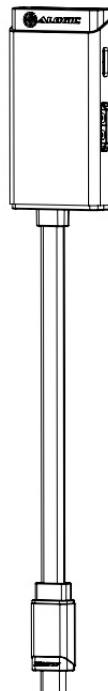


ALOGIC ULCHDPD-SGR USB C HDMI Adapter with 100W Charging Passthrough User Guide

[Home](#) » [ALOGIC](#) » ALOGIC ULCHDPD-SGR USB C HDMI Adapter with 100W Charging Passthrough User Guide



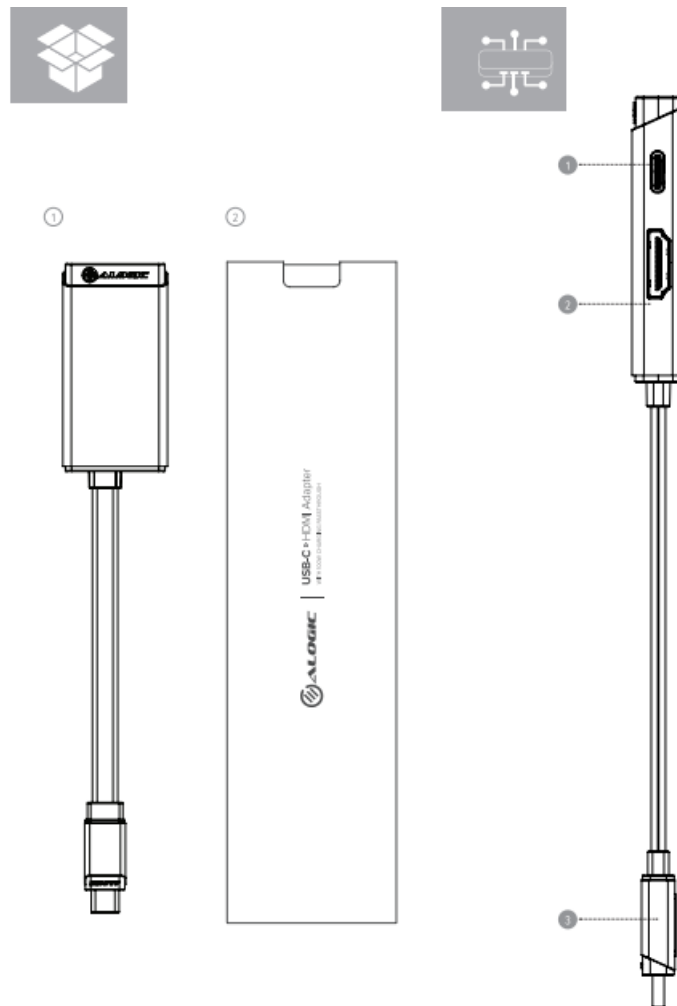
**USB C HDMI Adapter with 100W Charging Passthrough
User Guide**



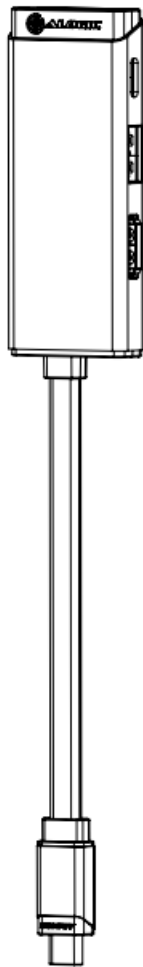
Contents

- [1 Package contents](#)
- [2 Specifications](#)
- [3 Video Support](#)
- [4 Instructions](#)
- [5 Troubleshooting](#)
- [6 Documents / Resources](#)
- [7 Related Posts](#)

Package contents



1. USB-C to HDMI Adapter with 100W Charging Passthrough
2. User manual



①



②



①

②

③

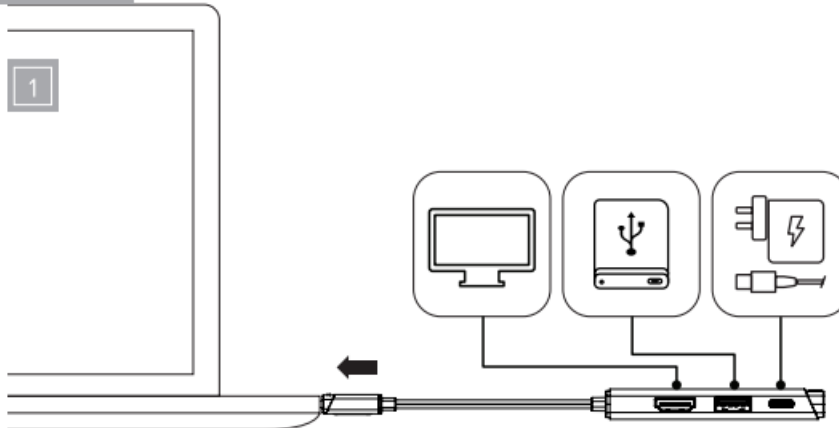
④



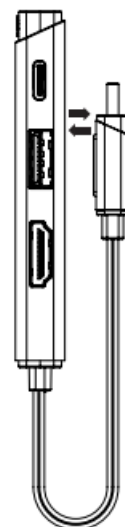
1. HDMI Port
2. USB-C PD Power Input
3. USB-C (to computer)



1



2



Specifications

Model	ULCHDACPD-SGR
Dimensions	31x11x205mm(LxWxH)
Weight	30g
output	1x HDMI Port
input	1xUSB- CMale 1x HDMI- C(Female) PD power Input
Power	Power Source Bus powered from host USB-C port supports USB Power Delivery passthrough for charging
Max Resolution	HDMI 4096×2160

Video Support

- HDMI 2.0 Compliant
- 18Gbps HDMI Bandwidth
- HDCP 1.4 and 2.2 Support
- HDR Support
- HDMI Deep Color Support: 8/10/12 bit 4:4:4 format
- RGB 4:4:4/ YCbCr 4:2:2/ YCbCr 4:2:0 Color Space Support

Device Compatibility

Compatible with Windows, Mac, and Chromebook-based machines that support USB-C DisplayPort Alt Mode video output.

Environment Conditions	Operating Temperature 0°C to +45°C Operating Humidity 10% to 85%RH (no condensation)
Compliance	FCC, CE
Warranty	2 Years

Warning

- This device is designed for indoor use only.
- Do not deliberately damage or expose the device to damp, direct sunlight, or high-temperature conditions.
- Disassembling or failing to use and care for your device properly will void the warranty on the product.
- ALOGIC bears no responsibility for damage to the device or incidental damages arising from improper use or lack of care and is not liable for repair/replacement of the device or other damages in these circumstances.

Thank you for purchasing this quality ALOGIC product. The ALOGIC USB-C to HDMI Adapter with 100W Passthrough Charging allows you to connect your computer to a monitor or other display device equipped with an HDMI input, as well as charge the laptop through a single USB-C port.

Instructions

(Refer to the images on the previous pages)

1. Connecting the Adapter

To use the product simply connect an HDMI video cable between your display device and the ALOGIC USB-C to the HDMI adapter, then connect the ALOGIC adapter to a USB-C port on your computer. The device is Plug and Play compatible and will be detected and configured by your computer automatically. This process will take a few seconds the first time you plug the device in and you may receive a notification that it has been installed and is ready for use.

2. Connecting a Power Adapter (Optional)


When the adapter is connected to a computer that supports charging using USB Power Delivery (USB PD) it can pass up to 100W of power from an external power adapter (not included) to charge the computer. To charge the laptop through the adapter, connect a USB-C PD power adapter to the USB-C port on the adapter and connect the power adapter to a mains power outlet.

USB-C Port Video and Charging Support

Not all USB-C ports on laptops support video output and/or charging using USB PD. Many Windows and Chromebook computers have multiple USB-C ports, but only support video output and charging on one or two of them.

If using a Windows or Chromebook machine it is important to ensure that you plug the device into a port that supports video output for it to be able to show video on external monitors. If you usually use a particular USB-C port to connect your laptop's USB charger, it is likely that this port also supports video output and we suggest trying the adapter with this port.

Many USB-C ports that have no labeling support video output, however, USB-C ports that have a DisplayPort logo or Intel Thunderbolt logo printed next to them almost certainly support video output and you should look for these icons next to the ports on your computer.



MacBook devices are equipped with Thunderbolt USB-C ports and support video output and charging on all ports. If in doubt about whether a USB-C port supports video output, consult the user manual for your computer or the support information on the manufacturer's website. References made to a USB-C port having DisplayPort, DP, or Alt Mode capabilities is a strong indicator that the USB-C port supports video output.

Troubleshooting

Symptom	Solution
Video doesn't show on an external display	<ul style="list-style-type: none"> • Check that the HDMI cable is connected securely between the computer and the external monitor • Check that the external monitor is turned on and set to the correct input • Check that your computer is detecting the external display and output • Check that the USB-C port on the computer that you have connected is in Alternate Mode • If the computer doesn't detect the external monitor or output, restart the computer and try again
Video drops out intermittently	<ul style="list-style-type: none"> • Check that the video cable is connected securely between the computer and the external monitor • Check that the device is securely connected to the computer • Check that the cable is used to connect to the display is of good quality
Laptop doesn't start charging when a USB-C PD power adapter is connected to the USB-C port on the device	<ul style="list-style-type: none"> • Check that USB PD power adapter is plugged in at the wall • Check that the USB-C cable supplying power from the power adapter is connected securely between the power adapter and the computer • Verify that the USB-C port on the computer supports charging from a USB PD power source ensure that the laptop. The power adapter used should have the same rating as the manufacturer of the computer.

FCC Compliance Statement

This device complies with Part 15 of the FCC Rules. Operation is subject to the following two conditions:
(1) this device may not cause harmful interference. and (2) this device must accept any interference received, including interference that may cause undesired operation.

NOTE: Changes or modifications not expressly approved by the party responsible for compliance could void the user's authority to operate the equipment.

Responsible Party – U.S. Contact Information

ALOGIC USA LLC

3730 Parish Ave

Fremont CA 94536 USA

EU Declaration of Conformity

Hereby, ALOGIC Corporation declares that this product is in compliance with Directive 2014/53/EU. The full text of the EU declaration of conformity is available at the following internet address by clicking on the Compliance Documentation link: www.alogic.com.



**Designed in Australia
Manufactured in China**

Documents / Resources

	ALOGIC ULCHDPD-SGR USB C HDMI Adapter with 100W Charging Passthrough [pdf] User Guide ULCHDPD-SGR, USB C HDMI Adapter with 100W Charging Passthrough, ULCHDPD-SGR USB C HDMI Adapter, ULCHDPD-SGR USB C HDMI Adapter with 100W Charging Passthrough
---	--