



ALOGIC DisplayLink Drivers on MacOS Version 12 Instruction Manual

[Home](#) » [ALOGIC](#) » ALOGIC DisplayLink Drivers on MacOS Version 12 Instruction Manual 



DisplayLink Drivers on MacOS Version 12 Instruction Manual

Contents

- [1 DisplayLink Drivers on MacOS Version 12](#)
- [2 Products Affected](#)
- [3 Operating Systems](#)
- [4 Support Information](#)
- [5 Documents / Resources](#)
 - [5.1 References](#)
- [6 Related Posts](#)

DisplayLink Drivers on MacOS Version 12

TECH NOTE

Installing DisplayLink Drivers on MacOS Version 12 (Monterey)

Products Affected

DisplayLink based docking stations including the following:

- Universal 4K Multi Display Docking Stations.....DUPRDX3-WW, DUPRDX2-100, DUPRDX2-WW
- Universal Multi Display Mini Dock.....DUCDDV3
- Universal Twin HD Pro Docking Stations.....DUTHD, DUTHDPR

- Triple Display UNIVERSAL Hybrid Docking Station.....UCD3D34K-H
- USB 3.0 Universal Dual Display Docking Station with 4K Support.....U3D2D14K-H

Operating Systems

This information applies to Apple computers running MacOS version 12 (Monterey).

Support Information

Docking stations which use DisplayLink technology require software installed on the computer connected to them to function correctly.

Always ensure you have installed the latest DisplayLink software for your machine from the DisplayLink website at: <https://www.displaylink.com/downloads>

In addition to installing the DisplayLink software, MacOS Version 11 requires permissions being granted to the software for it to work correctly. These permissions allow the operating system to send video to the docking station to display on external monitors and do not pose any form of security risk.

The following is the process to correctly install and configure the DisplayLink software on this version of MacOS. The steps required are as follows (clicking on an item will jump to the relevant section):

- Installing the DisplayLink Software
- Configuring the DisplayLink Software for Use
 - Allow Notifications and Configure the Software to Start Automatically
 - Configure Screen Recording Permissions
 - Install the Login Screen Extension
- Restart the Computer

Operating Systems

Visit Synaptics website and download the latest version of DisplayLink manager (version 1.6)

<https://www.synaptics.com/products/displaylink-graphics/downloads/macOS>

PRODUCTS APPLICATIONS TECHNOLOGY synaptics DOWNLOADS COMPANY CAREERS

Home > Overview > DisplayLink Graphics > DisplayLink macOS Software for Downloads Section

Windows macOS Android Chrome OS Ubuntu Corporate Installers for Windows

DisplayLink macOS Software

DisplayLink Manager is a new way to enable your DisplayLink dock, adapter or monitor on macOS platforms. It's an application that combines our latest driver with features that streamline the setup of multiple displays up to 4K.

DisplayLink Manager

DisplayLink Manager
Graphics Connectivity
Monterey 12, Big Sur 11
Release: 1.6 | Dec 22, 2021

Download
Release Notes

Legacy Releases

FIND OUT FIRST ABOUT NEW RELEASES

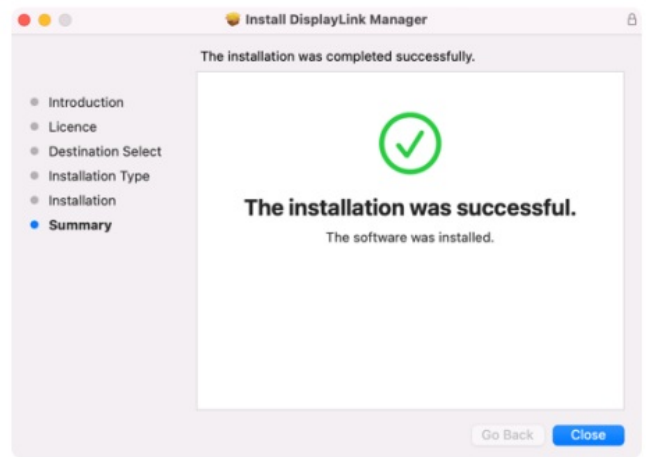
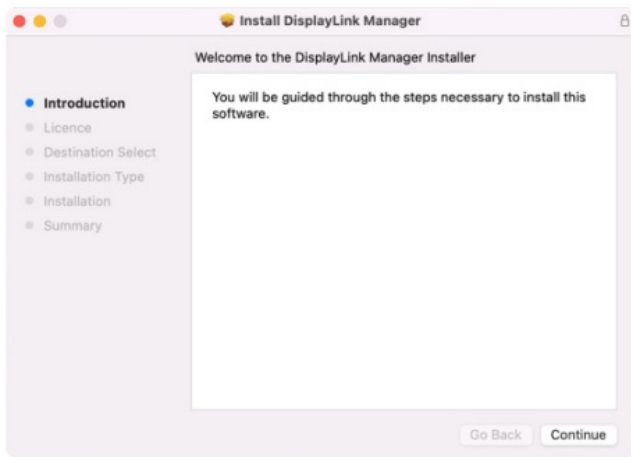
Want to hear about new releases?

Get Notifications

INFORMATION ABOUT MACOS 10.15

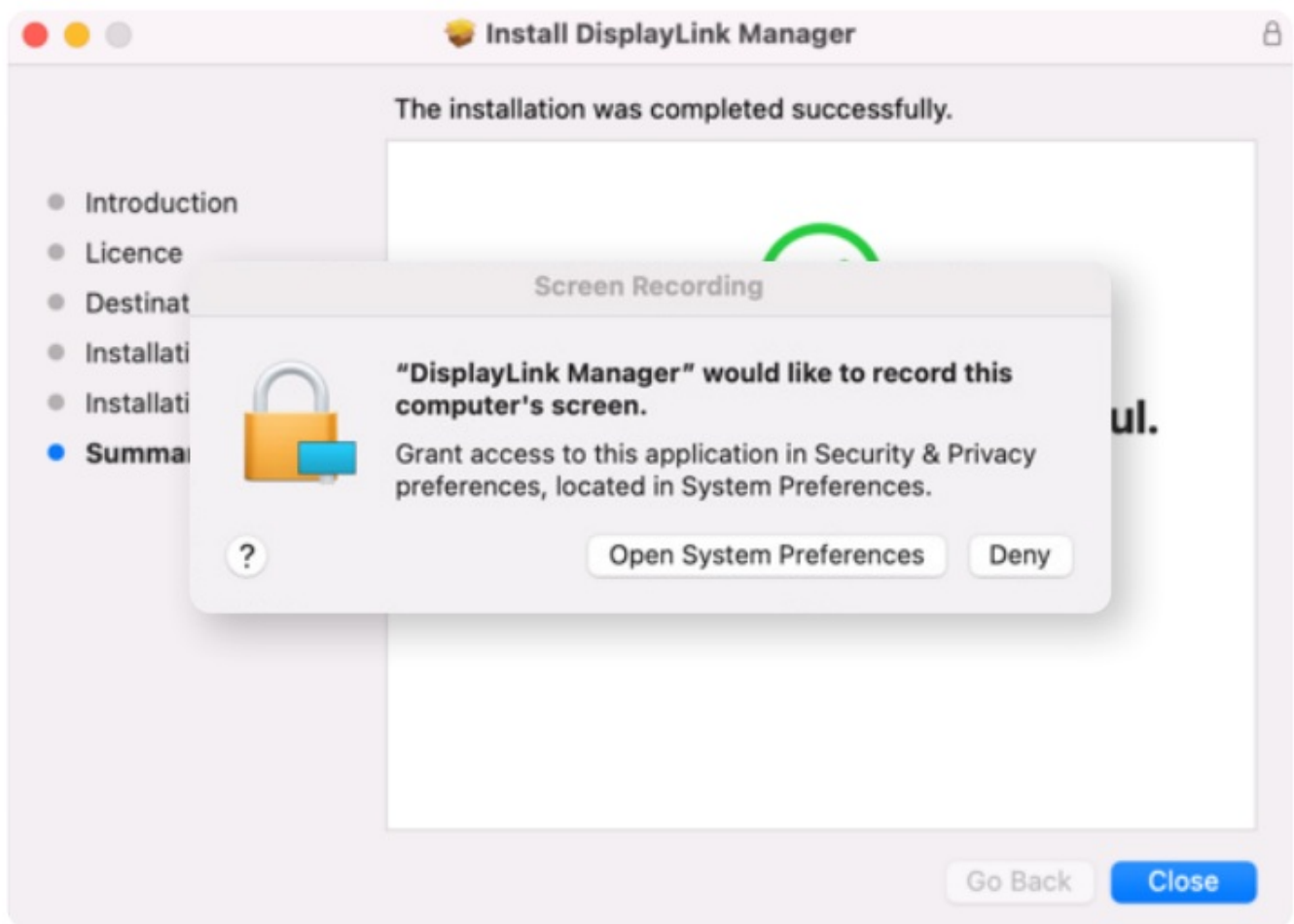
Some users updating to 10.15 have found their DisplayLink devices have stopped working. 5.2 software is designed to run on Mac OS 10.15, but the OS can disable our kernel extension during the update. Please check the [kernel extension is enabled](#) and [screen recording](#) is also enabled, to ensure DisplayLink

Once install file has completed – please run the installation process:



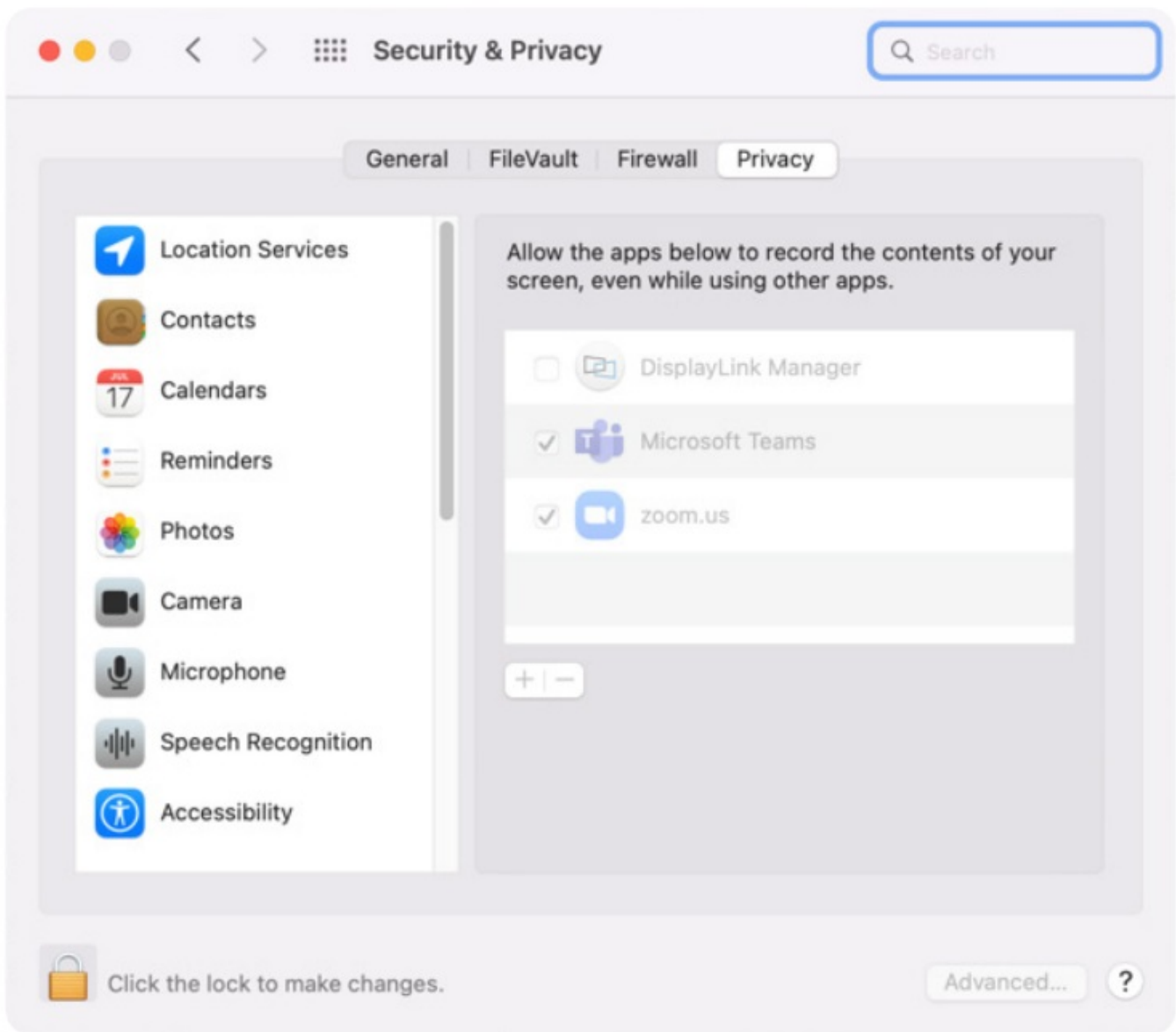
Once successfully installed, users should receive a notification from DisplayLink advising that the software “would like to record the screen”.

Click the ‘Open System Preferences’ button on the left of the pop window.

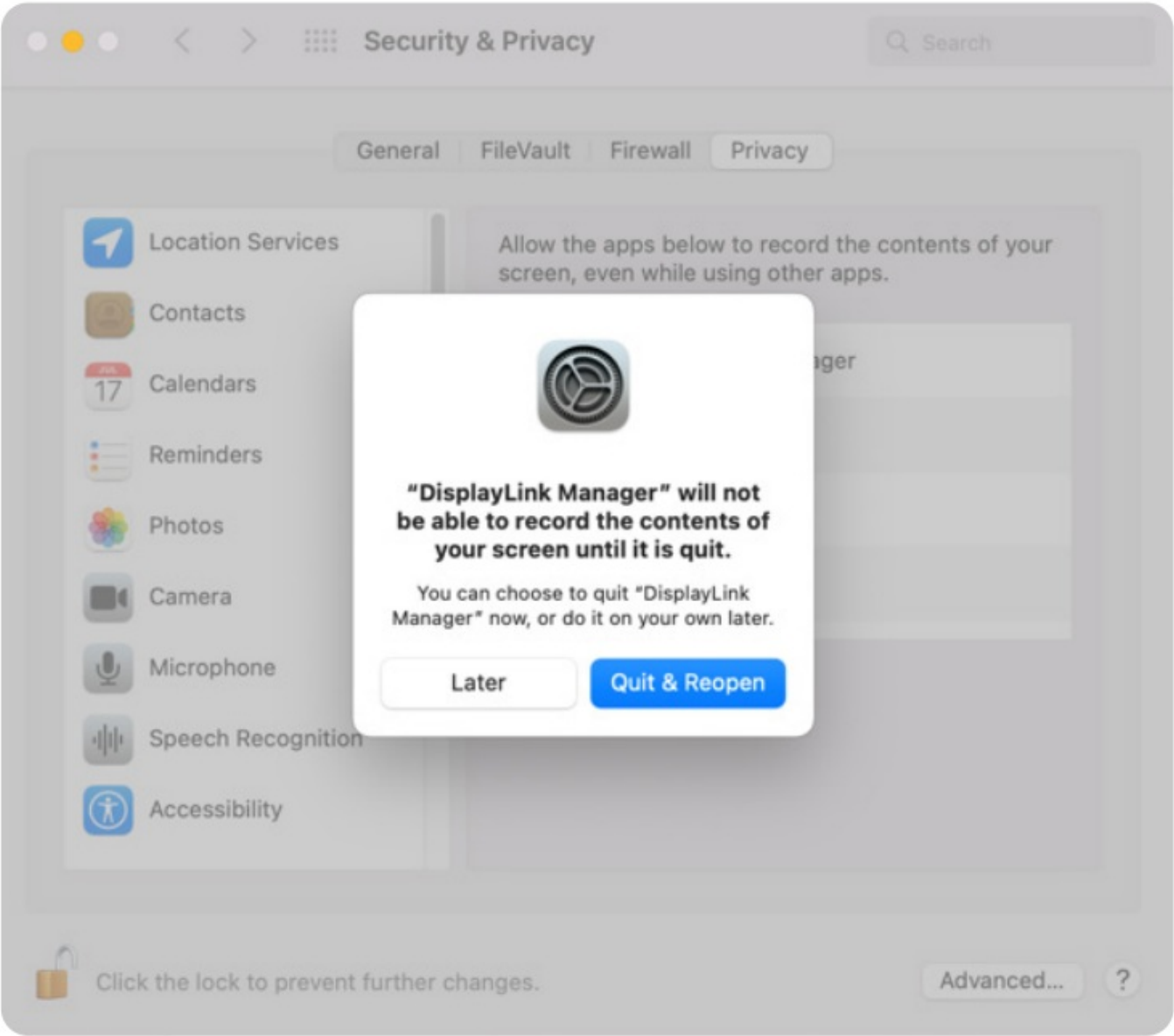


The Security & Privacy windows show then pop up.

HINT: Click the pad lock on the bottom left to allow changes.



Once you have enabled DisplayLink Manager to record the contents of your screen (eg. Has a Tick next to it). Users should then receive a pop advising to Quit and Reopen DisplayLink Manager to take affect the changes.



© ALOGIC. All rights reserved. Reproduction in whole or in part without permission is prohibited. All other trademarks are the properties of their owners. Tested to Comply with FCC and CE Standards. HOME OR OFFICE USE.



Documents / Resources

	ALOGIC DisplayLink Drivers on MacOS Version 12 [pdf] Instruction Manual DisplayLink Drivers on MacOS Version 12, DisplayLink Drivers, MacOS DisplayLink Drivers, Version 12 MacOS DisplayLink Drivers, DisplayLink, Drivers
--	--

References

- [DisplayLink Downloads Page | Synaptics](#)
- [DisplayLink macOS Software for Downloads Section | Synaptics](#)

- [User Manual](#)

Manuals+, Privacy Policy

This website is an independent publication and is neither affiliated with nor endorsed by any of the trademark owners. The "Bluetooth®" word mark and logos are registered trademarks owned by Bluetooth SIG, Inc. The "Wi-Fi®" word mark and logos are registered trademarks owned by the Wi-Fi Alliance. Any use of these marks on this website does not imply any affiliation with or endorsement.