



# ALM S.B.G-PRO Versatile Utility Module Instruction Manual

[Home](#) » [ALM](#) » ALM S.B.G-PRO Versatile Utility Module Instruction Manual 



Instruction Manual  
S.B.G-PRO

## Contents

- 1 TECHNICAL SPECIFICATIONS
- 2 Module Installation
- 3 Limited Warranty
- 4 Documents / Resources
  - 4.1 References

## TECHNICAL SPECIFICATIONS

**Power:** +12V 60mA / -12V 55mA

**Size:** 10 HP

**Depth:** 32mm

ALM041 / S.B.G-PRO

## Module Installation

With your modular synth powered off, connect the 10 pin end of the supplied standard eurorack power connector cable to the 10 pin power connector on the rear of the module.

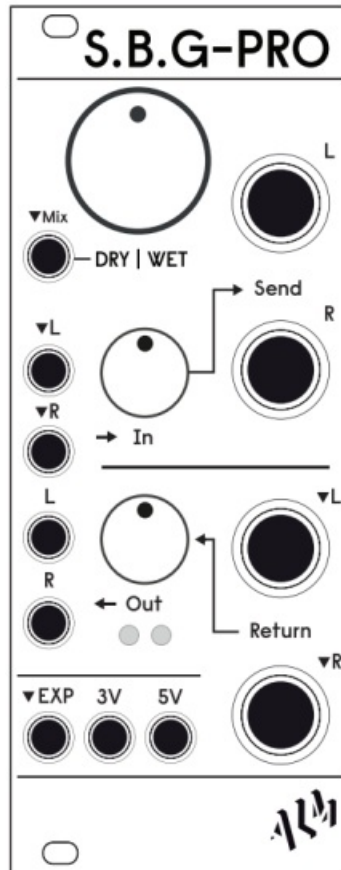
The red stripe on the cable should be orientated to match the text 'RED' marked on the rear of the module near the power connector (this is -12V).

Connect the other 16 pin end of the cable to your eurorack bus board (Refer to your bus board documentation for the correct orientation).

You are now safe to power up your modular synth. If the module fails to power up, check that you have the power cable correctly orientated and have carefully read the manual.

All ALM modules feature reverse power protection.

The 'SBG-Pro' is a utility module that allows Eurorack systems to interface with all sorts of external audio equipment. Mono, stereo, balanced and unbalanced input and output connections are supported via 6.35mm jacks. Controls provide level matching, clipping indication and both direct and voltage controlled equal power cross fading for smooth wet/dry mixing. An expression input and included 'floating ring' cable with conditioned output allow for safe voltage limited CV control of external equipment from your Eurorack modular.



#### **DRY/WET MIX**

Crossfade between the sent and returned signals at the 3.5mm output jacks. CV input offsets value (0- 5V).

#### **SEND**

Convert modular to line level in true stereo with adjustable attenuation.

#### **COMPATIBILITY**

1/4" cables can be balanced or unbalanced, and normalling allows mono sources to return in stereo.

#### **RETURN**

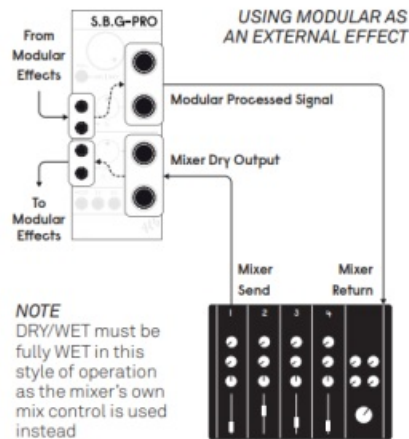
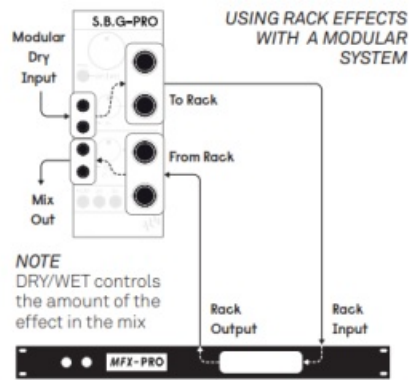
Boost line level signals by up to 32dB with clip indication LEDs.

#### **EXPRESSION IN & OUTS**

CV signal input with 3V/5V 'conditioned' diode limited outputs to protect CV or expression inputs on any external equipment.

#### **NOTE**

Always use supplied floating ring cable when connecting expression outputs to pedals.



## Support

Need help? Email your questions to [help@busycircuits.com](mailto:help@busycircuits.com)

For the latest news, additional info. downloads and firmware updates please visit the ALM website at [busycircuits.00m](http://busycircuits.00m)

Follow @busycircuits on Instagram and YouTube for ideas, tutorials and more.

## Limited Warranty

From the date of manufacture this device is guaranteed for a period of 2 years against any manufacturing or material defects. My such defects will be repaired or replaced at the discretion of ALM. This does not apply to:


- Physical damage arising from mis treating (i.e dropping. submerging.'modding' etc).
- Damage caused by incorrect power connections.
- Overexposure to heat or direct sunlight.
- Damage caused by inappropriate or misuse.
- Use of incorrect or non official firmware

No responsibility is implied or accepted for harm to person or apparatus caused through operation of this product. By using this product you agree to these terms.

ALMO4 I manual version:0.2

<http://busycircuits.com/alm041>

## Documents / Resources



**[ALM S.B.G-PRO Versatile Utility Module](#)** [pdf] Instruction Manual  
ALM041, S.B.G-PRO Versatile Utility Module, S.B.G-PRO, Versatile Utility Module, Utility Modul  
e, Module

## References

-  [ALM](#)
- [User Manual](#)

[Manuals+.](#) [Privacy Policy](#)

This website is an independent publication and is neither affiliated with nor endorsed by any of the trademark owners. The "Bluetooth®" word mark and logos are registered trademarks owned by Bluetooth SIG, Inc. The "Wi-Fi®" word mark and logos are registered trademarks owned by the Wi-Fi Alliance. Any use of these marks on this website does not imply any affiliation with or endorsement.