

ALM038 Stereo Sum Summing Mixer



ALM038 Stereo Sum Summing Mixer Instruction Manual


[Home](#) » [ALM](#) » ALM038 Stereo Sum Summing Mixer Instruction Manual 

Contents

- 1 ALM038 Stereo Sum Summing Mixer
- 2 TECHNICAL SPECIFICATIONS
- 3 Module Installation
- 4 Support
- 5 Limited Warranty
- 6 Documents / Resources
 - 6.1 References
- 7 Related Posts

ALM

ALM038 Stereo Sum Summing Mixer



TECHNICAL SPECIFICATIONS

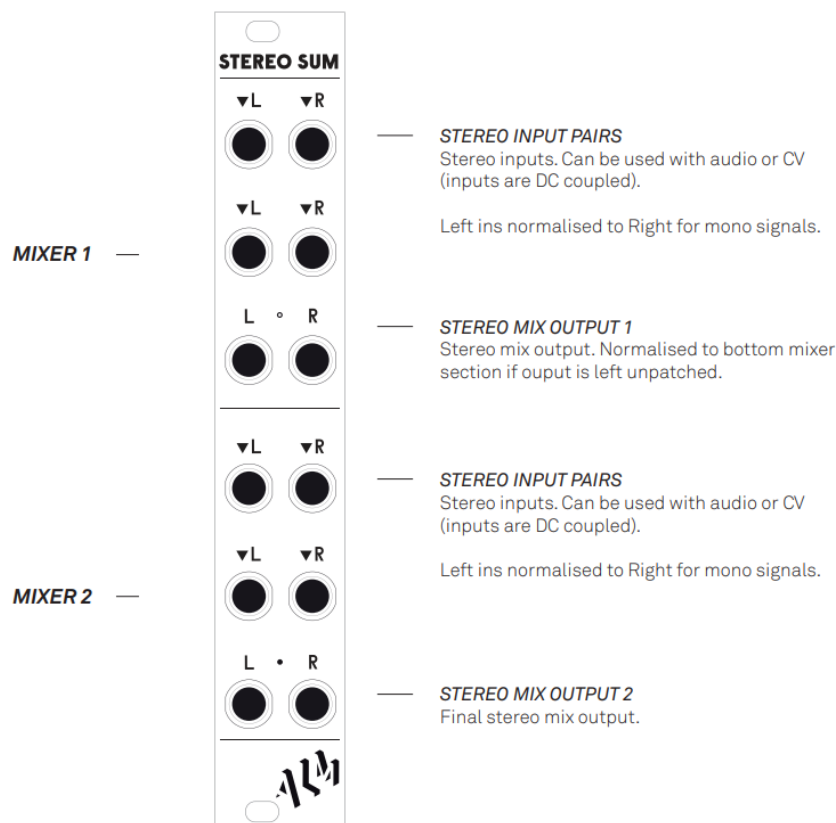
- **Power:** +12V 8ma / -12V 8ma
- **Size:** 4HP
- **Depth:** 32mm

Module Installation

With your modular synth powered off, connect the 10-pin end of the supplied standard Eurorack power connector cable to the 10-pin power connector on the rear of the module. The red stripe on the cable should be orientated to match the text 'RED' marked on the rear of the module near the power connector (this is -12V). Connect the other 16-pin end of the cable to your Eurorack bus board (Refer to your bus board documentation for the correct orientation). You are now safe to power up your modular synth. If the module fails to power up, check that you have the power cable correctly orientated and have carefully read the manual.

- <http://busycircuits.com/alm@38>

The 'STEREO SUM' is a unity gain summing mixer that features four stereo input pairs summed as pairs to two independent mixouts or all as a single combined mix. It is a useful utility for efficiently combining outputs of multiple stereo sources, such as the MEGA-TANG and Jumble Henge mixers or multiple MFX returns. The inputs accept stereo or mono signals (via normalization) which can be audio or CV (module is DC coupled) and the top mixer's outputs are normalised to the bottom mixer section meaning if the upper output is left unpatched the two upper inputs will be added to the lower output.



Support

Need help? Email your questions to help@busycircuits.com For the latest news, additional info, downloads, and firmware updates please visit the ALM website at busycircuits.com Follow @busycircuits on Twitter and Instagram for news, tips, and ideas. Visit 'ALM TV' on Youtube for module video tutorials and demos.

Limited Warranty


From the date of manufacture, this device is guaranteed for 2 years against any manufacturing or material defects. Any such defects will be repaired or replaced at the discretion of ALM. This does not apply to;

- Physical damage arising from mis treating (i.e dropping, sub- merging, 'modding' etc).
- Damage caused by incorrect power connections.
- Overexposure to heat or direct sunlight.
- Damage caused by inappropri- ate or misuse.
- Use of incorrect or non official firmware



No responsibility is implied or accepted for harm to persons or apparatus caused through the operation of this product. By using this product you agree to these terms.

ALM038 manual version: 0.1

Documents / Resources

	ALM ALM038 Stereo Sum Summing Mixer [pdf] Instruction Manual ALM038 Stereo Sum Summing Mixer, ALM038, Stereo Sum Summing Mixer, Sum Summing Mixer, Summing Mixer, Mixer
---	--

References

-  [ALM](#)
-  [ALM - ALM038 STEREO SUM](#)
- [User Manual](#)

[Manuals+](#), [Privacy Policy](#)

This website is an independent publication and is neither affiliated with nor endorsed by any of the trademark owners. The "Bluetooth®" word mark and logos are registered trademarks owned by Bluetooth SIG, Inc. The "Wi-Fi®" word mark and logos are registered trademarks owned by the Wi-Fi Alliance. Any use of these marks on this website does not imply any affiliation with or endorsement.