





ALLSTAND B09YRG8F36 5 Tier Rotating Bookshelf Instruction Manual

[Home](#) » [ALLSTAND](#) » ALLSTAND B09YRG8F36 5 Tier Rotating Bookshelf Instruction Manual 



Note: There is also a more detailed installation video on the product detail page on Amazon.

Contents

[1 Assembly parts list](#)












[2 Installation Steps](#)

[3 Documents /
Resources](#)

[3.1 References](#)

[4 Related Posts](#)

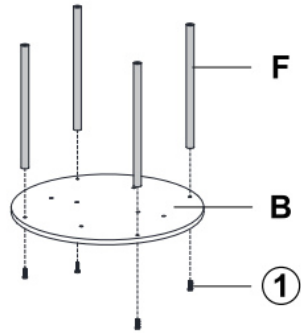
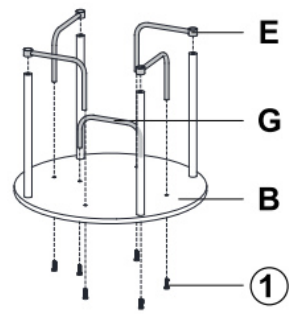
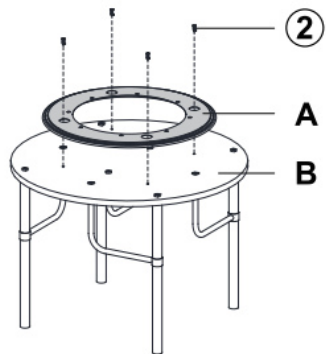
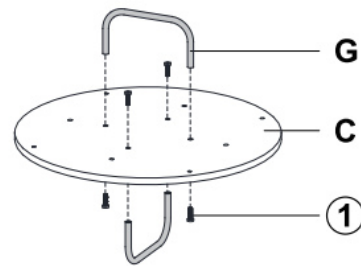
Assembly parts list

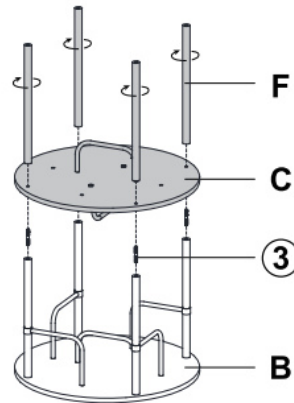
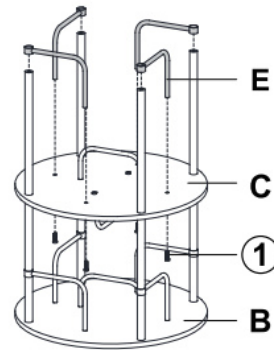
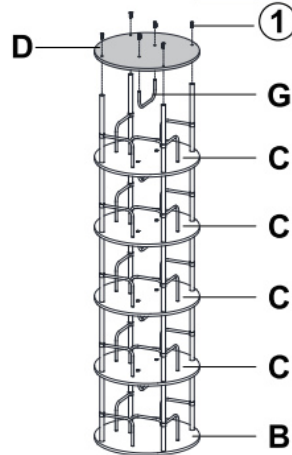
No.	A	B	C	D
Parts				
Qty	1 PCS	1 PCS	4 PCS	1 PCS
No.	E	F	G	
Parts				
Qty	20 PCS	20 PCS	10 PCS	
No.	①	②	③	④
Parts				
Qty	48+1 PCS	4+1 PCS	16+1 PCS	1 PCS

Please read the following instructions carefully:

Allstand offers customers a free lifetime warranty. If you need help regarding product issues, after-sales service or other relevant problems, please contact us via the email on the cover.

Installation Steps

STEP 1**①**  x4**STEP 2****①**  x6**STEP 3****②**  x4**STEP 4****①**  x4

STEP 5
 x4
**STEP 6**
 x4
**STEP 7**
 x6
**STEP 8****Finish**

Repeat steps 4, 5 and 6 to install the remaining 3 panel C, and finally install the top panel D

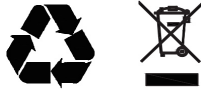
QR code for installation video




<https://www.youtube.com/@ALLSTANDOFFICIAL>

ALLSTAND
 E-mail: support@allstand.net

Made in China



Documents / Resources

	ALLSTAND B09YRG8F36 5 Tier Rotating Bookshelf [pdf] Instruction Manual B09YRG8F36 5 Tier Rotating Bookshelf, B09YRG8F36, 5 Tier Rotating Bookshelf, Rotating Bookshelf, Bookshelf
---	--

References

- [User Manual](#)

[Manuals+.](#) [Privacy Policy](#)

This website is an independent publication and is neither affiliated with nor endorsed by any of the trademark owners. The "Bluetooth®" word mark and logos are registered trademarks owned by Bluetooth SIG, Inc. The "Wi-Fi®" word mark and logos are registered trademarks owned by the Wi-Fi Alliance. Any use of these marks on this website does not imply any affiliation with or endorsement.