



Allflex 2023-24 Sheep and Goat NLIS RapID Tags User Guide

[Home](#) » [Allflex](#) » Allflex 2023-24 Sheep and Goat NLIS RapID Tags User Guide 

Allflex 2023-24 Sheep and Goat NLIS RapID Tags



Contents

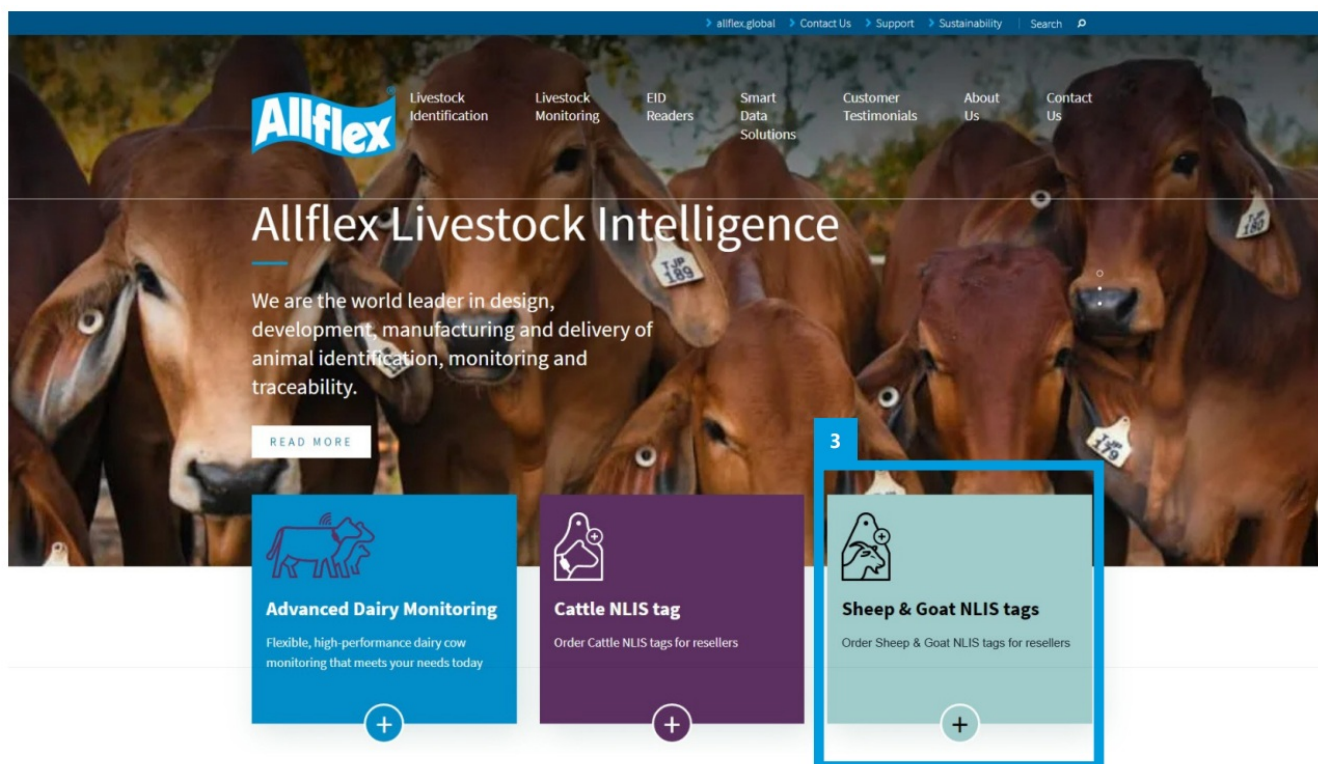
- 1 Safety Precaution
- 2 How to enter an NLIS Sheep & Goat RapID Tags Order
- 3 Non-Official Side Marking Options
- 4 Shopping Trolley
- 5 Quotation / Order Confirmation
- 6 CUSTOMER SUPPORT
- 7 Documents / Resources
 - 7.1 References

Safety Precaution

Step 1

Accessing the Allflex Sheep and Goat RapID Tags online ordering tool

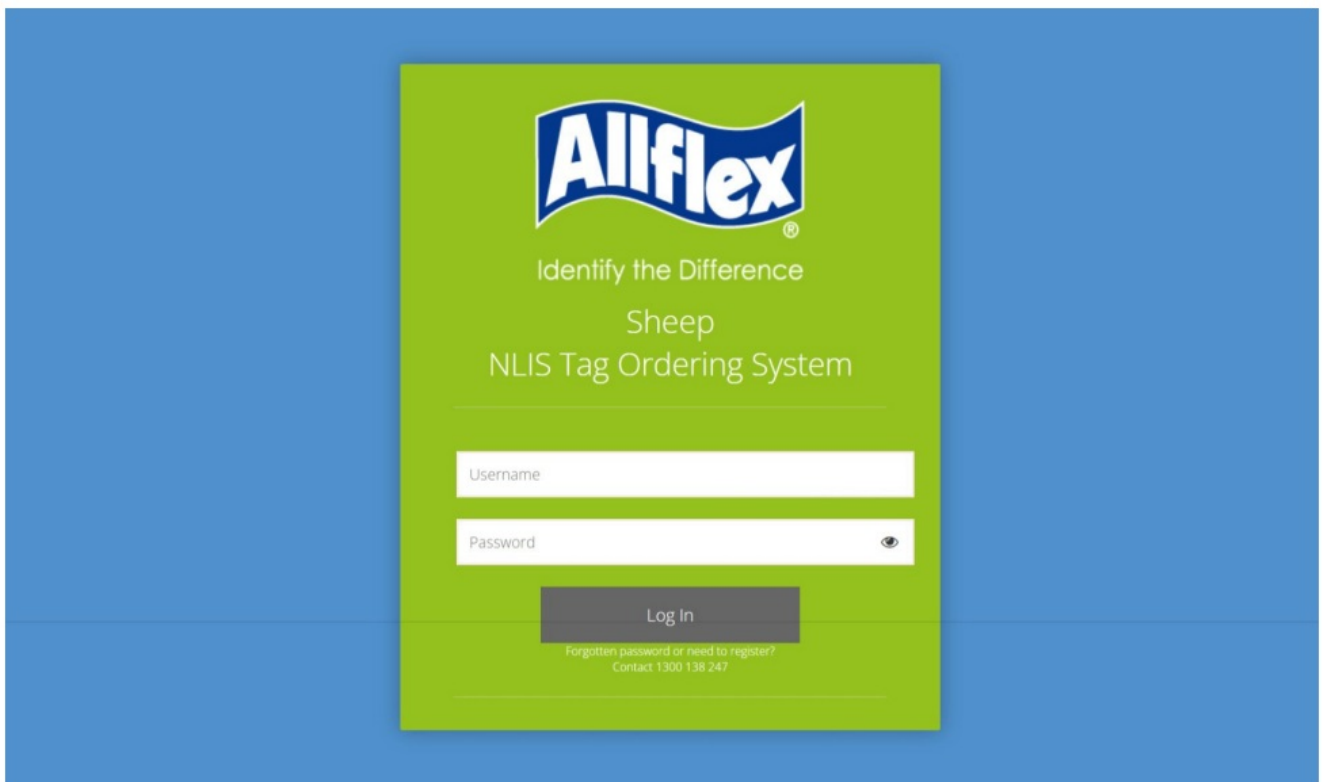
1. Open your preferred web browser.
2. Enter the following URL in the address bar: allflex.com.au
3. Select Sheep & Goat NLIS tags Tab



4. Enter your Login ID and Password.

A Login ID and Password can be obtained by contacting Allflex Customer Care on 1300 138 247 or emailing allflexcs@msd.com.

First time users will be required to change their Password and add an email address so you can be contacted if there are any problems with your order.



5. Change Password and add Email address/s.
6. To create a new Order select Make Order.

MAKE ORDER | REPORTS | LOGOUT
WELCOME Test User

6
User Details

LOGIN NAME	TEST
OLD PASSWORD	<input type="password"/>
NEW PASSWORD	<input type="password"/>
RE-ENTER PASSWORD	<input type="password"/> Change Password
FIRST NAME	Test
LAST NAME	User
EMAIL ADDRESS	test.user@email.com Change Details

Once the Username and Password have been set the “Please enter Producer’s PIC” page will become the default page.

PROFILE | REPORTS | LOGOUT
WELCOME RURAL MERCH PTY LTD

Please Enter Producer's PIC

PIC	<input type="text"/>	OK
------------	----------------------	-----------------

Note all prices are GST exclusive
TEST0000 is a test PIC. Users can enter dummy web orders using this PIC. Orders for this PIC will not be downloaded from the website and processed by Allflex.

How to enter an NLIS Sheep & Goat Rapid Tags Order

1. To start the order entry sequence, enter the producer’s PIC Number & select OK.

PROFILE | REPORTS | LOGOUT
WELCOME RURAL MERCH PTY LTD

Please Enter Producer's PIC

1

PIC	<input type="text"/>	OK
------------	----------------------	-----------------

Note all prices are GST exclusive
TEST0000 is a test PIC. Users can enter dummy web orders using this PIC. Orders for this PIC will not be downloaded from the website and processed by Allflex.

2. Enter the Producer's Details, full first and last name required. (Orders with insufficient producer details may be held for verification). The Tag Bucket File will be emailed to the producer email address supplied.

Producer & Delivery Details

Farm Details	
PLEASE UPDATE DETAILS WHEN REQUIRED	
Farm PIC TEST0000	
2	Farm Contact Phone Number
	Full Name John TEST *
	Address 1 TEST Road *
	Address 2 TEST
	Town/Suburb and State Capalaba QLD *
	Postcode 4157 *
	Email *
	Mobile Number 0436425832 *
3	
Delivery Address	
	Delivery Name A Merchandise Store *
	Address 1 3 Town street *
	Address 2
	Suburb and State Town NSW *
	Postcode 1234 *
4	
Order Details	
	User Email Address first.lastname@email.com
	NOTE: required for order status notification
	Rural Land Protection Board RLHUN - HUNTER RLPB OK

3. Delivery address will default to the Merchant Store address. Delivery details can be amended for orders being shipped to a different location, e.g. Direct to the Producer.
4. Update email address. Allflex will email you using this contact information if there is a problem with the order. Select OK.
5. Select RapID Tags Sheep or RapID Tags Goat. Select OK.

Select Tag Type

VISUAL NLIS SHEEP & GOAT TAGS


<input type="radio"/> Flock Tag	
<input type="radio"/> Flexitag	

5

RFID NLIS SHEEP TAGS & GOAT TAGS

<input type="radio"/> Rapid Tag Sheep	
<input type="radio"/> Rapid Tag Goat	

GOAT TWO PIECE TAG COMBINATIONS - NLIS Accredited for Rangeland, Farm & Fibre Goats Only

<input type="radio"/> Small and Button	
<input type="radio"/> Mini and Mini	

OK

The online order system will guide the user through the marking options for the Allflex NLIS RapID Tags.

6. Select NLIS official Marking on Male or Female Side. Select OK.

Which Tag has Official Markings		RAPID_SHEEP
<input type="radio"/> Male Side		
<input type="radio"/> Female Side		

BACK
OK

7. Select a Symbol if required or select Standard Marking if no symbols are required. Select OK.

Select Tag Markings

Normal, Vaccinated, Terminal, or Scabbie Guarded Tags		RAPID_SHEEP>MALE
<input type="radio"/> Standard Marking		
<input type="radio"/> Marked with vaccinated symbol		
<input type="radio"/> Marked with terminal symbol		
<input type="radio"/> Marked with scabbie guarded symbol		

BACK
OK

8. Select Custom Marking requirements for Non-Official Side. If no Custom Marking is required, select Do Not Remove Marking option. Select OK.

Select Tag Markings

What to Mark on Non-Official Side		RAPID_SHEEP>MALE>NORMAL
<input type="radio"/> Do Not Remove		
<input type="radio"/> Management Number		
<input type="radio"/> Text - 1 line		
<input type="radio"/> Text - 2 lines		
<input type="radio"/> Text over Management Number		
<input type="radio"/> Lamb Plan/ Merino Select tag number		

BACK
OK

9. Select Colour required from the Drop-down list.

10. Select NLIS serial Number.

- **Autoflow** – NLIS serial number will Autoflow on from previous NLIS sheep Tag Order. Add required quantity.
- **Specify Start Number** – Add a Prefix if required. Add Start Number and quantity if sequential numbering is required.
- **Select Numbers** – Add a Prefix if required. Add selected numbers (comma separated miscellaneous numbers or hyphen separated number ranges). The total quantity of Selected Numbers will be calculated automatically.

Rapid Tags

9	Color	Black (2024) ▼		
	Non Official Marking	Management number		
10 OFFICIAL SIDE MARKING: NLIS SERIAL NUMBER				
10	<input type="radio"/>	Auto flow on. (nb: not available if optional prefix is required)	quantity	<input type="text"/> *NOTE: Qty of RapID tag must be in multiples of 20
	<input type="radio"/>	specify start number	Prefix (optional)	<input type="text"/>
			start number	<input type="text"/>
	<input type="radio"/>	Select numbers (put numbers as comma separated numbers. eg. 2-10,21,50-60)	Prefix (optional)	<input type="text"/>
11	Management number	<input type="radio"/>	Specify management start number	numbers
				Prefix (optional)
11 NON-OFFICIAL SIDE MARKING: MANAGEMENT NUMBER				
11	Management number	<input type="radio"/>	Specify management start number	Prefix (optional)
				Start number
NB..Please call Allflex when preceding zero required on tags e.g.: 0001-0500				
<div>Order</div> <div>Cancel</div>				

11. Confirm NON-OFFICIAL side making requirements (refer to NON-OFFICIAL side marking options on page 6 Select Order to Continue.

Non-Official Side Marking Options

DO NOT REMOVE – no additional information required

NON-OFFICIAL SIDE MARKING: DO NOT REMOVE

"Do Not Remove" will be printed on NON-OFFICIAL SIDE

Management Number options:

- Same as Serial Number – NLIS Serial Number will be printed
- Specify Management Start Number – Add prefix & start number, when different to the NLIS Serial Number

NON-OFFICIAL SIDE MARKING: MANAGEMENT NUMBER

Management number	<input type="radio"/>	Same as NLIS Serial Number	
	<input type="radio"/>	Specify management start number	Prefix (optional) <input type="text"/> * (Max 12 Char) Start number <input type="text"/> * (Max 12 Char)

Text options:

Text 1 Line – Add marking. Text will be printed on every tag.

NON-OFFICIAL SIDE MARKING: 1 LINE OF TEXT

One Line Text	Text 1	<input type="text"/> * (max 12 char)
---------------	--------	--------------------------------------

Text 2 Lines – Add marking. Text will be printed on every tag.

NON-OFFICIAL SIDE MARKING: 2 LINES OF TEXT

Two Lines of Text	Text 1	<input type="text"/> * (max 12 char)
	Text 2	<input type="text"/> * (max 12 char)

Text over Management Number:

- Specify Text – Add marking. Text will be printed on every tag.
- Management number
- Same as Serial Number – NLIS Serial Number will be printed
- Specify Management Start Number – Add prefix & start number, when different to the NLIS Serial Number

NON-OFFICIAL SIDE MARKING: TEXT OVER MANAGEMENT NUMBER

Specify text		<input type="text"/> * (max 12 char)						
Management number	<input type="radio"/>	Same as NLIS Serial Number						
	<input type="radio"/>	Specify management start number	<table border="1"> <tr> <td>Prefix (optional)</td> <td><input type="text"/></td> <td>* (Max 12 Char)</td> </tr> <tr> <td>Start number</td> <td><input type="text"/></td> <td>* (Max 12 Char)</td> </tr> </table>	Prefix (optional)	<input type="text"/>	* (Max 12 Char)	Start number	<input type="text"/>
Prefix (optional)	<input type="text"/>	* (Max 12 Char)						
Start number	<input type="text"/>	* (Max 12 Char)						

Lamb Plan / Merino Select Tag Number:

- Specify two digit management number (printed next to serial number)
- Digits entered will be printed the same on every tag, e.g. 230001 to 230100

NON-OFFICIAL SIDE MARKING: LAMB PLAN / MERINO SELECT NUMBER

Specify two-digit management number (printed next to serial number)	<input type="text"/>	*PLEASE NOTE: The digits entered in this box will be printed the same on every tag.
---	----------------------	---

Shopping Trolley

12. Select More Tags if you would like to add other order lines for this PIC. This will take you back to the Tag selection page.

Shopping Trolley

Delete	Modify	Product Description	Details	Visual	Qty
<input type="button" value="D"/>		Rapid sheep tag BLACK	Official Side - Male / Symbol: NORMAL / Management Number / NLIS Autoflow / Same as NLIS		20

*** Please note a Minimum Order Fee will apply to purchases of orders under \$30.00(excl. GST), irrespective of destination.***

<input type="button" value="Get Full Pricing"/>	<input type="button" value="More Tags"/>	<input type="button" value="Order Applicators"/>	<input type="button" value="Cancel Order"/>
---	--	--	---

13. Select Order Applicators if you would like to add an Applicator to the Order.
Add quantity, Select Order.
Applicators will be added to your shopping trolley.

	Rapidmatic Applicator (Suitable for Rapid and Superflex tags only)	<input type="text"/>
	Rapidtagger Applicator (Suitable for RapidID and Superflex tags only)	<input type="text"/>
	UTT3S Applicator (Suitable for 2 piece cattle, sheep and goat tags)	<input type="text"/>
	Identiplier (Suitable for 2 piece cattle, sheep and goat tags)	<input type="text"/>

14. Select Get Full Pricing to complete the order or Cancel to start the order again.

Shopping Trolley

Delete	Modify	Product Description	Details	Visual	Qty
D		Rapid sheep tag BLACK	Official Side - Male / Symbol: NORMAL / Management Number / NLIS Autoflow / Same as NLIS		20

*** Please note **14** minimum Order Fee will apply to purchase orders under \$30.00(excl. GST), irrespective of destination.***

Get Full Pricing

More Tags

Order Applicators

Cancel Order

Quotation / Order Confirmation

15. If you have an Allflex Quote or Promotion Number, enter it at Special Order Reference. Enter your Purchase Order Number in the Reseller Order Reference box.

Click Place Order

Quotation

Your Quotation reference is **QUOTE0388676**. [Print](#) this quotation if required.

Special Order Reference

use only for quotes and promotional codes

Reseller Order Reference

1234

Place Order

15

Order Details			
PIC	TEST0000	Merchant	RURAL MERCH
Contact Ph		Input By	TEST-6/03/2024

Delivery Details	
Name	RURAL MERCH
Address1	A TOWN
Address2	
Suburb State	TOWN
Postcode	2756

Order Contents			
Product Description	Details	Visual	Qty
Rapid sheep tag BLACK	Official Side - Male / Symbol: NORMAL / Management Number / NLIS Autoflow / Same as NLIS		20

* Freight will be additional & is by standard Australia Post. Contact Allflex if special (non-standard Australia Post) transport is required.

16. Your order has been finalised. Please keep note of the Allflex Order Ref or select Print for Order Confirmation.

Confirmed Order Details

Thank you. The Order is confirmed. The Allflex Order Ref is **WBS0380759**. [Print](#) if required.

Order Details			
PIC	TEST0000	Merchant	RURAL MERCH
Contact Ph		Input By	TEST-6/03/2024
Name	First Last Name		
Address1	Property Address		
Address2			
Suburb State	Capalaba		
PostCode	4157		

Delivery Details	
Name	RURAL MERCH
Address1	A TOWN
Address2	
Suburb State	TOWN
Postcode	2756

Order Contents			
Product Description	Details	Visual	Qty
Rapid sheep tag BLACK	Official Side - Male / Symbol: NORMAL / Management Number / NLIS Autoflow / Same as NLIS		20

* Freight will be additional & is by standard Australia Post. Contact Allflex if special (non-standard Australia Post) transport is required.

Automated emails will be sent confirming order approval and despatch, along with links to enable order tracking.

The Allflex Order Ref is **WBS0380841**.



Order Details

PIC	TEST0000	Merchant	MERCHANDISE STORE
Contact Ph		Input By	ZZZZZ8/03/2024
Name	First Last Name		
Address1	Property Address		
Address2			
Suburb State	Capalaba		
Post Code	4157		
PO Number	PO#		

Delivery Details

Name	MERCHANDISE STORE
Address1	123 SMITH STREET
Address2	
Suburb State	TOWN
Postcode	4000

Order Contents

Product Description	Details	Visual	Qty
Rapid sheep tag BLACK	Official Side – Male / Symbol: NORMAL / Management Number / NLIS Autoflow / Same as NLIS		100
Rapid tagger Applicator			1

* Freight will be additional & is by standard Australia Post. Contact Allflex if special (non-standard Australia Post) transport is required.

Updating account details.

1. To update your password or Email address, use the Profile Tab.
2. Re-enter Password, Click Change password.
3. Amend / Add Email, Click Change details

Please Enter Producer's PIC

PIC	<input type="text"/>	OK
Note all prices are GST exclusive TEST0000 is a test PIC. Users can enter dummy web orders using this PIC. Orders for this PIC will not be downloaded from the website and processed by Allflex.		

User Details

LOGIN NAME	TEST		
OLD PASSWORD	<input type="password"/>	*	
NEW PASSWORD	<input type="password"/>	*	
2 RE-ENTER PASSWORD	<input type="password"/>	*	Change Password
FIRST NAME	Test *		
LAST NAME	User *		
3 EMAIL ADDRESS	test.user@email.com	*	Change Details

CUSTOMER SUPPORT

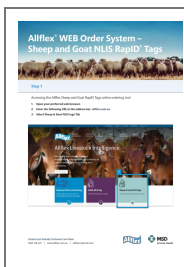
Contact our friendly Customer Care Team

1300 138 247 | www.allflex.com.au | allflexcs@msd.com

Copyright © 2024 Merck & Co., Inc., Rahway, NJ, USA and its affiliates. All rights reserved.



Documents / Resources




[Allflex 2023-24 Sheep and Goat NLIS Rapid Tags](#) [pdf] User Guide

2023-24 Sheep and Goat NLIS Rapid Tags, 2023-24, Sheep and Goat NLIS Rapid Tags, Goat NLIS Rapid Tags, NLIS Rapid Tags, Rapid Tags

References

- [Home - Allflex Australia](#)
- [Allflex NLIS Sheep Online Order - login](#)
- [Home - Allflex Australia](#)

-  [Allflex Nlis Sheep Online Order - login](#)
- [User Manual](#)

[Manuals+](#), [Privacy Policy](#)

This website is an independent publication and is neither affiliated with nor endorsed by any of the trademark owners. The "Bluetooth®" word mark and logos are registered trademarks owned by Bluetooth SIG, Inc. The "Wi-Fi®" word mark and logos are registered trademarks owned by the Wi-Fi Alliance. Any use of these marks on this website does not imply any affiliation with or endorsement.