



ALLEN HEATH XONE-96 Audio Firmware User Manual

[Home](#) » [ALLEN HEATH](#) » ALLEN HEATH XONE-96 Audio Firmware User Manual 

ALLEN & HEATH®

Contents

- [1 XONE-96 Audio Firmware](#)
- [2 PLEASE FOLLOW INSTRUCTIONS FOR INSTALLATION CAREFULLY](#)
- [3 Documents / Resources](#)
 - [3.1 References](#)
- [4 Related Posts](#)

XONE-96 Audio Firmware





**AUDIO FIRMWARE
v1.0.2 MAINTENANCE RELEASE**

XONE:96 AUDIO FIRMWARE v1.0.2

This maintenance release implements reconfiguration of the DAC codec for your XONE:96 This bundle includes v1.0.2 Audio Firmware for Windows PC

PLEASE FOLLOW INSTRUCTIONS FOR INSTALLATION CAREFULLY

Xone Product XONE:96

Audio Firmware v1.0.2 PC

Device Drivers v4330

[Xone96AudioFirmware1.0.2.bin]





Operating System:	Compatible	Support Active
Microsoft Windows10	✓	✓
Microsoft Windows8	✓	✓
Microsoft Windows7	✓	✓

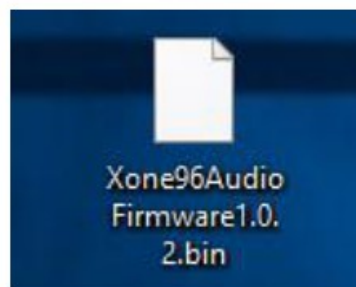
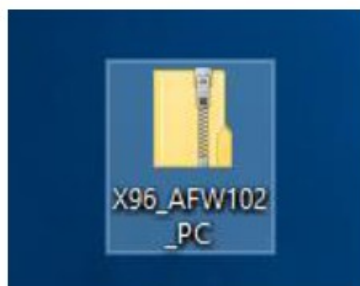
see p.3 for software changelog

Installing XONE:96 Audio Firmware

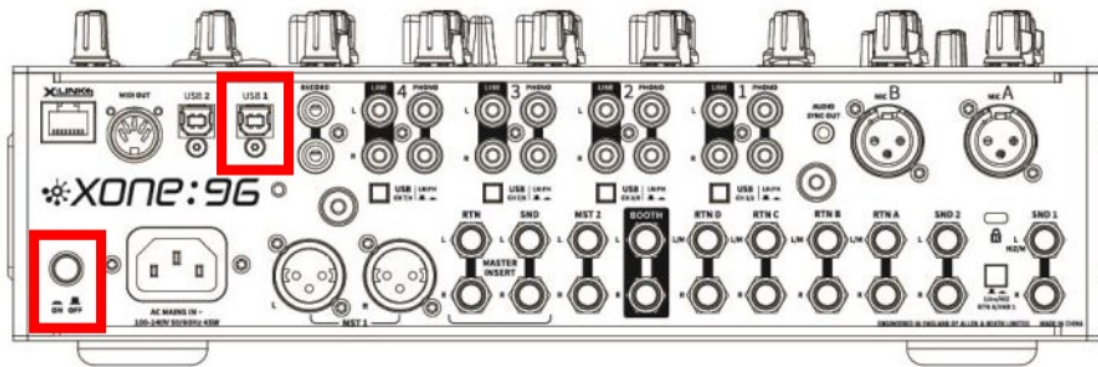
! **IMPORTANT:** Ensure current ASIO* compatible allen-heath.com/media/X96_SRN_4330_1.pdf on the host PC

! Ensure you download & install the correct Device Software for your operating system;

-  Go to www.allen-heath.com/ahproducts/xone96
-  Click PC DEVICE SOFTWARE
-  Download the 'current' Audio Firmware bundle: X96_AFW102_PC.zip
-  Move the X96_AFW102_PC.zip to your system desktop and extract the Audio Firmware file;
Xone96AudioFirmware1.0.2.bin



 Connect the PC to the mixer's USB 1 port and power the Xone:96 ON



! IMPORTANT: the host must connect to the USB 1 port during installation.



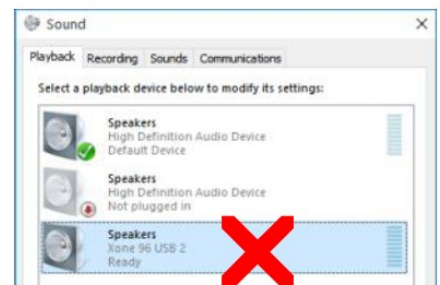
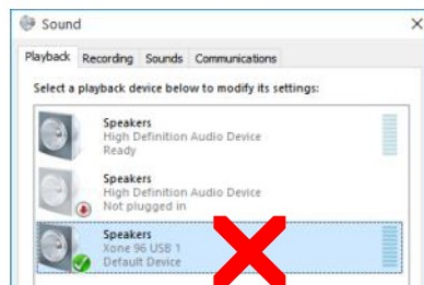
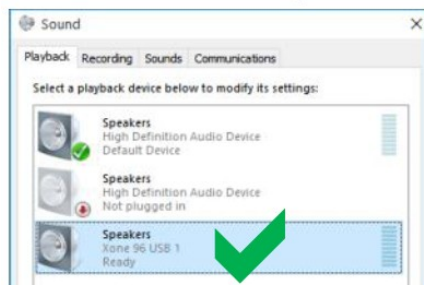
If the PC is connected to USB 2 the installer application will not find the Xone:96



Check that the mixer is correctly connected and visible via the PC's Sound dialogue;



Search > Sound (Control Panel) to open the dialogue



And that the Xone:96 mixer is not selected for sound playback and recording during the install.

XONE:96 AUDIO FIRMWARE v1.0.2

PLEASE FOLLOW INSTALL & UPDATE INSTRUCTIONS CAREFULLY

Xone Product XONE:96

Audio Firmware v1.0.2 PC

Device Driver v4330

[Xone96AudioFirmware1.0.2.bin] **Installing XONE:96 Audio Firmware continued...**



Close all Audio and MIDI applications before running the install.



Browse to the install directory of the Device Driver;



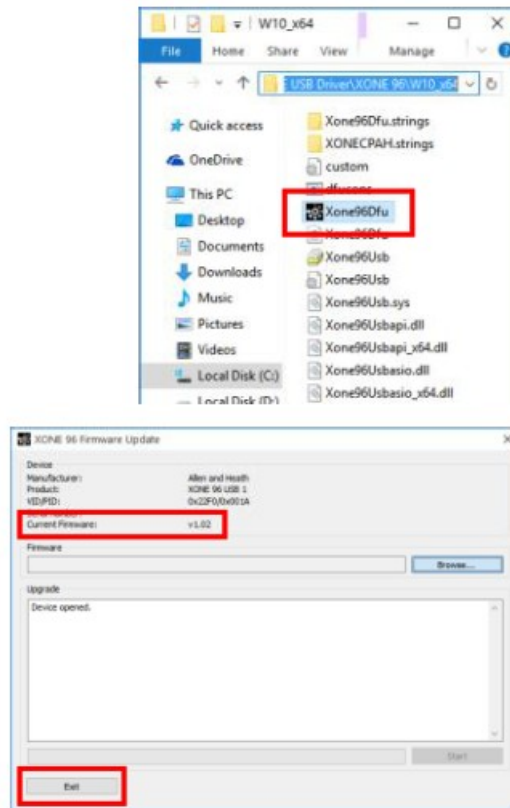
– the default is:



(C):\\Program Files\\Allen & Heath\\XONE USB Driver\\XONE 96\\W10_x64 Select the Xone96Dfu.exe application.





Click Open to run the installer





 The Audio Firmware currently installed is displayed next to Current Firmware:

 If Current Firmware displays v1.0.2;

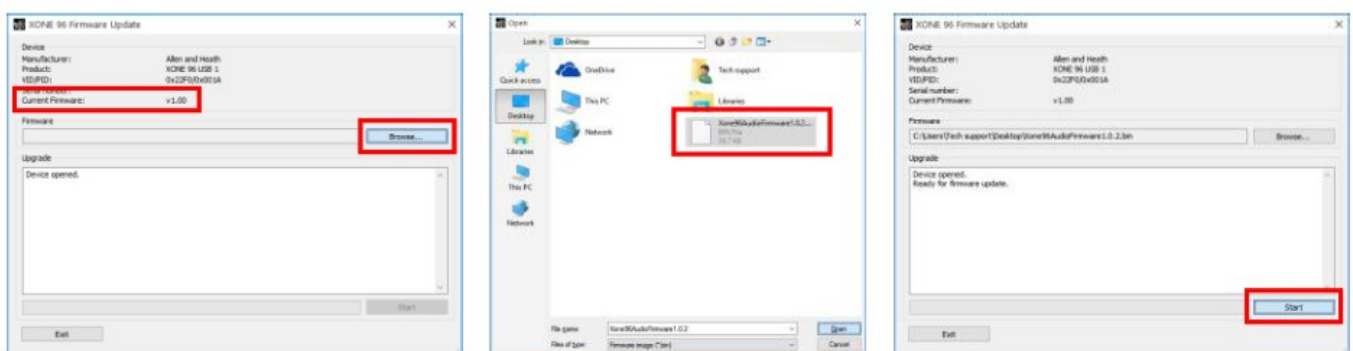
 – the XONE:96 is up to date 


! – you do not need to run the install.

 Click EXIT to close the application.

 Power-cycle the Xone:96 mixer (turn OFF/ ON) before further use.

 If Current Firmware displays v1.0.0;



 Click the Browse tab in the installer application and navigate to the desktop


 Select the Xone96AudioFirmware1.0.2.bin file and click Open

 Click the Start tab to install the new Audio Firmware

 Installation takes a few seconds during which various messages are displayed.

 After the installation is complete, click EXIT to close the installer application.

 Power-cycle the Xone:96 mixer (turn OFF/ ON) before further use

 The Audio Firmware update is now complete.

Software Changelog

Xone Product : XONE:96

Audio Firmware v1.0.2

Operating System: MS Windows [PC] [**Xone96AudioFirmware1.0.2.bin**] ⓘ v1.0.2 Audio Firmware
maintenance update implementing DAC codec reconfiguration

✔ XONE96-25 FIXED: de-emphasis filter status @ 44.1kHz / 48kHz sample rates


If you experience a problem during installation, please contact A&H Product Support: <http://support.allen-heath.com>

X96 WDSRN_ Issue 1

X96_AFW102_PC 11/18

* ASIO is a trademark and software of Steinberg Media Technologies GmbH

Documents / Resources

	<p>ALLEN HEATH XONE-96 Audio Firmware [pdf] User Manual XONE-96 Audio Firmware, XONE-96, Audio Firmware, Firmware</p>
---	---

References

- & [XONE:4D | Allen & Heath](#)
- & [Xone:96 | Allen & Heath](#)
- ⓘ [Log in with Atlassian account](#)
- ^{MH} [Search - Manual-Hub.com](#)