

ALLEN HEATH GPIO General Purpose Input Output Interface for Remote Control User Guide

[Home](#) » [ALLEN HEATH](#) » ALLEN HEATH GPIO General Purpose Input Output Interface for Remote Control User Guide 

Contents

1 GPIO

- 1.1 Getting Started Guide
- 1.2 Application example
- 1.3 Layout and connections
- 1.4 Installation
- 1.5 Specifications

2 ALLEN&HEATH

3 Documents / Resources

3.1 References

4 Related Posts



GPIO

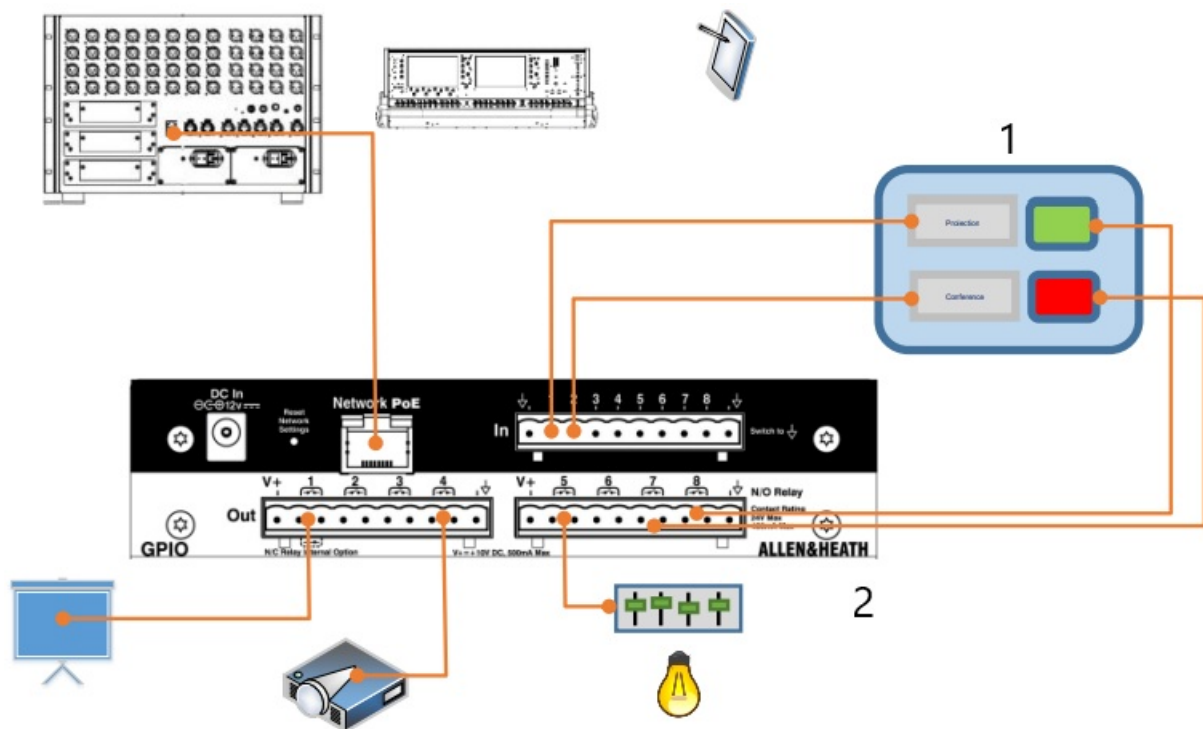
Getting Started Guide

GPIO is a general purpose I/O interface for control integration of an AHM, Avantis or dLive system and third party hardware. It offers 8 opto-coupled inputs and 8 relay outputs on Phoenix connectors, in addition to two +10V DC outputs.

Up to 8 GPIO modules can be connected to an AHM, Avantis or dLive system via Cat cable, directly or via a network switch. GPIO functions are programmed using the AHM System Manager software, dLive Surface / Director software or Avantis mixer / Director software and can be configured for a number of install and broadcast applications, including EVAC (alarm / system mute), broadcast (on air lights, fader start logic) and theatre automation (curtains, lights).

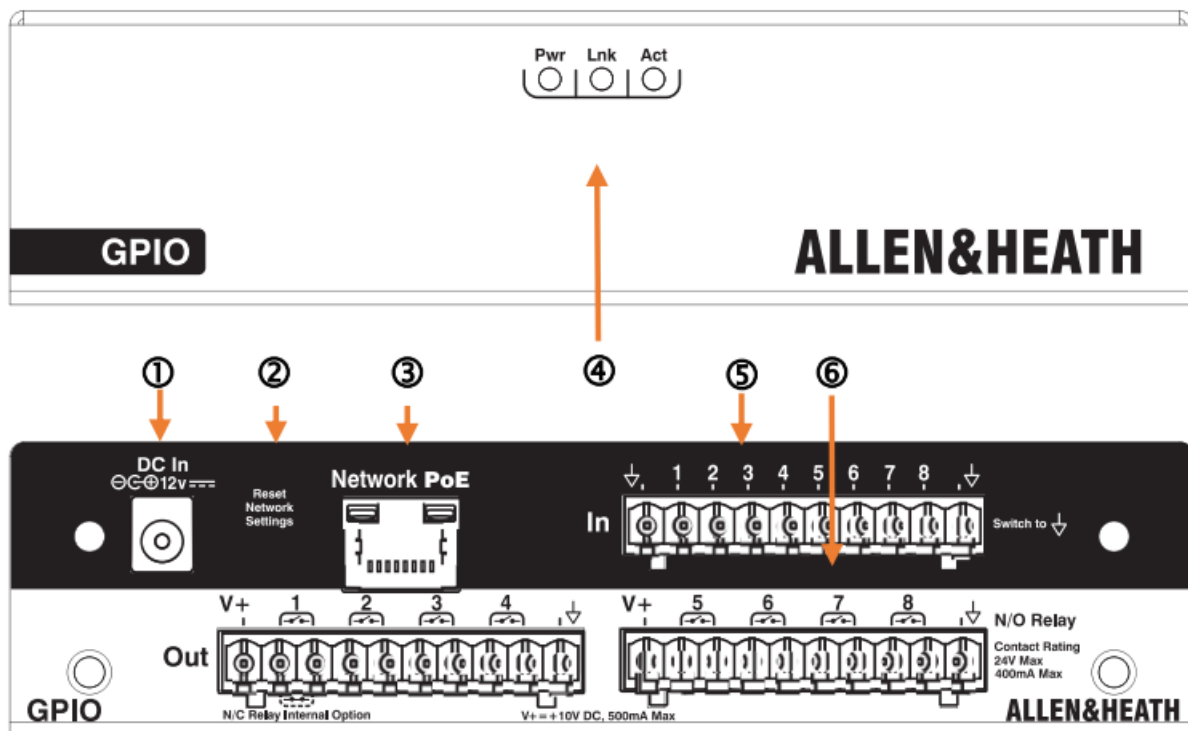
i GPIO requires dLive firmware V1.6 or higher.

Application example



1. Inputs from third party switch panel
2. Outputs deliver DC for indicator LEDs on control panel, and switch closure for screen, projector and lighting controller.

Layout and connections



(1) DC input – The unit can be powered by the supplied AC/DC adapter or alternatively via Cat5 cable when connected to a PoE source.

(i) Use only the power supply provided with the product (ENG Electric **6A-161WP12**, A&H part code AM10314). The use of a different power supply can cause electrical or fire hazards.

(2) Network Reset – Resets Network settings to the default IP address 192.168.1.75 with subnet 255.255.255.0. Hold down the recessed switch whilst powering up the unit to reset.

(3) Network socket – PoE IEEE 802.3af-2003 compliant.

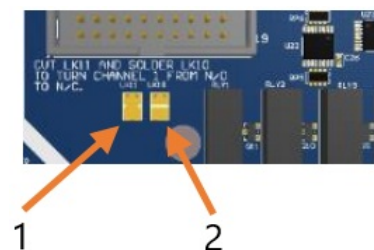
(4) Status LEDs – Light to confirm Power, physical connection (Lnk) and network activity (Act).

(5) Inputs – 8x opto-coupled inputs, switching to ground.

(6) Outputs – 8x relay outputs and 2x 10V DC outputs. All relay outputs are normally open by default. Output 1 can be configured to be normally closed as indicated here:

Cut solder link LK11 on the internal PCB.

Solder link LK10.



1. Normally Open

2. Normally Closed

Installation

GPIO can be used free standing or up to two units can be installed in a 1U rack space using our optional rack ear kit **FULLU-RK19** which can be ordered from your A&H dealer.

STP Cat5 or higher cables are required, with a maximum cable length of 100m per connection.

Specifications

Relay Output Max Voltage	24V
Relay Output Max Current	400mA
External Power Output	+10VDC / 500mA max
Operating Temperature Range	0°C to 35°C (32°F to 95°F)
Power Requirement	12V DC via external PSU, 1A max or PoE (IEEE 802.3af-2003), 0.9A max

Dimensions and Weights

W x D x H x Weight	171 x 203 x 43 mm (6.75" x 8" x 1.7") x 1.2kg (2.7lbs)
Boxed	360 x 306 x 88 mm (14.25" x 12" x 3.5") x 3kg (6.6lbs)

Read the Safety Instructions Sheet included with the product and the information printed on the panel before operating.

A limited one year manufacturer's warranty applies to this product, the conditions of which can be found at: www.allen-heath.com/legal

By using this Allen & Heath product and the software within it you agree to be bound by the terms of the relevant End User Licence Agreement (EULA), a copy of which can be found at: www.allen-heath.com/legal

Register your product with Allen & Heath online at: <http://www.allen-heath.com/support/register-product/>

Check the Allen & Heath website for the latest documentation and software updates.


ALLEN&HEATH

Copyright © 2021 Allen & Heath. All rights reserved.

GPIO Getting Started Guide

AP11156 Issue 3

Documents / Resources

	<p>ALLEN HEATH GPIO General Purpose Input Output Interface for Remote Control [pdf] User Guide</p> <p>GPIO General Purpose Input Output Interface for Remote Control, GPIO, General Purpose Input Output Interface for Remote Control, Input Output Interface for Remote Control, Remote Control</p>
---	--

References

- [& Legal | Allen & Heath](#)
- [& Register a Product | Allen & Heath](#)

Manuals+.