



## Alecto CAM10 Commaxx BV Smart Wifi Camera User Guide

[Home](#) » [Alecto](#) » Alecto CAM10 Commaxx BV Smart Wifi Camera User Guide 



SMART-CAM10



## Contents

[1 CAM10 Commaxx BV Smart Wifi Camera](#)

[2 SPECIFICATIONS](#)

[3 Documents / Resources](#)

[3.1 References](#)

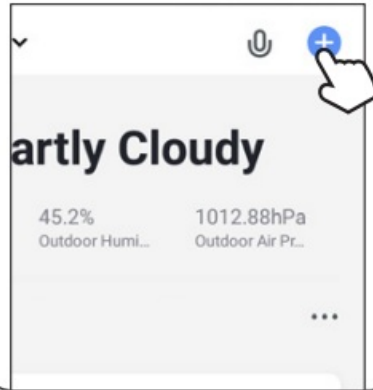
## CAM10 Commaxx BV Smart Wifi Camera

1

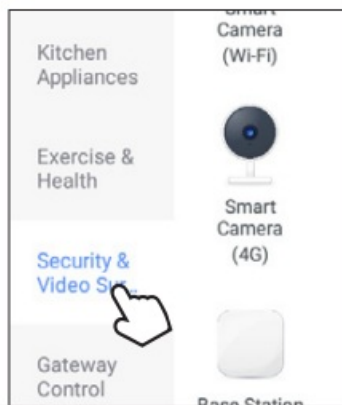


**DOWNLOAD  
SMART LIFE APP**

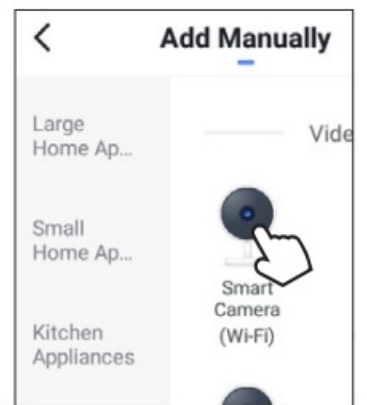
2



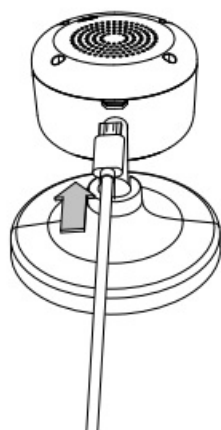
3



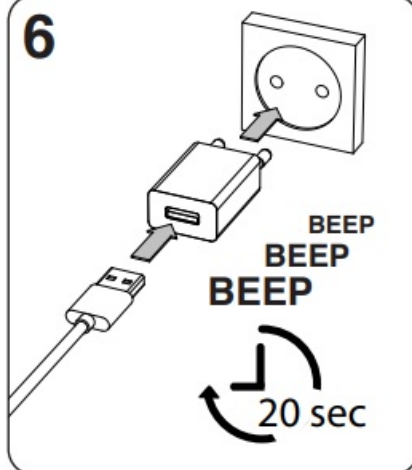
4



**5**



**6**



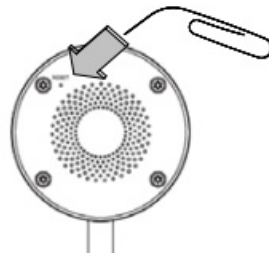
**7a**



**FLASHING ● 2x / SEC  
GO TO STEP 8**

**IF ● GO TO STEP 7b**

**7b**



**HOLD 6 SEC**

**FLASHING ● 2x / SEC  
GO TO STEP 8**

8

**Reset the device first.**

Power on the device and make sure the indicator is flashing rapidly or a prompt tone is heard.



Perform net pairing as prompted. >  
Make sure the indicator is flashing quickly or a prompt tone is heard



Next

9

Power on the device and make sure the indicator is flashing rapidly or a prompt tone is heard.



Perform net pairing as prompted. >

Make sure the indicator is flashing quickly or a prompt tone is heard



Next



10

Same WiFi as your smartphone/tablet

XXXXXXX

Next



11

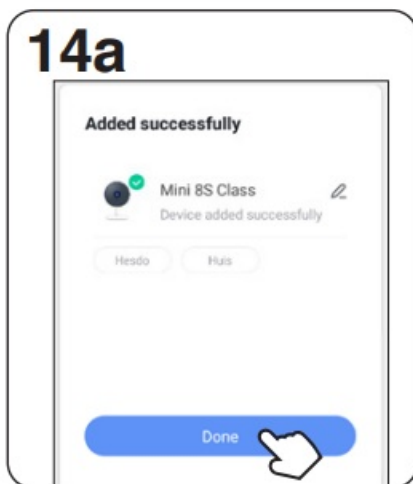
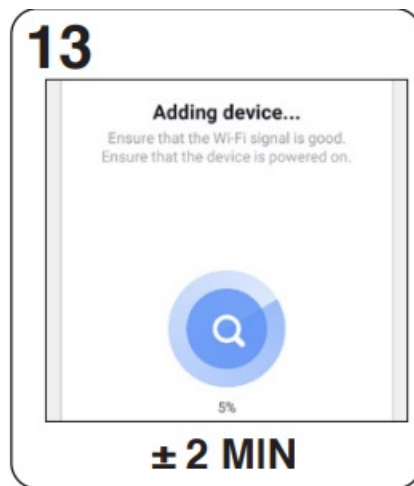


Please scan the QR code from 15 to 20 cm away



No Prompts

I Heard a Prompt



## ⚠ ATTENTION!

Make sure that the SMART-CAM10 is within range of the router during the registration. The SMART-CAM10 can only be registered to one account. Make sure you remove the device from the app before changing ownership. See page 5. Keep away from liquids and humidity.

## SPECIFICATIONS

Information Power Adapter: Manufacturers name and address : Shenzhen Keyu Power Supply Technology Co., Ltd., 2~3F, No. 13, Lane3, Yuquan East Road, the 2nd Industrial park, Yulv, Guangming District, 518000

Shenzhen, China. Model Identifier : Input voltage : Input AC frequency : Output voltage : Output current : Output Power : Average active efficiency : Efficiency at low 10% load : No load Power consumption :	KA06E-0501000EU 100-240VAC 50/60 Hz 5.0V DC 1.0 A 5.0 W 75.0 % — 0.07 W
Operating system: Image Sensor: IR distance: Resolution: Viewing Angle: Image Compression: SD-card supported: Wireless RF mode frequency band:Wireless communication protocol: Maximum transmitted power: Wireless Security Operate Temperature Operating Humidity Dimensions:	Android 4.4+ or iOS9.0+ 1/2.7" Color CMOS sensor < 7 Meter 1920 x 1080 Px 107 x 57 Degrees H.264 SDXC-type Micro-SD 2412-2472 MHz WIFI 802.11 b/g/n 19.51 dBm WEP & WPA/WPA2 -10° ~ 45°C 5%~85% non-condensing 115 x 60 x 60 mm

## EU DECLARATION OF CONFORMITY

Hereby, Commaxx declares that the radio equipment type SMARTCAM10 is in compliance with Directive 2014/53/EU. The full text of the EU declaration of conformity is available at the following internet address:  
<http://DOC.hesdo.com/SMART-CAM10-DOC.pdf>



Commaxx BV  
Wiebachstraat 37  
6466NG Kerkrade, NL  
[www.alectohome.com](http://www.alectohome.com)



## Documents / Resources

	<a href="#">Alecto CAM10 Commaxx BV Smart Wifi Camera</a> [pdf] User Guide CAM10 Commaxx BV Smart Wifi Camera, CAM10, Commaxx BV Smart Wifi Camera, BV Smart Wifi Camera, Smart Wifi Camera, Wifi Camera, Camera
--	---

## References

- [Alecto Home | Official Alecto Home Webshop](#)

- [User Manual](#)

[Manuals+](#), [Privacy Policy](#)

This website is an independent publication and is neither affiliated with nor endorsed by any of the trademark owners. The "Bluetooth®" word mark and logos are registered trademarks owned by Bluetooth SIG, Inc. The "Wi-Fi®" word mark and logos are registered trademarks owned by the Wi-Fi Alliance. Any use of these marks on this website does not imply any affiliation with or endorsement.